

EXHIBIT T-1

SHAKER HEIGHTS CITY SCHOOL DISTRICT

OFFICE OF THE TREASURER
15600 Parkland Drive
Shaker Heights, Ohio 44120
(216) 295-4316

Bryan C. Christman
Treasurer

FINANCIAL STATEMENTS NOVEMBER 2022

INDEX

<u>SECTION #</u>	<u>SECTION NAME</u>
1.	FINANCIAL AND MISCELLANEOUS BRIEFS
2.	CHARTS
3.	CONSOLIDATED INVESTMENT PORTFOLIO
4.	FINANCIAL STATEMENTS
5.	FINANCIAL REPORT BY BANK
6.	FINANCIAL REPORT BY FUND
7.	REVENUE ACCOUNT SUMMARY
8.	BUDGET ACCOUNT SUMMARY
9.	SUMMARY CHECK REGISTER – ALL CHECKS
10.	BOND ISSUE EXPENDITURE SUMMARY

1. FINANCIAL AND MISCELLANEOUS BRIEFS

**SHAKER HEIGHTS BOARD OF EDUCATION
SHAKER HEIGHTS, OHIO**

December 29, 2022

TO: Members, Shaker Heights Board of Education

FROM: Bryan C. Christman, Treasurer

SUBJECT: Financial and Miscellaneous Briefs

I. NOVEMBER 2022 FINANCIAL OVERVIEW

The revenue activity for the month and for the fiscal year-to-date November 2022 has been similar to the same reporting period for the prior year with the following exceptions:

- **Real Estate Taxes (RET)** were \$0.5 million or 1.7% less than prior YTD due to slightly smaller tax advances and settlements received in July & August of this fiscal year as compared to the prior fiscal year; and \$103,104 or 0.3% above budget as projected through the end of the fiscal year.
- **Public Utility Personal Property Taxes (PUPPT)** were \$88,618 or 5.7% more than prior YTD; and \$11,015 above budget as projected through the end of the fiscal year.
- **Investment Earnings**, which were \$195,227 or 99.0% more than prior year, due to the increasing yield on our portfolio as the interest rates continue to rise in response to the Federal Reserve aggressive rate increase actions; but \$-0- above budget as projected through the end of the fiscal year.
- **Other Local Revenues** were \$232,891 or 22.4% more than prior year which is primarily due to \$57,622 more property tax valuation settlement payments, \$49,524 higher prescription drug rebates, \$39,023 higher tuition payments, and \$19,269 higher rentals this FYTD vs the prior year, combined with a Forfeited Land Sale proceeds distribution payment of \$55,361 from the County received in November 2022, but only \$125,000 above budget as projected through the end of the fiscal year;
- **State Foundation (SF)** revenues were \$31,691 or 0.5% more than prior year, and are \$225,000 above budget as projected through the end of the fiscal year. Fiscal 2023 is the second year under the new State biennial budget's Ohio Fair School Funding plan.
- **Homestead Exemption & Rollback (HERB)** revenues are \$7,767 less than prior year, and \$8,000 below budget as projected through the end of the fiscal year.
- **Other State Revenues** were \$465,771 or 327.5% more than prior year, but \$49,000 below budget as projected through the end of the fiscal year, due to the receipt of the restricted portions of the State Foundation payments under the Ohio Fair School Funding plan incorporated into the biennial budget beginning in July 2021, that was not implemented and paid until January 2022. The categories include Student Wellness & Success Funds, English Language Learners, Career Tech Education, Gifted Supplement, and the Disadvantaged Pupil Impact Aid; and
- **Federal Receipts** were \$375,023 more this fiscal YTD than last due to the receipt in November 2022 of the final settlement of the Fiscal 2020 Medicaid cost reimbursement report, which was delayed from June 2022; but only \$13,118 above budget as projected through the end of the fiscal year.

Total Revenues were \$0.8 million or 1.8% more than prior year due primarily to increases in Investment Earnings, Other Local, Other State and Federal revenues, partially offset by

lower Real Estate Tax receipts in the first five fiscal months vs last year; but only \$0.4 million or 0.41% above budget (excluding timing differences) as projected through the end of the fiscal year. Total Expenditures were \$2.5 million or 6.2% more than prior YTD due to routine cost increases including salary adjustments due to steps, combined with timing differences in some of the various expense categories; but only \$0.4 million or 0.43% above budget as projected through the end of the fiscal year. The bottom-line combined revenue and expenditure budget variance as projected through the end of the fiscal year amounts to a \$0.03 million net unfavorable variance, slightly below budget expectations at this time.

II. NOVEMBER 2022 FINANCIAL DETAIL REVIEW

A. GENERAL FUND (As of November 30, 2022)

REVENUE

1. Real Estate & Public Utility Personal Taxes:

- \$0.5 million or 1.7% less Real Estate Taxes (RET) than prior YTD; and
- \$88,618 or 5.7% more Public Utility Personal Property Taxes (PUPPT) than prior YTD;
- Variance from prior year due to slightly smaller tax advances and settlements received in July & August of this fiscal year as compared to the prior fiscal year;
- 46.5% of estimated amount of RET received this year vs. 49.0% last year; and
- 40.5% of estimated amount of PUPPT received this year vs. 41.5% last year;
- \$103,104 or 0.3% above budget YTD for RET; and
- \$103,104 above budget as projected through the end of the fiscal year;
- \$11,015 or 0.7% above budget YTD for PUPPT; and
- \$11,015 above budget as projected through the end of the fiscal year.

2. Investment Earnings:

- \$392,347 received this year;
- \$195,227 or 99.0% more than prior year;
- Increase due to the increasing yield on our portfolio as the interest rates continue to rise in response to the Federal Reserve aggressive rate increase actions.
- 37.3% of estimated amount received this year vs. 30.8% last year;
- \$34,109 or 8.0% below budget for YTD; but
- \$-0- below budget as projected through the end of the fiscal year.
- Cash-basis interest income varies month-to-month and year-to-year due to the varying maturity dates of the investment portfolio;
- At its July 27, 2022 meeting, the Committee decided to raise the target range for the federal funds rate to 2-1/4 to 2-1/2 percent and anticipates that ongoing increases in the target range will be appropriate. In addition, the Committee will continue reducing its holdings of Treasury securities and agency debt and agency mortgage-backed securities, as described in the Plans for Reducing the Size of the Federal Reserve's Balance Sheet that were issued in May. The Committee is strongly committed to returning inflation to its 2 percent objective.
- At its September 21, 2022 meeting, the Committee decided to raise the target range for the federal funds rate to 3 to 3-1/4 percent and anticipates that ongoing increases in the target range will be appropriate. In addition, the Committee will continue reducing its holdings of Treasury securities and agency debt and agency mortgage-backed securities, as described in the

Plans for Reducing the Size of the Federal Reserve's Balance Sheet that were issued in May. The Committee is strongly committed to returning inflation to its 2 percent objective.

- At its November 2, 2022 meeting, the Committee decided to raise the target range for the federal funds rate to 3-3/4 to 4 percent and anticipates that ongoing increases in the target range will be appropriate in order to attain a stance of monetary policy that is sufficiently restrictive to return inflation to 2 percent over time. In addition, the Committee will continue reducing its holdings of Treasury securities and agency debt and agency mortgage-backed securities, as described in the Plans for Reducing the Size of the Federal Reserve's Balance Sheet that were issued in May. The Committee is strongly committed to returning inflation to its 2 percent objective.
- **At its December 14, 2022 meeting, the Committee decided to raise the target range for the federal funds rate to 4-1/4 to 4-1/2 percent. The Committee anticipates that ongoing increases in the target range will be appropriate in order to attain a stance of monetary policy that is sufficiently restrictive to return inflation to 2 percent over time. In determining the pace of future increases in the target range, the Committee will take into account the cumulative tightening of monetary policy, the lags with which monetary policy affects economic activity and inflation, and economic and financial developments. In addition, the Committee will continue reducing its holdings of Treasury securities and agency debt and agency mortgage-backed securities, as described in the Plans for Reducing the Size of the Federal Reserve's Balance Sheet that were issued in May. The Committee is strongly committed to returning inflation to its 2 percent objective.**

We continue to monitor all aspects of our portfolio and the interest rate markets, in consultation with our investment advisor, the RedTree Investment Group.

Market Updates for November include:

- Interest rates are still above 4.00% for many short-term maturities, while longer term rates are starting to decrease;
- The decrease in long term rates reflects the long-term outlook for the economy, which is worsening;
- The Federal Reserve is expected to raise interest rates another 0.50% in December.

Operating Portfolio activity summary comments for this month include:

- November was focused on raising funds for liquidity purposes, this trend will continue until early next year.
- There is ample liquidity built into the portfolio to meet any withdrawal needs.

3. Other Local Revenue:

- \$232,891 or 22.4% more than prior year which is primarily due to \$57,622 more property tax valuation settlement payments, \$49,524 higher prescription drug rebates, \$39,023 higher tuition payments, and \$19,269 higher rentals this FYTD vs the prior year, combined with a Forfeited Land Sale proceeds distribution payment of \$55,361 from the County received in November 2022;
- 45.5% of estimated amount received this year vs. 40.6% last year;
- \$453,381 or 55.2% above budget for YTD; but only
- \$125,000 above budget as projected through the end of the fiscal year.

4. State Foundation:

- \$31,691 or 0.5% more than prior year;
- Fiscal 2023 is the second year under the new State biennial budget's Ohio Fair School Funding plan;
- Normally, State Foundation payments are merely estimates until the ADM counts are finalized and adjusted starting in January.
- 42.7% of estimated amount received this year vs. 39.3% last year;
- \$160,906 or 2.6% above budget for YTD; but
- \$225,000 above budget as projected through the end of the fiscal year.

5. Homestead Exemption & Rollback (HERB):

- \$7,767 or 0.2% less than prior year;
- 50.0% of estimated amount received this year vs. 50.0% last year;
- \$7,767 or 0.2% below budget for YTD; and
- \$8,000 below budget as projected through the end of the fiscal year.

6. Other State Revenue:

- \$465,771 or 327.5% more than prior year, due to the receipt of the restricted portions of the State Foundation payments under the Ohio Fair School Funding plan incorporated into the biennial budget beginning in July 2021, that was not implemented and paid until January 2022. The categories include Student Wellness & Success Funds, English Language Learners, Career Tech Education, Gifted Supplement, and the Disadvantaged Pupil Impact Aid.
- 23.9% of estimated amount received this year vs. 10.4% last year;
- \$4,433 or 0.7% below budget for YTD; but
- \$49,000 below budget as projected through the end of the fiscal year.

7. Federal Receipts:

- \$375,023 more receipts this fiscal YTD than last due to the receipt in November 2022 of the final settlement of the Fiscal 2020 Medicaid cost reimbursement report, which was delayed from June 2022.
- 45.6% of estimated amount received this year vs. 2.6% last year;
- \$4,700 or 1.2% above budget for YTD; but
- \$13,118 above budget as projected through the end of the fiscal year.

8. Total Revenue:

- \$0.8 million or 1.8% more than prior year;
- Variance due primarily to increases in Investment Earnings, Other Local, Other State and Federal revenues, partially offset by lower Real Estate Tax receipts in the first five fiscal months vs last year.
- 45.3% of estimated amount received this year vs. 46.1% last year;
- \$0.7 million or 1.5% above budget for YTD, but only
- \$0.4 million or 0.41% above budget (excluding timing differences) as projected through the end of the fiscal year.

EXPENDITURES

9. Salaries & Wages:

- Payrolls averaged \$2,554,383 YTD this year vs. \$2,485,171 for prior YTD, for a 2.8% increase from last year's payrolls for the same number of year-to-date pay dates;
- Excluding sick leave severance payments, increase of 3.8% from prior year;
- Overall change reflects cumulative effect of contractual and step increases, retirements and replacements that went into effect over the last 12 months as well as timing of supplemental contract payments;

- YTD total salaries and wages (including severance payments) are \$891,965 or 3.6% above prior year, different from above % due to timing of grant fund chargebacks;
 - Total salaries charged to the ESSER's Fund 507 amount to \$176,855 for November and \$854,730 this FYTD;
 - \$137,603 or 0.5% below budget for YTD; but only
 - \$25,000 below budget as projected through the end of the fiscal year.
 - Variance due to reasons listed above and below;
 - Classified overtime paid in November 2022 was \$23,163 more than November 2021, while the cumulative YTD payments totaled \$174,009 more than the prior YTD;
 - Classified temporary wages this YTD are \$17,838 less than last YTD, while certified temporary wages this YTD are \$13,556 more than prior YTD, for a combined net \$4,282 less this YTD;
 - Sick leave severance payments decreased by \$220,507 or 37.8% to \$362,134 through this YTD from \$582,641 for prior YTD;
 - Amount and timing of such payments vary from year to year depending on number of retirements.
10. **Fringe Benefits:**
- \$604,319 or 7.4% more than prior YTD, primarily due to health insurance increases;
 - \$13,460 or 0.2% below budget for YTD; but
 - \$46,000 above budget as projected through the end of the fiscal year.
11. **Purchased Services:**
- \$0.8 million or 17.7% more than prior YTD, including \$901 less for utilities, \$221,089 less for out-of-district tuition, \$224,638 more for pupil transportation, \$450,544 more for repairs & maintenance, and \$337,858 more for all other purchased services.
 - \$0.8 million or 17.0% above budget for YTD; but only
 - \$0.5 million above budget as projected through the end of the fiscal year.
12. **Textbooks, Materials & Supplies:**
- \$315,701 or 18.9% more than prior YTD;
 - \$218,766 or 12.4% above budget for YTD; but only
 - \$100,000 above budget as projected through the end of the fiscal year.
13. **Capital Outlay:**
- \$170,755 or 29.7% less than prior YTD;
 - \$423,412 or 51.1% below budget for YTD; but only
 - \$175,000 below budget as projected through the end of the year.
14. **Other Expenses:**
- \$69,762 or 8.4% more than prior YTD;
 - \$40,441 or 4.7% above budget for YTD; but
 - \$-0- above budget as projected through the end of the fiscal year.
15. **Transfers & Advances Out:**
- \$10,000 or 8.0% more than prior YTD;
 - \$-0- or 0.0% above budget for YTD; and
 - \$-0- above budget as projected through the end of the fiscal year.
16. **Total Expenditures:**
- \$2.5 million or 6.2% more than prior YTD;

- Variance due to routine cost increases including salary adjustments due to steps, combined with timing differences in some of the various expense categories;
- \$0.4 million or 1.1% above budget for YTD; and
- \$0.4 million or 0.43% above budget as projected through the end of the fiscal year.
- Outstanding Encumbrances current month-end total of \$14.8 million, which includes \$5.0 million for Professional & Technical Services, \$1.2 million for Repairs & Maintenance, \$1.0 million for utilities, \$1.9 million for out-of-district tuition, \$0.7 million for Pupil Transportation; \$2.6 million for Textbooks, Materials & Supplies; \$1.5 million for Capital Outlay; and \$0.2 million for Other Expenses, total \$386,435 more than prior year, primarily due to timing of encumbrances and payments.
- Encumbrance variance primarily attributable to \$1.0 million increase in Professional & Technical Services; \$0.3 million decrease in Repairs & Maintenance; \$0.3 million decrease in Utilities; \$0.09 million decrease in Out-of-District Tuition; \$0.1 million increase in Pupil Transportation; \$0.4 million decrease in Textbooks, Materials & Supplies; \$0.3 million increase in Capital Outlay; and \$0.07 million increase in Other Expenses.

B. CASH BALANCES

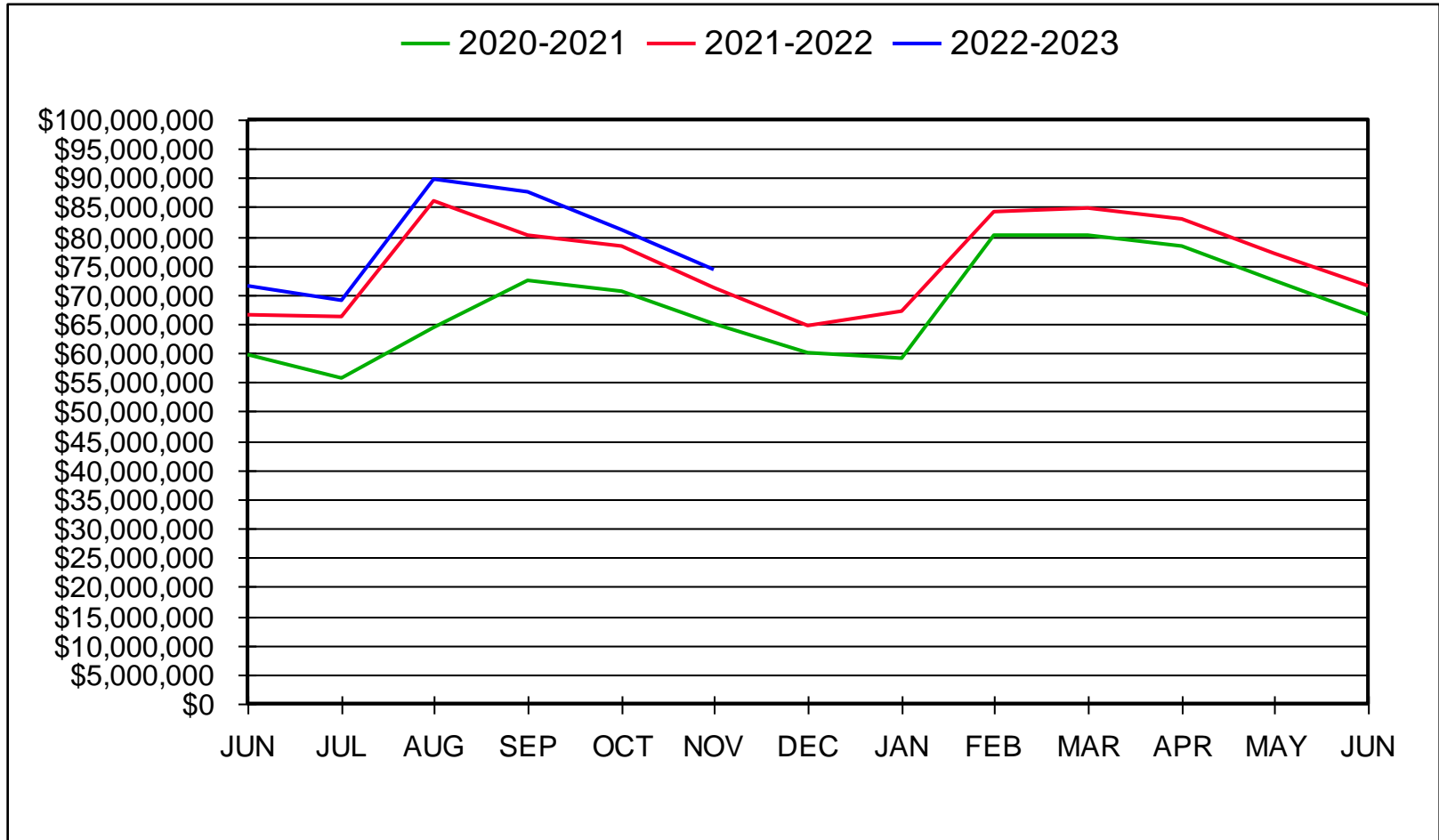
1. **Cash Balance:** Cash balance reflects an increase of \$3.1 million from that of one year ago. This is due to the \$4.7 million higher beginning of year balance, decreased by the \$1.6 million smaller excess of revenues over expenditures (surplus) for the current YTD vs. the prior YTD.
2. **Cash Deficits - Grant Funds:** The following cash deficits are due to a delay in the receipt of state or federal fund cash requests from the State: Fund 507 - \$519,954; Fund 516 - \$266,042; Fund 551 - \$1,371; Fund 572 - \$125,862; Fund 587 - \$2,380; and Fund 590 - \$15,640.

C. OTHER ITEMS

1. **School District Tax Levy Unofficial Results:**
Of the 120 Ohio school district funding issues (113 districts) on the November 8th ballot, unofficial results show 87 or 72.5% of the issues passed. 70 or 88.6% of the 79 renewal levies passed and 17 or 41.5% of the 41 new tax levies passed. Of the 120 issues, 62 or 75.6% of 82 operating levies passed (including 9 of 21 new and 53 of 61 renewals) and 25 or 65.8% of 38 capital levies passed (including 8 of 20 new and 17 of 18 renewals). In Cuyahoga County 5 of 6 issues or 83.3% passed, including 3 of 4 or 75.0% of new issues and 2 of 2 or 100.0% of renewal issues.
2. **Tax Budget:**
On the agenda for the January Board meeting is the proposed tax budget for the fiscal year ended June 30, 2024. The cover letter attached to the tax budget provides an explanation of the process. In accordance with Cuyahoga County requirements, the streamlined format in lieu of the traditional tax budget format has been prepared. Immediately prior to the Board's approval of the tax budget, we will hold the tax budget hearing in compliance with Ohio Revised Code.

2. CHARTS

SHAKER HEIGHTS CITY SCHOOL DISTRICT GENERAL FUND CASH BALANCE



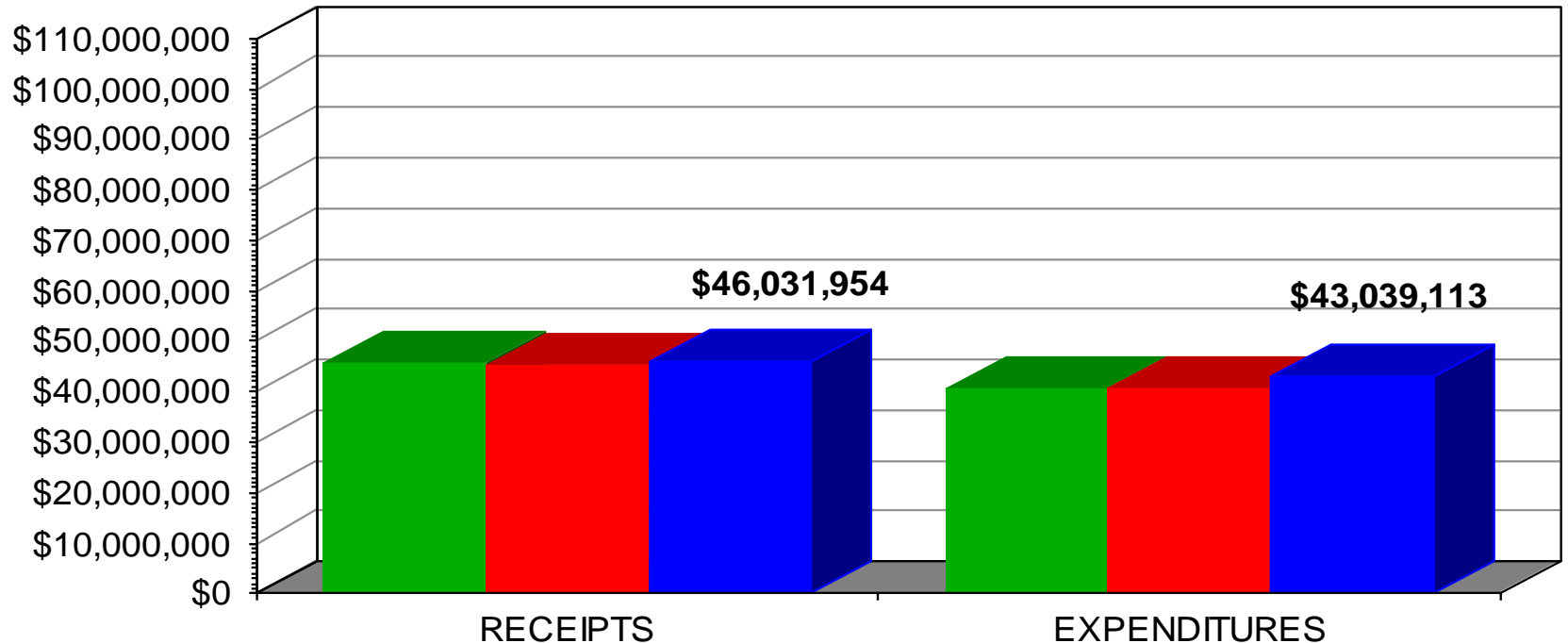
November 30, 2022

SHAKER HEIGHTS CITY SCHOOL DISTRICT

GENERAL FUND

(Fiscal Year to Date)

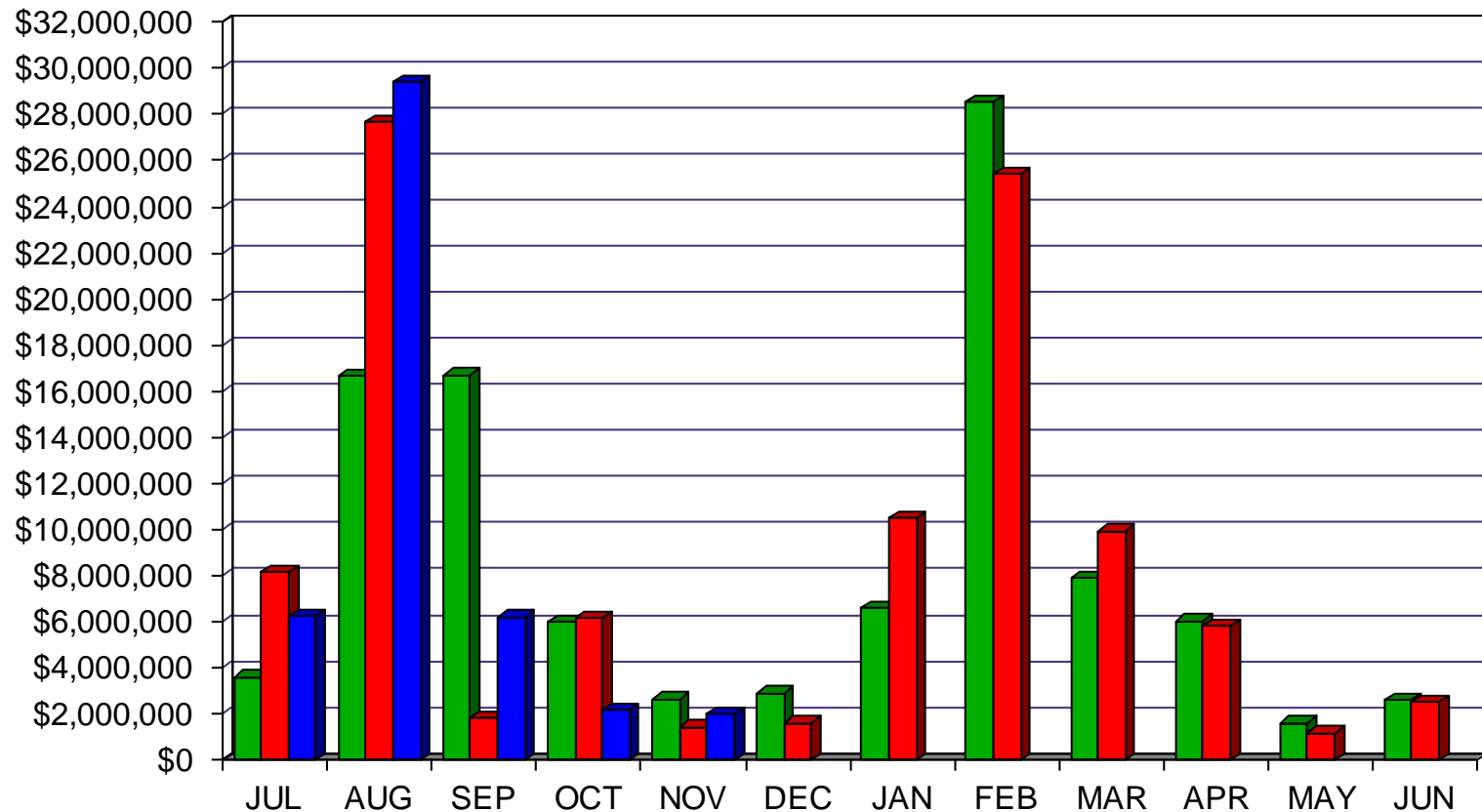
■ 2020-2021 ■ 2021-2022 ■ 2022-2023



November 30, 2022

SHAKER HEIGHTS CITY SCHOOL DISTRICT GENERAL FUND RECEIPTS

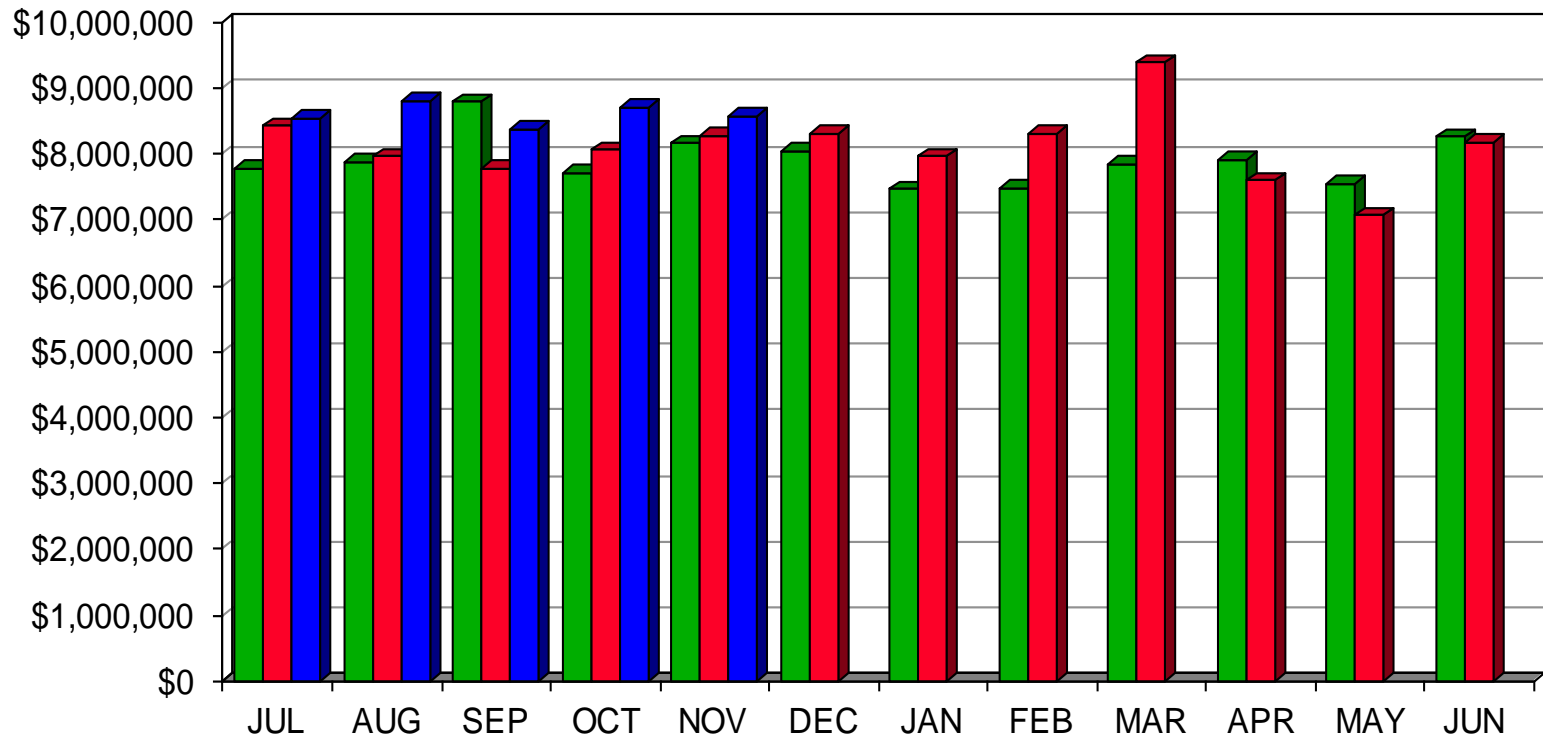
■ 2020-2021 ■ 2021-2022 ■ 2022-2023



November 30, 2022

SHAKER HEIGHTS CITY SCHOOL DISTRICT GENERAL FUND EXPENDITURES

■ 2020-2021 ■ 2021-2022 ■ 2022-2023



November 30, 2022

3. CONSOLIDATED INVESTMENT PORTFOLIO



	Total Investments	Average Yield	Average Maturity
RedTree Investment Account - Operations:			
U.S. Government Agency Notes	\$ 34,580,764.15	1.32%	2.07 yrs
Commercial Paper	\$ 26,397,755.08	3.74%	0.36 yrs
Certificates of Deposit	\$ 10,625,504.10	2.45%	1.28 yrs
Variable Rate U.S. Agency Notes	\$ 530,000.00	1.09%	3.18 yrs
U.S Treasury Notes	\$ 11,752,598.83	1.69%	1.43 yrs
Municipal Bonds	\$ 4,755,961.45	1.36%	1.82 yrs
Money Market Fund	\$ 26,608.71	3.71%	1 day
Total Portfolio	\$ 88,669,192.32	2.26%	1.35 yrs
Cash			
Star Ohio - General	\$ 3,113,854.82	3.88%	1 day
Huntington Operating	\$ 1,292,515.67	0.05%	1 day
Total Portfolio	\$ 93,075,562.81	2.25%	1.31 yrs



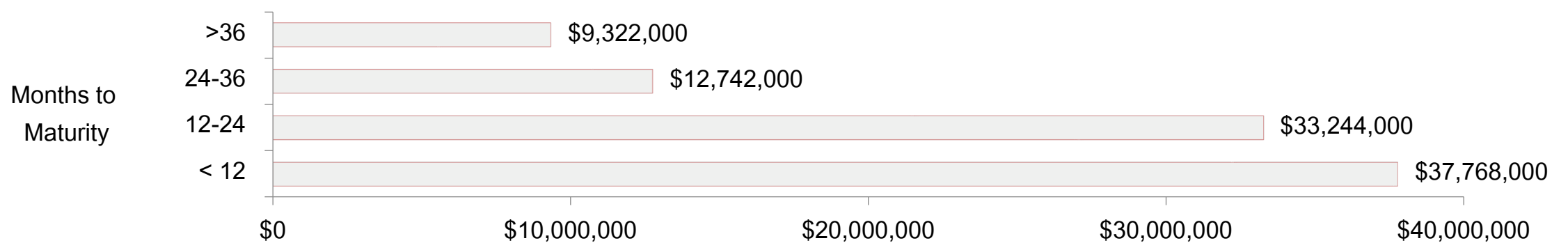
Market Update

- Interest rates are still above 4.00% for many short-term maturities, while longer term rates are starting to decrease
- The decrease in long term rates reflects the long-term outlook for the economy, which is worsening
- The Federal Reserve is expected to raise interest rates another 0.50% in December.

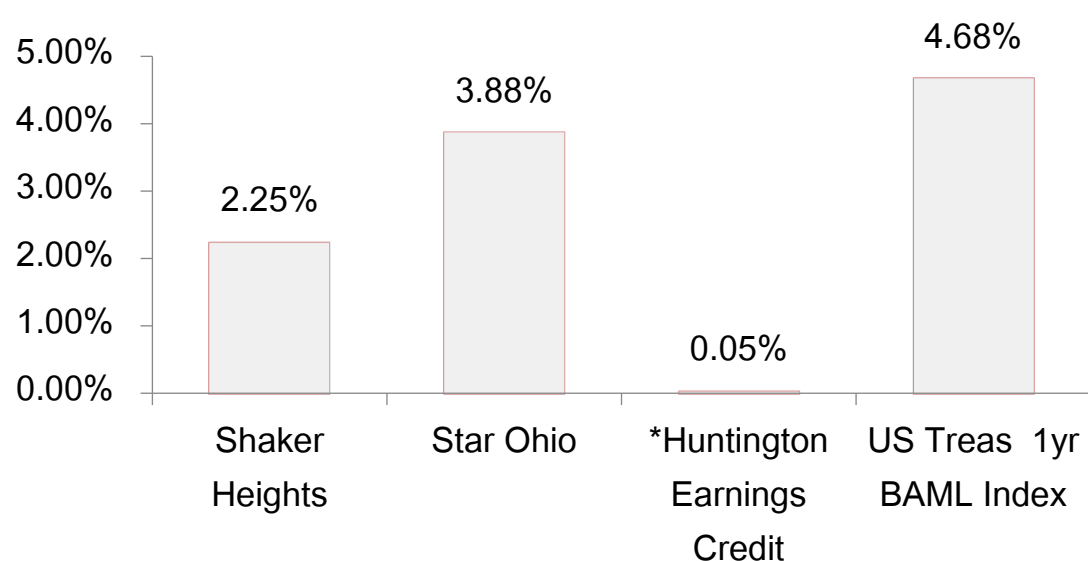
Operating Portfolio: Summary of Monthly Activity

- November was focused on raising funds for liquidity purposes, this trend will continue until early next year.
- There is ample liquidity built into the portfolio to meet any withdrawal needs.

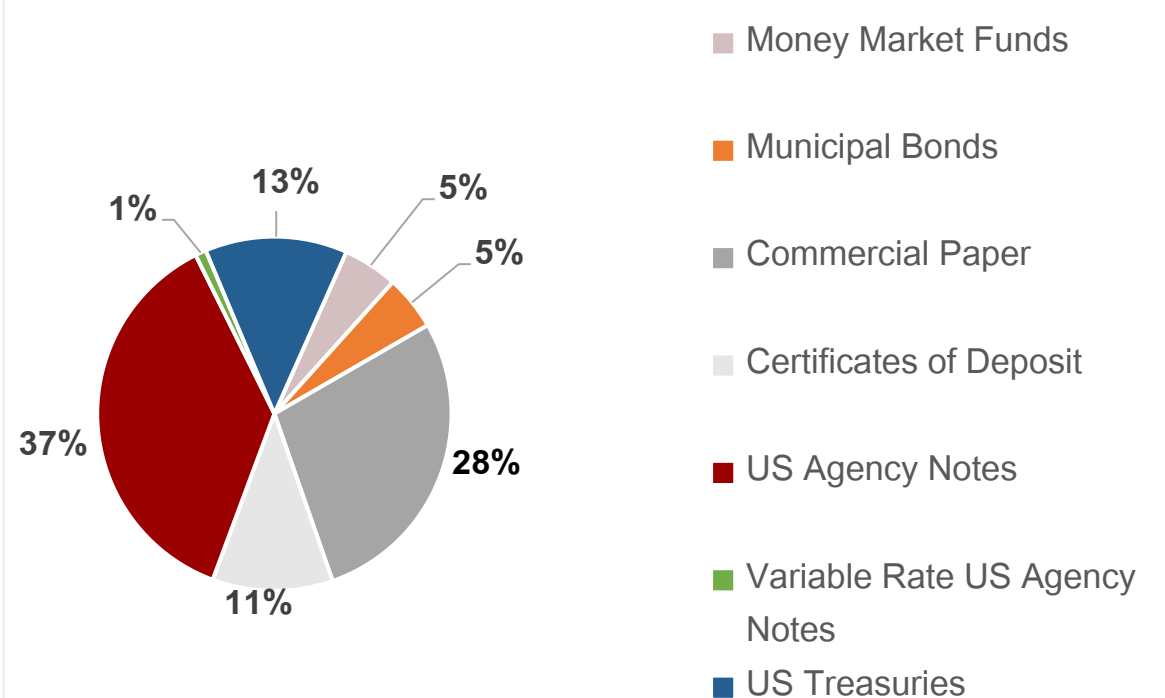
Maturity Distribution



Yield Comparison



Investment Allocation



**Earnings credit to offset bank charges; does not pay actual interest*



Shaker
Heights
Schools

Monthly Investment Report

November 30, 2022



REDTREE
INVESTMENT GROUP

Redeemed Securities : Sales, Calls, and Maturities

Security	Maturity Date	CUSIP	Date	Original Cost Basis	Income Received
Lloyds Bank (Sale)	11/9/2022	53948BL98	11/4/2022	\$173,210.43	\$1,695.99
Lloyds Bank (Maturity)	11/9/2022	53948BL98	11/9/2022	\$1,311,450.40	\$13,549.60
Natixis NY (Maturity)	11/17/2022	63873KLH8	11/17/2022	\$990,017.22	\$9,982.78
Bank of Montreal (Sale)	11/22/2022	06369MLN1	11/21/2022	\$493,941.11	\$6,005.28
Citigroup (Sale)	2/1/2023	17327BP17	11/21/2022	\$603,400.42	\$5,941.58
MUFG Bank (Sale)	12/30/2022	62479MMW0	11/21/2022	\$508,060.38	\$4,624.27
Societe Generale (Sale)	11/28/2022	83369CLU6	11/21/2022	\$296,564.75	\$3,208.92
US Treasury Note (Sale)	11/30/2022	91282CAX9	11/21/2022	\$993,515.63	\$594.26
Total Redeemed Securities				\$5,370,160.34	\$45,602.68

Purchased Securities

Security	Maturity Date	CUSIP	Date	Cost Basis	Projected Annual Income
BMW Bank of North America, UT	11/4/2024	05580AS21	11/4/2022	\$243,756.00	\$11,346.00
ConnectOne Bank, NJ	11/15/2024	20786AET8	11/15/2022	\$248,751.00	\$7,096.50
Total Security Purchases				\$492,507.00	\$18,442.50

Interest Earnings Received

Asset Class	Total Income Received
Cash (Star Ohio/Huntington)	\$14,431.18
Money Market Funds	\$260.84
Certificates of Deposit	\$14,380.62
Commercial Paper	\$45,008.42
U.S. Treasury Notes	\$594.26
U.S. Agency Notes	\$15,720.00
Total Interest Earnings for the period	\$90,395.32

Realized Gains and Losses

Security	CUSIP	Realized Gain/Loss
US Treasury Note (Sale)	91282CAX9	\$5,585.93
Total Realized Gains and Losses for the period		\$5,585.93



RedTree Investment Group
Portfolio Holdings Report
Shaker Heights City Schools
US Bank Custodian Acct Ending x71036
November 30, 2022



Quantity	CUSIP	Security	Coupon	Maturity Date	Call Date	Trade Date	Cost Basis	Market Value	Yield at Cost	Wtd Maturity
U.S. GOVERNMENT AGENCY NOTES										
500,000	3130ANDP2	Federal Home Ln Bank	0.25	08-18-23	02-18-23	08-18-21	500,000.00	482,943.38	0.25	0.70
800,000	3133EMHL9	Federal Farm Credit Bank	0.31	11-30-23	12-15-22	08-23-21	800,000.00	764,106.48	0.31	0.98
1,000,000	3137EAFA2	Federal Home Ln Mtg	0.25	12-04-23		04-13-21	998,770.00	954,815.10	0.30	0.99
1,255,000	3130A0F70	Federal Home Ln Bank	3.37	12-08-23		08-18-22	1,253,280.65	1,236,811.37	3.48	0.97
1,000,000	3130AMT36	Federal Home Ln Bank	0.25	12-29-23	12-29-22	06-29-21	1,000,000.00	949,705.93	0.25	1.05
1,500,000	3130A0XE5	Federal Home Ln Bank	3.25	03-08-24		08-16-22	1,497,675.00	1,471,731.31	3.35	1.22
400,000	3130ALSG0	Federal Home Ln Bank	0.25	03-08-24		05-21-21	399,444.00	378,093.72	0.30	1.24
1,800,000	3130ALJ70	Federal Home Ln Bank	0.40	03-12-24	01-12-23	03-11-21	1,800,000.00	1,697,938.56	0.40	1.25
530,000	3130AN5N6	Federal Home Ln Bank	0.50	04-29-24	01-29-23	07-29-21	530,000.00	498,034.09	0.50	1.38
1,000,000	3133EMGF3	Federal Farm Credit Bank	0.35	05-16-24	12-15-22	11-19-20	998,250.00	937,711.75	0.40	1.42
500,000	3130ASYT0	Federal Home Ln Bank	3.51	05-28-24	08-28-23	08-30-22	500,000.00	492,294.92	3.51	1.42
2,000,000	3130ANMM9	Federal Home Ln Bank	0.54	08-26-24	02-26-23	08-26-21	2,000,154.00	1,858,105.62	0.54	1.69
1,000,000	3130AMFP2	Federal Home Ln Bank	0.50	08-27-24	02-27-23	05-26-21	1,000,000.00	928,320.90	0.50	1.69
500,000	3134GXQ49	Federal Home Ln Mtg	3.75	08-28-24	02-28-23	08-30-22	500,000.00	493,380.24	3.75	1.65
1,000,000	3130AMQY1	Federal Home Ln Bank	0.50	09-23-24	12-23-22	06-23-21	1,000,000.00	925,808.12	0.50	1.76
525,000	3130ANX88	Federal Home Ln Bank	0.50	09-27-24	12-27-22	09-27-21	524,842.50	485,857.65	0.51	1.77
1,500,000	3130ALTH7	Federal Home Ln Bank	0.51	09-30-24	12-30-22	03-26-21	1,500,000.00	1,388,013.60	0.51	1.78
345,000	3130APH65	Federal Home Ln Bank	0.61	10-25-24	01-25-23	10-25-21	345,000.00	319,104.50	0.61	1.85
750,000	3130APQ81	Federal Home Ln Bank	1.00	11-08-24	01-08-23	11-08-21	750,000.00	699,802.92	1.00	1.88
1,000,000	3135G06E8	Federal Natl Mtg Assoc	0.42	11-18-24	02-18-23	11-18-20	998,250.00	920,278.36	0.46	1.91
1,000,000	3130AN5H9	Federal Home Ln Bank	0.70	01-22-25	01-22-23	07-22-21	1,000,000.00	919,086.76	0.70	2.08
1,500,000	3130ANP61	Federal Home Ln Bank	0.68	02-26-25	02-26-23	08-26-21	1,500,000.00	1,378,708.66	0.68	2.17
650,000	3133EMXS6	Federal Farm Credit Bank	0.72	04-28-25	12-15-22	08-26-21	650,000.00	589,884.98	0.72	2.34
850,000	3130ANAY6	Federal Home Ln Bank	0.70	04-29-25	01-29-23	07-29-21	849,872.50	774,498.37	0.70	2.34
1,200,000	3133ELC28	Federal Farm Credit Bank	0.73	05-27-25	12-15-22	08-31-21	1,200,000.00	1,095,576.73	0.73	2.42
400,000	3130ANTF7	Federal Home Ln Bank	0.70	06-16-25	12-16-22	09-16-21	400,000.00	362,968.74	0.70	2.46
500,000	3134GXE34	Federal Home Ln Mtg	4.05	07-25-25	12-25-22	07-25-22	500,000.00	492,687.45	4.05	2.45
600,000	3130ASVZ9	Federal Home Ln Bank	4.00	08-22-25	02-22-23	08-30-22	600,000.00	585,369.37	4.00	2.52
600,000	3134GXS21	Federal Home Ln Mtg	3.80	08-25-25	08-25-23	08-25-22	600,000.00	588,408.03	3.80	2.54
1,400,000	3134GWZV1	Federal Home Ln Mtg	0.65	10-22-25	01-22-23	10-23-20	1,400,000.00	1,257,843.22	0.65	2.81
1,400,000	3130ALCV4	Federal Home Ln Bank	0.75	02-24-26	02-24-23	02-23-21	1,400,000.00	1,245,552.62	0.75	3.12
1,400,000	3130AKZ25	Federal Home Ln Bank	0.65	02-26-26	02-26-23	02-24-21	1,400,000.00	1,241,218.45	0.65	3.13
500,000	3130AMSS2	Federal Home Ln Bank	1.05	06-30-26	12-30-22	06-30-21	500,000.00	444,897.26	1.05	3.43
1,000,000	3133ENF96	Federal Farm Credit Bank	3.96	08-17-26	08-17-23	08-17-22	1,000,000.00	978,191.85	3.96	3.37
500,000	3133ENH45	Federal Farm Credit Bank	3.12	08-24-26		08-24-22	497,013.00	482,528.83	3.29	3.45
500,000	3130ANNP1	Federal Home Ln Bank	1.10	08-24-26	12-24-22	08-30-21	500,000.00	443,858.72	1.10	3.57
500,000	3130ANQD5	Federal Home Ln Bank	1.37	08-26-26		08-26-21	504,985.00	453,027.26	1.17	3.56
435,000	3130ANXU9	Federal Home Ln Bank	1.00	09-30-26	12-30-22	09-30-21	435,000.00	383,646.44	1.00	3.68
500,000	3130AT3P0	Federal Home Ln Bank	5.00	09-14-27	12-14-22	09-28-22	500,000.00	495,981.86	5.00	4.17
250,000	3133ENL99	Federal Farm Credit Bank	3.37	09-15-27		09-15-22	248,227.50	243,697.75	3.53	4.34
	Accrued Interest							113,096.12		
							34,580,764.15	32,453,588.03	1.32	2.07
VARIABLE RATE U.S. AGENCY NOTES										
530,000	3130ALKB9	Federal Home Ln Bank	0.75	03-17-26	12-17-22	03-17-21	530,000.00	477,621.94	1.09	3.18
	Accrued Interest							817.08		
							530,000.00	478,439.03	1.09	3.18
MUNICIPAL BONDS										
170,000	668571FC1	Northwood LSD, OH GO		07-15-23		09-01-20	165,061.50	164,968.00	1.05	0.61
300,000	531677PC0	Licking Heights LSD, OH GO	0.71	12-01-23		08-01-20	300,000.00	288,723.00	0.71	0.97
525,000	560058X61	Mahoning County, OH GO	2.00	12-01-23		09-14-20	545,795.25	519,062.25	0.75	0.97
100,000	715093HY9	Perrysburg EVSD, OH GO		12-01-23		03-16-22	97,154.00	95,494.00	1.72	0.96
430,000	960470NV0	Westlake CSD, OH GO	0.35	12-01-23		10-19-21	430,000.00	412,537.70	0.35	0.98
150,000	117529FE2	Bryan CSD, OH GO	2.00	01-01-24		10-05-20	157,071.00	148,513.50	0.53	1.06
475,000	199492R50	City of Columbus, OH GO	0.37	04-01-24		02-17-21	475,000.00	447,511.75	0.37	1.30
200,000	668571FD9	Northwood LSD, OH GO		07-15-24		09-01-20	190,886.00	184,874.00	1.24	1.50
210,000	530336DU7	Liberty Center LSD, OH GO		11-01-24		08-01-20	200,134.20	192,246.60	1.17	1.76

Disclosures:

RedTree's internal accounting system is used as the source of the market value of this account. Although obtained from a source believed to be reliable, we cannot guarantee its accuracy. You should review all account statements provided by the custodian and compare with the statements provided by RedTree.

Questions? Call 888.596.2293 or email info@redtreeinv.com



RedTree Investment Group
Portfolio Holdings Report
Shaker Heights City Schools
US Bank Custodian Acct Ending x71036
November 30, 2022



Quantity	CUSIP	Security	Coupon	Maturity Date	Call Date	Trade Date	Cost Basis	Market Value	Yield at Cost	Wtd Maturity
700,000	677581JB7	State of Ohio, OH REV	0.52	12-15-24		06-08-21	700,000.00	641,767.00	0.52	1.98
175,000	117529FF9	Bryan CSD, OH GO	2.00	01-01-25		10-05-20	184,859.50	170,768.50	0.65	2.00
1,310,000	199492Y94	City of Columbus, OH GO	3.12	04-01-26		05-17-22	1,310,000.00	1,255,713.60	3.12	3.11
	Accrued Interest							18,551.51		
							4,755,961.45	4,540,731.41	1.36	1.82
U.S. TREASURY NOTES										
565,000	91282CBU4	US Treasury Note	0.12	03-31-23		07-13-21	564,095.12	556,921.06	0.22	0.33
945,000	91282CCU3	US Treasury Note	0.12	08-31-23		09-24-21	942,563.67	913,069.39	0.26	0.73
400,000	9128285U0	US Treasury Note	2.62	12-31-23		06-30-22	397,343.75	391,172.00	3.08	1.04
1,500,000	912828W48	US Treasury Note	2.12	02-29-24		08-05-22	1,476,562.50	1,454,004.00	3.15	1.20
1,000,000	91282CBR1	US Treasury Note	0.25	03-15-24		08-09-21	997,929.69	945,312.00	0.33	1.26
400,000	91282CEG2	US Treasury Note	2.25	03-31-24		06-28-22	394,765.62	387,687.60	3.02	1.29
3,380,000	91282CBV2	US Treasury Note	0.37	04-15-24		06-30-21	3,375,432.81	3,189,347.72	0.42	1.34
500,000	91282CEK3	US Treasury Note	2.50	04-30-24		07-25-22	493,378.91	485,390.50	3.28	1.37
350,000	91282CEX5	US Treasury Note	3.00	06-30-24		06-30-22	349,507.81	341,578.30	3.07	1.51
1,050,000	91282CFG1	US Treasury Note	3.25	08-31-24		08-31-22	1,047,949.22	1,028,220.90	3.35	1.66
530,000	9128283D0	US Treasury Note	2.25	10-31-24		04-12-22	524,161.72	509,069.24	2.70	1.84
705,000	9128284Z0	US Treasury Note	2.75	08-31-25		08-31-22	692,579.88	679,168.09	3.37	2.59
500,000	91282CCZ2	US Treasury Note	0.87	09-30-26		09-30-21	496,328.13	444,726.50	1.03	3.69
	Accrued Interest							37,447.41		
							11,752,598.83	11,363,114.73	1.69	1.43
CERTIFICATES OF DEPOSIT										
249,000	949495AA3	Wells Fargo Natl Bank West, NV	1.80	12-13-22		12-06-19	248,502.00	248,835.16	1.88	0.03
247,000	549104GU5	Luana Savings Bank, IA	2.25	12-21-22		06-11-19	246,814.75	246,795.98	2.27	0.06
246,000	88413QCH9	Third Federal Savings & Loan, OH	2.80	02-28-23		03-01-19	245,532.60	245,216.24	2.85	0.24
246,000	359899AE1	Fulton Bank, PA	2.85	03-07-23		02-22-19	245,569.50	245,174.42	2.90	0.26
249,000	20033AS23	Comenity Capital Bank, UT	2.85	03-15-23		03-04-19	248,564.25	248,080.44	2.91	0.28
248,000	063248KR8	Bank Leumi USA, NY	1.45	03-31-23		03-23-20	247,628.00	245,720.63	1.50	0.32
249,000	56065GAN8	MainStreet Bank, VA	0.25	03-31-23		03-25-21	248,962.65	245,712.70	0.26	0.33
246,000	61760AYA1	Morgan Stanley Private Bank, NY	2.75	04-04-23		03-26-19	245,508.00	244,734.82	2.80	0.34
249,000	03753XBM1	Apex Bank, TN	0.80	05-08-23		05-08-20	248,751.00	245,089.45	0.84	0.43
249,000	27004PBQ5	Eaglemark Savings Bank, NV	0.20	05-19-23		05-18-21	248,875.50	244,071.79	0.23	0.46
249,000	06426KBC1	Bank of New England, NH	2.55	05-23-23		05-06-19	248,526.90	246,694.26	2.61	0.47
249,000	32112UDW8	First Natl Bank of McGregor, TX	0.55	05-26-23		05-26-20	248,626.50	244,231.90	0.60	0.48
249,000	33847E4N4	Flagstar Bank FSB, MI	0.20	06-16-23		06-16-21	248,925.30	243,222.70	0.22	0.53
247,000	06654BCF6	Bankwell Bank, CT	0.50	07-03-23		06-30-20	246,938.25	241,140.42	0.51	0.58
249,000	47804GGU1	John Marshall Bank, VA	0.25	08-03-23		09-03-21	248,937.75	241,749.12	0.26	0.66
249,000	29367SJS4	Enterprise Bank & Trust, MO	1.80	11-08-23		10-23-19	249,000.00	242,208.03	1.81	0.91
249,000	15118RTE7	Celtic Bank, UT	1.80	12-27-23		12-13-19	248,937.75	241,151.52	1.81	1.04
249,000	59013KES1	Merrick Bank, UT	1.85	12-29-23		01-02-20	248,564.25	241,221.99	1.90	1.04
246,000	38148P5B9	Goldman Sachs Bank USA, NY	3.10	02-13-24		02-14-19	245,926.20	241,052.20	3.11	1.15
246,000	856285PG0	State Bank of India, NY	3.15	02-28-24		03-01-19	245,508.00	241,009.64	3.20	1.19
249,000	05465DAJ7	Axos Bank, CA	1.60	03-26-24		03-18-20	249,000.00	238,679.45	1.61	1.28
249,000	90348JJQ4	UBS Bank USA, UT	2.90	04-03-24		03-18-19	248,352.60	242,721.22	2.97	1.28
246,000	14042TAP2	Capital One Bank USA, Glen Allen, VA	2.65	05-22-24		05-21-19	244,856.10	238,320.62	2.75	1.42
246,000	254673J72	Discover Bank, DE	3.10	06-28-24		06-28-22	245,754.00	239,450.99	3.15	1.49
246,000	14042RSH5	Capital One, NA, Mclean, VA	3.30	07-01-24		06-29-22	245,754.00	240,156.52	3.35	1.50
245,000	795451BP7	Sallie Mae Bank, UT	3.30	07-08-24		07-07-22	244,755.00	239,092.56	3.34	1.52
245,000	07371DCC9	Beal Bank, NV	3.05	07-10-24		07-11-22	244,816.25	238,107.41	3.09	1.53
249,000	89235MLF6	Toyota Financial Savings Bank, NV	0.55	08-05-24		08-05-21	248,626.50	231,734.09	0.60	1.63

Disclosures:

RedTree's internal accounting system is used as the source of the market value of this account. Although obtained from a source believed to be reliable, we cannot guarantee its accuracy. You should review all account statements provided by the custodian and compare with the statements provided by RedTree.

Questions? Call 888.596.2293 or email info@redtreeinv.com

RedTree Investment Group
Portfolio Holdings Report
Shaker Heights City Schools
US Bank Custodian Acct Ending x71036
November 30, 2022

Quantity	CUSIP	Security	Coupon	Maturity Date	Call Date	Trade Date	Cost Basis	Market Value	Yield at Cost	Wtd Maturity
249,000	87165ET80	Synchrony Bank, UT	0.55	09-03-24		09-03-21	248,626.50	230,990.08	0.60	1.70
245,000	69478QGQ7	Pacific Premier Bank, CA	3.45	09-09-24		09-09-22	244,755.00	239,039.88	3.50	1.68
249,000	9497632V7	Wells Fargo Bank, SD	4.50	10-21-24		10-20-22	248,751.00	247,169.85	4.56	1.79
244,000	05580AS21	BMW Bank of North America, UT	4.65	11-04-24		11-04-22	243,756.00	242,827.58	4.70	1.81
249,000	20786AET8	ConnectOne Bank, NJ	4.80	11-15-24		11-15-22	248,751.00	248,464.40	4.90	1.82
249,000	07815ABE6	Bell Bank, ND	1.10	03-26-25		03-23-20	249,000.00	228,200.03	1.10	2.24
249,000	694231AC5	Pacific Enterprise Bank, CA	1.15	03-31-25		03-23-20	248,875.50	228,358.15	1.16	2.25
246,000	02589AC34	American Express Nat'l Bank, UT	2.55	04-07-25		04-06-22	245,631.00	233,208.98	2.60	2.23
246,000	61690UH60	Morgan Stanley Bank, UT	3.10	05-12-25		05-11-22	245,631.00	235,817.57	3.15	2.31
246,000	06740KQS9	Barclay's Bank, DE	3.05	06-02-25		06-02-22	245,815.50	235,335.16	3.08	2.33
245,000	02007GUZ4	Ally Bank, UT	3.25	07-07-25		07-07-22	244,448.75	235,168.88	3.33	2.42
249,000	23344RAF4	DR Bank, CT	3.45	09-09-25		09-09-22	248,688.75	239,621.41	3.52	2.58
249,000	06543PCZ6	Bank of the Valley, NE	4.00	09-30-25		09-30-22	248,626.50	243,061.10	4.09	2.62
244,000	319477AN5	First-Citizens B&T, NC	4.70	10-28-25		10-27-22	243,634.00	242,666.78	4.75	2.68
244,000	58404DQX2	Medallion Bank, UT	4.85	10-31-25		10-31-22	244,000.00	243,650.84	4.85	2.68
	Accrued Interest							42,851.90		
							10,625,504.10	10,407,808.90	2.45	1.28
COMMERCIAL PAPER										
1,000,000	06369MNJ8	Bank of Montreal		01-18-23		07-22-22	983,150.00	994,321.00	3.43	0.14
1,000,000	60689GNL6	Mizuho Securities		01-20-23		07-25-22	983,442.50	994,106.00	3.39	0.14
2,000,000	60689GNW2	Mizuho Securities		01-30-23		08-30-22	1,971,907.50	1,985,614.00	3.35	0.17
385,000	17327BP17	Citigroup		02-01-23		07-22-22	377,738.47	382,030.11	3.57	0.17
1,000,000	46640QPH8	JP Morgan		02-17-23		08-22-22	982,597.22	990,247.00	3.56	0.22
2,000,000	62479MPQ0	MUFG Bank		02-24-23		08-29-22	1,964,498.34	1,978,404.00	3.63	0.24
500,000	78009BPT3	Royal Bank of Canada (RBC)		02-27-23		07-29-22	490,030.42	494,276.50	3.44	0.24
500,000	78009BQQ8	Royal Bank of Canada (RBC)		03-24-23		06-30-22	487,725.42	492,609.00	3.39	0.31
1,000,000	78009BRB0	Royal Bank of Canada (RBC)		04-11-23		07-22-22	973,480.83	982,513.00	3.73	0.36
800,000	62479MRJ4	MUFG Bank		04-18-23		07-25-22	778,996.00	785,144.80	3.64	0.38
500,000	63873KRQ2	Natixis NY		04-24-23		07-29-22	486,736.81	490,218.50	3.65	0.39
500,000	85324URQ8	Standard Chartered Bank		04-24-23		07-28-22	486,350.00	490,393.50	3.74	0.40
500,000	17327BRR8	Citigroup		04-25-23		07-29-22	486,500.00	489,711.00	3.70	0.40
1,500,000	83369CRR7	Societe Generale		04-25-23		08-29-22	1,462,656.25	1,470,769.50	3.85	0.40
1,000,000	53948BRU5	Lloyds Bank		04-28-23		08-08-22	973,334.72	979,665.00	3.75	0.41
1,000,000	62479MS12	MUFG Bank		05-01-23		08-08-22	973,400.00	979,661.00	3.70	0.41
1,635,000	83369CS13	Societe Generale		05-01-23		08-31-22	1,592,951.89	1,601,497.21	3.91	0.41
2,000,000	13608BS47	Canadian Imp Holdings		05-04-23		08-08-22	1,945,602.22	1,958,708.00	3.74	0.42
2,000,000	78015DS43	Royal Bank of Canada (RBC)		05-04-23		08-08-22	1,945,751.66	1,957,572.00	3.73	0.42
1,235,000	85324US53	Standard Chartered Bank		05-05-23		08-08-22	1,200,173.00	1,208,952.61	3.87	0.42
1,000,000	17327BS89	Citigroup		05-08-23		08-12-22	971,979.16	977,187.00	3.86	0.43
830,000	62479MSS3	MUFG Bank		05-26-23		08-31-22	805,655.18	809,567.06	4.06	0.48
1,000,000	89119BS56	TD USA		05-26-23		08-30-22	971,530.83	975,583.00	3.92	0.48
1,000,000	89233HSX3	Toyota Motor Credit		05-31-23		09-06-22	971,075.00	974,338.00	4.02	0.49
300,000	17327BTF2	Citigroup		06-15-23		10-04-22	290,538.50	291,274.50	4.62	0.53
500,000	89119BU38	TD USA		07-03-23		10-06-22	482,975.00	484,788.50	4.70	0.58
370,000	89119BU79	TD USA		07-07-23		10-11-22	356,978.16	358,504.84	4.88	0.59
							26,397,755.08	26,577,656.64	3.74	0.36
MONEY MARKET FUND										
	USBMMF	First American Treasury Obligations Fund	3.71				26,608.71	26,608.71	3.71	
TOTAL PORTFOLIO							88,669,192.32	85,847,947.44	2.26	1.35

Disclosures:

RedTree's internal accounting system is used as the source of the market value of this account. Although obtained from a source believed to be reliable, we cannot guarantee its accuracy. You should review all account statements provided by the custodian and compare with the statements provided by RedTree.

Questions? Call 888.596.2293 or email info@redtreeinv.com

4. FINANCIAL STATEMENTS

Shaker Heights City School District
Financial Statement-General Fund
Fiscal Year Ending
June 30, 2023

	A	B	D	E	F	G	H	I	J	K	L	M	N	O	P	Q	R
1				Month of November					Year-To-Date November					Year-To-Date November			
2				<u>Actual F23</u>	<u>Actual F22</u>	<u>\$ Inc(Dec)</u>	<u>%Inc(Dec)</u>		<u>Actual F23</u>	<u>Actual F22</u>	<u>\$ Inc(Dec)</u>	<u>%Inc(Dec)</u>		<u>YTD Bud.F23</u>	<u>\$ Inc(Dec)</u>	<u>%Inc(Dec)</u>	
3		REVENUE:															
4		Real Estate Taxes		0	0	\$0	#DIV/0!		\$30,997,778	\$31,543,717	(\$545,939)	-1.7%		\$30,894,674	\$103,104	0.3%	
5		Pers.Prop./Public Utility Taxes		0	0	0	#DIV/0!		\$1,644,514	\$1,555,896	88,618	5.7%		1,633,499	11,015	0.7%	
6		Investment Earnings		93,051	45,457	47,594	104.7%		\$392,347	\$197,120	195,227	99.0%		426,456	(34,109)	-8.0%	
7		Other Local		148,519	87,161	61,358	70.4%		1,274,197	1,041,306	232,891	22.4%		820,816	453,381	55.2%	
8		State Foundation		1,275,878	1,279,592	(3,714)	-0.3%		6,440,366	6,408,675	31,691	0.5%		6,279,460	160,906	2.6%	
9		Homestead Exemption & RollBack		0	0	0	#DIV/0!		4,289,450	4,297,217	(7,767)	-0.2%		4,297,217	(7,767)	-0.2%	
10		Other State		91,689	0	91,689	#DIV/0!		608,008	142,237	465,771	327.5%		612,441	(4,433)	-0.7%	
11		Federal-primarily Medicaid reimb.		382,281	0	382,281	#DIV/0!		385,294	10,271	375,023	3651.3%		380,594	4,700	1.2%	
12		Transfers & Advances In		0	0	0	#DIV/0!		0	0	0	#DIV/0!		0	0	#DIV/0!	
13		TOTAL REVENUE		1,991,418	1,412,210	579,208	41.0%		46,031,954	45,196,439	835,515	1.8%		45,345,157	686,797	1.5%	
14				0	0	0			0	0	0			0	0		
15		EXPENDITURES:															
16		Salaries & Wages		5,345,480	5,009,005	336,475	6.7%		25,588,286	24,696,321	891,965	3.6%		25,725,889	(137,603)	-0.5%	
17		Fringe Benefits:															
18		Health Insurance		861,299	778,714	82,585	10.6%		4,305,347	3,924,595	380,752	9.7%		4,319,000	(13,653)	-0.3%	
19		Retirement Expense		818,038	782,319	35,719	4.6%		4,012,776	3,824,046	188,730	4.9%		4,033,000	(20,224)	-0.5%	
20		All Other Fringes		87,539	81,782	5,757	7.0%		441,740	406,903	34,837	8.6%		421,323	20,417	4.8%	
21		Total Fringe Benefits		1,766,876	1,642,815	124,061	7.6%		8,759,863	8,155,544	604,319	7.4%		8,773,323	(13,460)	-0.2%	
22		Purchased Services:		0	0	0			0	0	0			0	0		
23		Utilities		105,977	119,778	(13,801)	-11.5%		424,015	424,916	(901)	-0.2%		440,826	(16,811)	-3.8%	
24		Out-of-District Tuition		121,301	160,549	(39,248)	-24.4%		826,753	1,047,842	(221,089)	-21.1%		1,099,970	(273,217)	-24.8%	
25		Pupil Transportation		172,673	76,956	95,717	124.4%		431,717	207,079	224,638	108.5%		217,500	214,217	98.5%	
26		Repairs & Maintenance		214,490	266,791	(52,301)	-19.6%		1,239,695	789,151	450,544	57.1%		612,944	626,751	102.3%	
27		All Other Purchased Services		558,317	641,560	(83,243)	-13.0%		2,337,105	1,999,247	337,858	16.9%		2,122,302	214,803	10.1%	
28		Total Purchased Services		1,172,758	1,265,634	(92,876)	-7.3%		5,259,285	4,468,235	791,050	17.7%		4,493,542	765,743	17.0%	
29		Textbooks, Materials & Supplies		196,489	163,187	33,302	20.4%		1,988,398	1,672,697	315,701	18.9%		1,769,632	218,766	12.4%	
30		Capital Outlay		80,747	160,956	(80,209)	-49.8%		405,017	575,772	(170,755)	-29.7%		828,429	(423,412)	-51.1%	
31		Other-primarily Cty.Aud.&Treas.Fees		15,989	37,988	(21,999)	-57.9%		903,264	833,502	69,762	8.4%		862,823	40,441	4.7%	
32		Transfers & Advances Out		0	0	0	#DIV/0!		135,000	125,000	10,000	8.0%		135,000	0	0.0%	
33		TOTAL EXPENDITURES		8,578,339	8,279,585	298,754	3.6%		43,039,113	40,527,071	2,512,042	6.2%		42,588,638	450,475	1.1%	
34				0	0	0			0	0	0			0	0		
35		Net Revenues/(Expenditures)		(6,586,921)	(6,867,375)	280,454	-4.1%		2,992,841	4,669,368	(1,676,527)	-35.9%		2,756,519	236,322	8.6%	
36																	
37		Cash, Beginning of Period		80,992,771	78,197,174	2,795,597	3.6%		71,413,009	66,660,431	4,752,578	7.1%		71,413,009	0	0.0%	
38																	
39		Cash, End of Month		74,405,850	71,329,799	3,076,051	4.3%		74,405,850	71,329,799	3,076,051	4.3%		74,169,528	236,322	0.3%	
40				0	0	0			0	0	0			0	0		
41		Less O/S Encumbrances		14,844,713	14,458,278	386,435	2.7%		14,844,713	14,458,278	386,435	2.7%		14,500,000	344,713	2.4%	
42		Less Budget Reserve		353,070	353,070	0	0.0%		353,070	353,070	0	0.0%		353,070	0	0.0%	
43																	
44		Fund Balance, End of Month		\$59,208,067	\$56,518,451	\$2,689,616	4.8%		\$59,208,067	\$56,518,451	\$2,689,616	4.8%		\$59,316,458	(\$108,391)	-0.2%	
45				0	0	0			0	0	0	0.0%		0	0	0.0%	
46		Total General Obligation Debt Outstanding							33,840,000	36,510,000	0						
47																	

SCHOOL DISTRICT
General Fund-Budget by Month
Fiscal Year Ending
June 30, 2023

FS05Nov22 Rev01-05-23
F23MvgMthlyBudget
1/6/2023

	A	B	AA	AB	AC	AD	AE	AF	AG	AH	AI	AJ	AK	AL	AM	AN	AP	AQ
1			BUDGET				BUDGET				BUDGET				BUDGET		Adopted	Var Fav/(Unfav)
2			Jul	Aug	Sep	Oct	Nov	Dec	Jan	Feb	Mar	Apr	May	Jun	Var. Deemed	Total		
3	REVENUE:	Actual	Actual	Actual	Actual	Actual	Actual	Budget	Budget	Budget	Budget	Budget	Budget	Budget	Temporary	Rev.Proj.	Budget	Deemed
4	Real Estate Taxes	\$4,692,000	\$26,080,432	\$225,346	\$0	\$0	\$0	\$0	\$6,728,643	\$23,545,353	\$5,278,702	\$211,628	\$0	\$0	0	\$66,762,104	\$66,659,000	\$103,104
5	Personal Property Taxes	0	1,644,514	0	0	0	0	0	0	0	2,422,501	0	0	0	0	4,067,015	4,056,000	11,015
6	Investment Earnings	30,704	77,229	100,395	90,968	93,051	99,267	41,984	124,028	109,879	52,132	89,067	109,187	34,109	1,052,000	1,052,000	0	
7	Other Local	150,802	101,115	231,184	642,577	148,519	184,521	57,823	217,872	854,126	282,928	90,828	290,434	(328,381)	2,924,348	2,799,348	125,000	
8	State Foundation	1,267,817	1,269,193	1,267,785	1,359,693	1,275,878	1,255,892	1,255,892	1,255,892	1,255,892	1,255,892	1,255,892	1,255,888	64,094	15,295,700	15,070,700	225,000	
9	Homestead Exemption & RollBack	0	0	4,289,450	0	0	0	0	0	0	4,278,209	0	0	(233)	8,567,426	8,575,426	(8,000)	
10	Other State	87,925	237,701	104,390	86,303	91,689	109,917	239,061	93,917	93,917	93,917	93,917	1,211,913	(44,567)	2,500,000	2,549,000	(49,000)	
11	Federal-primarily Medicaid reimb.	665	0	0	2,348	382,281	20,128	8,685	11,425	11,269	11,763	0	400,299	8,418	857,281	844,163	13,118	
12	Transfers & Advances In	0	0	0	0	0	0	0	0	0	0	0	0	0	0	0	0	0
13	TOTAL REVENUE	6,229,913	29,410,184	6,218,550	2,181,889	1,991,418	1,669,725	8,332,088	25,248,487	10,026,286	6,186,469	1,529,704	3,267,721	(266,560)	102,025,874	101,605,637	420,237	
14								5,229,620	5,069,343	2,562,868								
15	EXPENDITURES:																	
16	Salaries & Wages	5,097,044	4,927,264	5,027,651	5,190,847	5,345,480	5,214,720	5,092,602	5,091,485	5,349,878	5,182,997	5,050,060	5,700,369	112,603	62,383,000	62,408,000	25,000	
17	Fringe Benefits:																	
18	Health Insurance	877,900	878,525	833,746	853,877	861,299	864,000	915,667	915,667	915,667	915,667	915,667	915,665	63,653	10,727,000	10,677,000	(50,000)	
19	Retirement Expense	804,197	775,373	789,757	825,412	818,038	818,000	798,000	798,000	839,000	813,000	792,000	893,000	16,223	9,780,000	9,784,000	4,000	
20	All Other Fringes	90,157	91,144	88,416	84,483	87,539	91,839	177,699	82,349	98,057	85,239	91,868	112,626	(20,416)	1,161,000	1,161,000	0	
21	Total Fringe Benefits	1,772,254	1,745,042	1,711,919	1,763,772	1,766,876	1,773,839	1,891,366	1,796,016	1,852,724	1,813,906	1,799,535	1,921,291	59,460	21,668,000	21,622,000	(46,000)	
22	Purchased Services:														15.68%	15.68%		
23	Utilities	33,898	70,038	117,105	96,998	105,977	115,035	116,862	112,907	98,637	80,870	132,661	118,202	16,810	1,216,000	1,216,000	0	
24	Out-of-District Tuition	67,273	371,978	140,490	125,711	121,301	182,050	77,251	150,891	530,415	108,448	202,968	215,007	123,217	2,417,000	2,567,000	150,000	
25	Pupil Transportation	40,915	26,378	52,885	138,866	172,673	75,944	54,015	92,036	83,228	117,510	99,798	189,969	(64,217)	1,080,000	930,000	(150,000)	
26	Repairs & Maintenance	232,467	306,313	226,397	260,029	214,490	193,393	159,272	121,956	176,012	46,423	40,000	50,000	(226,752)	1,800,000	1,400,000	(400,000)	
27	All Other Purchased Services	434,938	311,163	349,897	682,788	558,317	608,211	548,037	418,053	652,015	310,274	188,974	467,734	(114,801)	5,415,600	5,315,600	(100,000)	
28	Total Purchased Services	809,491	1,085,870	886,774	1,304,392	1,172,758	1,174,633	955,437	895,843	1,540,307	663,525	664,401	1,040,912	(265,743)	11,928,600	11,428,600	(500,000)	
29	Textbooks, Materials & Supplies	578,541	463,309	376,872	373,187	196,489	212,800	203,588	207,279	265,366	203,520	224,685	53,130	(118,766)	3,240,000	3,140,000	(100,000)	
30	Capital Outlay	104,814	46,545	139,707	33,204	80,747	15,478	232,217	403,307	107,018	87,924	109,810	215,817	248,412	1,825,000	2,000,000	175,000	
31	Other-primarily Cty.Aud.&Treas.Fees	191,251	547,596	104,853	43,575	15,989	410,114	26,272	14,062	784,777	6,548	5,834	25,995	(40,441)	2,136,425	2,136,425	0	
32	Transfers & Advances Out	0	0	135,000	0	0	0	120,000	0	0	0	120,000	0	0	375,000	375,000	0	
33	TOTAL EXPENDITURES	8,553,395	8,815,626	8,382,776	8,708,977	8,578,339	8,801,584	8,521,482	8,407,992	9,900,070	7,958,420	7,974,325	8,957,514	(4,475)	103,556,025	103,110,025	(446,000)	
34																		
35	Net Revenues/(Expenditures)	(2,323,482)	20,594,558	(2,164,226)	(6,527,088)	(6,586,921)	(7,131,859)	(189,394)	16,840,495	126,216	(1,771,951)	(6,444,621)	(5,689,793)	(262,085)	(1,530,151)	(1,504,388)	(25,763)	
36																		
37	Cash, Beginning of Period	71,413,009	69,089,527	89,684,085	87,519,859	80,992,771	74,405,850	67,273,991	67,084,597	83,925,092	84,051,308	82,279,357	75,834,736		71,413,009	71,413,009	0	
38																		
39	Cash, End of Month	69,089,527	89,684,085	87,519,859	80,992,771	74,405,850	67,273,991	67,084,597	83,925,092	84,051,308	82,279,357	75,834,736	70,144,943	(262,085)	69,882,858	69,908,621	(25,763)	
40																		
41	Less O/S Encumbrances	14,838,063	14,137,537	14,092,722	15,120,012	14,844,713	12,600,000	12,500,000	12,400,000	12,500,000	10,700,000	11,300,000	5,018,252	0	5,018,252	5,336,074	317,822	
42	Less Budget Reserve	353,070	353,070	353,070	353,070	353,070	353,070	353,070	353,070	353,070	353,070	353,070	353,070	0	353,070	353,070	0	
43																		
44	Fund Balance, End of Month	\$53,898,394	\$75,193,478	\$73,074,067	\$65,519,689	\$59,208,067	\$54,320,921	\$54,231,527	\$71,172,022	\$71,198,238	\$71,226,287	\$64,181,666	\$64,773,621	(\$262,085)	\$64,511,536	\$64,219,477	\$292,059	

**Shaker Heights CSD
ESSER/COVID-19 Funding**

ESSER Exp.Summ ao 11-30-22 rev sm/ESSER Breakdown
1/5/2023

	B	C	D	E	F	G	H	I	J	K	L	M	N	O
1	AS OF	November 30, 2022												
2		ESSER I	ESSER II	ESSER ARP		ESSER Total		Broadband	Suburban	RemotEDX OCERT		Other Total		GRAND TOTAL
36														
37	Allocated Amount	\$624,511	\$2,907,790	\$6,535,122		\$10,067,424		\$47,249	\$240,129	\$88,121		\$375,498		\$10,442,922
38														
39	Educational Related:													
40	1 Year Tchg Positions - Salary & Benefits	\$96,487	\$263,959	\$79,518		\$439,964						\$0		\$439,964
41	Literacy Specialists Salary & Benefits		\$0	\$1,458,438		\$1,458,438						\$0		\$1,458,438
42	Literacy Program Supplies		\$0	\$54,871		\$54,871						\$0		\$54,871
43	District Substitutes - Salary & Benefits	\$80,991	\$330,036	\$831,314		\$1,242,341						\$0		\$1,242,341
44	Summer School Certified - Salary & Benefits		\$317,655	\$153,032		\$470,687						\$0		\$470,687
45	Summer School Classified - Salary & Benefits		\$43,285	\$44,411		\$87,696						\$0		\$87,696
46	Summer School Supplies		\$48,110	\$62,742		\$110,852						\$0		\$110,852
47	Student Support Coordinators		\$0	\$118,938		\$118,938						\$0		\$118,938
48	Lost Library Book Replacement		\$17,782	\$0		\$17,782						\$0		\$17,782
49														
50	Sub Total-Educational Related	\$177,478	\$1,020,827	\$2,803,263		\$4,001,568		\$0	\$0	\$0		\$0		\$4,001,568
51														
52														
53	Technology Related:													
54	Think Pads for Teachers	\$317,637	\$0	\$0		\$317,637						\$0		\$317,637
55	Computers for Students		\$0	\$0		\$0			\$207,127			\$207,127		\$207,127
56	Computer Adapters/Mice		\$74,315	\$0		\$74,315						\$0		\$74,315
57	District Computer Programs-Remote	\$35,494	\$103,848	\$0		\$139,342						\$0		\$139,342
58	Hot Spots		\$37,000	\$3,000		\$40,000		\$47,249				\$47,249		\$87,249
59														
60	Sub Total-Technology Related	\$353,132	\$215,162	\$3,000		\$571,294		\$47,249	\$207,127	\$0		\$254,376		\$825,670
61														
62														
63	Facilities Related:													
64	Air Quality Upgrades		\$661,508	\$0		\$661,508						\$0		\$661,508
65	Air Purifiers-portables		\$53,914	\$0		\$53,914						\$0		\$53,914
66	PPE - Scrubbers/Sprayers/Gloves/masks/purell	\$89,599	\$183,217	\$0		\$272,816						\$0		\$272,816
67	Classroom PPE - Tarps/Trifold Boards		\$105,175	\$0		\$105,175			\$33,002			\$33,002		\$138,177
68														
69	Sub Total-Facilities Related	\$89,599	\$1,003,814	\$0		\$1,093,413		\$0	\$33,002	\$0		\$33,002		\$1,126,415
70														
71														
72	Other:													
73	FFCRA Leave Certified - Salary & Benefits		\$67,662	\$0		\$67,662						\$0		\$67,662
74	FFCRA Leave Classified - Salary & Benefits		\$73,669	\$0		\$73,669						\$0		\$73,669
75	Contract Tracer Salary & Benefits		\$0	\$719		\$719						\$0		\$719
76	WestWind Consultants-equity		\$0	\$259,454		\$259,454				\$88,121		\$88,121		\$347,575
77	Non Public School portion	\$4,302	\$0	\$0		\$4,302						\$0		\$4,302
78														
79	Sub Total-Other	\$4,302	\$141,332	\$260,173		\$405,807		\$0	\$0	\$88,121		\$88,121		\$493,927
80														
81														
82														
83	Total Charged as of 1/31/22	\$624,511	\$2,381,135	\$3,066,436		\$6,072,082		\$47,249	\$240,129	\$88,121		\$375,498		\$6,447,580
84														
85														
86	Remaining Balance	\$0	\$526,656	\$3,468,686		\$3,995,342		\$0	\$0	\$0		\$0		\$3,995,342

5. FINANCIAL REPORT BY BANK

SHAKER HEIGHTS CITY SCHOOL DISTRICT FINANCIAL REPORT BY BANK

NOVEMBER 2022

	<u>BEGINNING OF YEAR BALANCE</u>	<u>MTD</u>	<u>RECEIPTS</u> <u>YTD</u>	<u>EXPENDITURES</u> <u>MTD</u>	<u>YTD</u>	<u>CURRENT FUND BALANCE</u>
HUNTINGTON	(\$1,625,724.24)	\$11,129,048.90	\$54,057,053.21	\$11,102,211.08	\$53,079,814.58	(\$648,485.61)
INVESTMENTS & OTHER DEPOSITS	89,537,480.83	(7,326,448.77)	3,538,081.98	0.00	0.00	93,075,562.81
Payroll Funding Transfer A/C -for 1st of next mth	2,699,191.38	(75,042.62)	56,007.09	0.00	0.00	2,755,198.47
GRAND TOTAL	<u>\$90,610,947.97</u>	<u>\$3,727,557.51</u>	<u>\$57,651,142.28</u>	<u>\$11,102,211.08</u>	<u>\$53,079,814.58</u>	<u>\$95,182,275.67</u>
	0.00	0.00	0.00	0.00	0.00	0.00

Note-HNB A/C is negative due to o/s cks that will be covered by transfers from the Inv.&OtherDeposits A/C in accordance with controlled disbursement feature of HNB A/C.

6. FINANCIAL REPORT BY FUND

EFINANCEPLUS
 DATE: 12/19/2022
 TIME: 14:46:18
 SELECTION CRITERIA : ALL

SHAKER HEIGHTS SCHOOLS
 OH Cash Position Report

PAGE NUMBER: 18

ACCOUNTING PERIOD : 5/23

FUND	SCC	DESCRIPTION BEGIN BALANCE	MTD RECEIPTS	FYTD RECEIPTS	MTD EXPENDITURES	FYTD EXPENDITURES	CURRENT FUND BALANCE	CURRENT ENCUMBRANCE	UNENCUMBERED FUND BALANCE
<hr/>									
001		71,413,008.81	1,991,418.19	46,031,954.84	8,578,338.76	43,039,113.15	74,405,850.50	14,844,713.31	59,561,137.19
002		5,749,169.82	0.00	1,942,158.86	0.00	29,887.62	7,661,441.06	20,000.00	7,641,441.06
003		4,589,612.02	0.00	471,491.81	0.00	0.00	5,061,103.83	0.00	5,061,103.83
004		507,685.19	11,108.90	87,015.04	172.00	114,940.75	479,759.48	5,030.01	474,729.47
006		821,310.94	186,413.65	454,560.78	286,686.86	468,897.94	806,973.78	630,678.09	176,295.69
007		62,498.43	3.61	10,507.22	1,520.28	32,940.28	40,065.37	3,800.29	36,265.08
009		374.50	1,564.65	45,225.25	-65,854.18	44,330.25	1,269.50	2,141.62	-872.12
011		204,175.11	59,588.25	116,553.25	34,531.00	34,531.00	286,197.36	9,122.00	277,075.36
014		134,343.61	2,786.00	12,836.75	0.00	14,097.51	133,082.85	6,564.08	126,518.77
018		201,129.22	9,781.70	72,243.90	11,814.73	115,431.94	157,941.18	36,308.07	121,633.11
020		24,841.51	60.00	500.00	0.00	0.00	25,341.51	0.00	25,341.51
022		1,957,633.56	57,997.45	605,244.86	-137,416.92	-70,219.10	2,633,097.52	0.00	2,633,097.52
024		4,101,929.26	1,081,800.19	5,377,892.02	1,531,795.88	6,484,677.52	2,995,143.76	18,660.00	2,976,483.76
027		396,540.25	0.00	0.00	0.00	0.00	396,540.25	0.00	396,540.25

EFINANCEPLUS
DATE: 12/19/2022
TIME: 14:46:18
SELECTION CRITERIA : ALL

SHAKER HEIGHTS SCHOOLS
OH Cash Position Report

PAGE NUMBER: 19

ACCOUNTING PERIOD : 5/23

FUND	SCC	DESCRIPTION BEGIN BALANCE	MTD RECEIPTS	FYTD RECEIPTS	MTD EXPENDITURES	FYTD EXPENDITURES	CURRENT FUND BALANCE	CURRENT ENCUMBRANCE	UNENCUMBERED FUND BALANCE

200		275,379.11	7,987.68	71,423.94	6,168.16	38,658.90	308,144.15	13,999.92	294,144.23
300		291,416.91	4,531.18	233,592.01	69,876.70	338,048.43	186,960.49	137,893.48	49,067.01
401		24,639.37	44,912.10	90,672.48	9,369.06	82,795.07	32,516.78	38,489.00	-5,972.22
451		0.00	0.00	7,200.00	0.00	7,200.00	0.00	0.00	0.00
467		495,353.89	0.00	0.00	0.00	0.00	495,353.89	0.00	495,353.89
499		-1,720.84	0.00	5,992.65	0.00	4,271.81	0.00	50,000.00	-50,000.00
507		-296,149.84	0.00	1,011,822.84	519,954.32	1,235,627.32	-519,954.32	53,290.00	-573,244.32
516		-169,296.92	110,811.57	522,684.86	116,311.13	619,429.79	-266,041.85	5,131.25	-271,173.10
551		-1,424.66	834.62	4,623.99	834.62	4,570.80	-1,371.47	0.00	-1,371.47
572		-112,661.60	125,061.89	341,339.73	124,703.20	354,540.52	-125,862.39	0.00	-125,862.39
584		-28,448.63	10,815.00	39,263.63	-6,743.18	4,071.82	6,743.18	597.50	6,145.68
587		-1,899.56	1,906.88	6,653.76	1,906.88	7,134.55	-2,380.35	0.00	-2,380.35
590		-28,491.49	18,174.00	87,687.81	18,241.78	74,836.71	-15,640.39	800.00	-16,440.39

GRAND TOTALS:		90,610,947.97	3,727,557.51	57,651,142.28	11,102,211.08	53,079,814.58	95,182,275.67	15,877,218.62	79,305,057.05

7. REVENUE ACCOUNT SUMMARY

POWERSCHOOL
DATE: 12/19/2022
TIME: 14:45:47

SHAKER HEIGHTS CITY SCHOOLS
REVENUE STATUS REPORT

PAGE NUMBER: 1
REVSTA11

SELECTION CRITERIA: ALL
ACCOUNTING PERIOD: 5/23

SORTED BY: FUND/SCC,ACCOUNT
TOTALLED ON: FUND/SCC
PAGE BREAKS ON:

FUND/SCC-0010000 GENERAL

ACCOUNT - - - -	TITLE - - - -	BUDGET	PERIOD RECEIPTS	RECEIVABLES	YEAR TO DATE RECEIPTS	AVAILABLE BALANCE	YTD/ BUD
R1111	GENERAL PROPERTY TAX	.00	.00	.00	30,997,778.43	-30,997,778.43	.00
R1122	PUBLIC UTILITY PROP TAX	.00	.00	.00	1,644,513.61	-1,644,513.61	.00
R1190	OTHER LOCAL TAXES	.00	55,360.98	.00	238,982.98	-238,982.98	.00
R1211	REGULAR DAY SCHOOL	.00	28,230.50	.00	73,736.00	-73,736.00	.00
R1219	MISC TUITION FROM PATRON	.00	240.00	.00	536.65	-536.65	.00
R1221	REGULAR DAY SCHOOL	.00	.00	.00	282,444.19	-282,444.19	.00
R1223	SPECIAL EDUCATION	.00	.00	.00	200,871.98	-200,871.98	.00
R1224	VOCATIONAL EDUCATION	.00	6,219.20	.00	19,280.74	-19,280.74	.00
R1410	INTEREST ON INVESTMENTS	.00	93,051.47	.00	392,348.27	-392,348.27	.00
R1626	PUBLIC SERVICE ACTIVITY	.00	2,254.00	.00	2,254.00	-2,254.00	.00
R1631	ACADEMIC ORIENTED ACTIV	.00	.00	.00	20.00	-20.00	.00
R1730	SALE OF TEXTBOOKS	.00	.00	.00	1,911.20	-1,911.20	.00
R1790	OTHR CLASSRM MATERIAL/FE	.00	1,700.00	.00	42,775.00	-42,775.00	.00
R1810	RENTALS	.00	.00	.00	60,273.61	-60,273.61	.00
R1839	OTHER ENTITIES	.00	56,782.00	.00	328,902.00	-328,902.00	.00
R1860	FINES	.00	865.88	.00	6,044.53	-6,044.53	.00
R1890	OTHER MISC RECEIPTS	.00	-3,133.38	.00	11,378.42	-11,378.42	.00
R1934	INSURANCE PROCEEDS	.00	.00	.00	4,786.48	-4,786.48	.00
R3110	SCHOOL FNDTN BASIC ALLOW	.00	1,275,877.55	.00	6,440,365.01	-6,440,365.01	.00
R3131	10% & 25% ROLLBACK	.00	.00	.00	3,762,213.31	-3,762,213.31	.00
R3132	HOMESTEAD EXEMPTION	.00	.00	.00	527,236.20	-527,236.20	.00
R3190	OTHR UNREST GRANT-IN-AID	.00	.00	.00	166,051.62	-166,051.62	.00
R3211	POVERTY BASED ASSISTANCE	.00	25,173.32	.00	104,550.22	-104,550.22	.00
R3215	CAREER TECHNICAL EDUCATI	.00	2,870.68	.00	14,353.40	-14,353.40	.00
R3216	GIFTED EDUCATION	.00	17,814.94	.00	92,267.18	-92,267.18	.00
R3217	ENGLISH LEARNER FUNDING	.00	2,698.81	.00	13,755.08	-13,755.08	.00
R3218	STUDENT WELLNESS/SUCCESS	.00	43,131.22	.00	217,029.94	-217,029.94	.00
R4120	UNRSTRD GRANT AID-FED GO	.00	.00	.00	3,013.77	-3,013.77	.00
R4139	UNRSTRD FED AID-OTHR INT	.00	382,281.02	.00	382,281.02	-382,281.02	.00
TOTAL GENERAL		.00	1,991,418.19	.00	46,031,954.84	-46,031,954.84	.00
FUND/SCC-0020000 BOND RETIREMENT							
R1111	GENERAL PROPERTY TAX	.00	.00	.00	732,568.68	-732,568.68	.00
R1122	PUBLIC UTILITY PROP TAX	.00	.00	.00	17,930.78	-17,930.78	.00
R3131	10% & 25% ROLLBACK	.00	.00	.00	99,718.15	-99,718.15	.00
R3132	HOMESTEAD EXEMPTION	.00	.00	.00	12,972.49	-12,972.49	.00
TOTAL BOND RETIREMENT		.00	.00	.00	863,190.10	-863,190.10	.00
FUND/SCC-0029400 BOND DEC 2017							
R1111	GENERAL PROPERTY TAX	.00	.00	.00	1,040,340.10	-1,040,340.10	.00
R1122	PUBLIC UTILITY PROP TAX	.00	.00	.00	22,413.48	-22,413.48	.00
R3132	HOMESTEAD EXEMPTION	.00	.00	.00	16,215.18	-16,215.18	.00
TOTAL BOND DEC 2017		.00	.00	.00	1,078,968.76	-1,078,968.76	.00

FUND/SCC-0030000 PERMANENT IMPROVEMENT

POWERSCHOOL
DATE: 12/19/2022
TIME: 14:45:47

SHAKER HEIGHTS CITY SCHOOLS
REVENUE STATUS REPORT

PAGE NUMBER: 2
REVSTA11

SELECTION CRITERIA: ALL
ACCOUNTING PERIOD: 5/23

SORTED BY: FUND/SCC,ACCOUNT
TOTALLED ON: FUND/SCC
PAGE BREAKS ON:

FUND/SCC-0030000 PERMANENT IMPROVEMENT

ACCOUNT - - - -	TITLE - - - -	BUDGET	PERIOD RECEIPTS	RECEIVABLES	YEAR TO DATE RECEIPTS	AVAILABLE BALANCE	YTD/ BUD
R1111	GENERAL PROPERTY TAX	.00	.00	.00	453,168.74	-453,168.74	.00
R1122	PUBLIC UTILITY PROP TAX	.00	.00	.00	11,205.89	-11,205.89	.00
R3132	HOMESTEAD EXEMPTION	.00	.00	.00	7,117.18	-7,117.18	.00
TOTAL	PERMANENT IMPROVEMENT	.00	.00	.00	471,491.81	-471,491.81	.00
FUND/SCC-0049150	BUILDING/NON-BOND ISSUE F						
R1890	OTHER MISC RECEIPTS	.00	2,738.90	.00	10,695.57	-10,695.57	.00
R1933	SALE OF PERSONAL PROPERT	.00	.00	.00	67,949.47	-67,949.47	.00
TOTAL	BUILDING/NON-BOND ISSUE	.00	2,738.90	.00	78,645.04	-78,645.04	.00
FUND/SCC-0049167	SSF PROJECTS - RED & WHIT						
R1820	CONTRIBUT-PRIVATE SOURCE	.00	8,370.00	.00	8,370.00	-8,370.00	.00
TOTAL	SSF PROJECTS - RED & WH	.00	8,370.00	.00	8,370.00	-8,370.00	.00
FUND/SCC-0060000	FOOD SERVICES						
R1410	INTEREST ON INVESTMENTS	.00	2,638.69	.00	9,560.38	-9,560.38	.00
R1511	SALES-STUDENT BREAKFAST	.00	992.50	.00	3,130.25	-3,130.25	.00
R1512	SALES-STUD TYPE A LUNCH	.00	44,634.10	.00	125,695.30	-125,695.30	.00
R1513	SALES-STUDENT ALA CARTE	.00	31,560.95	.00	116,508.38	-116,508.38	.00
R1514	SALES OF MILK TO STUDENT	.00	521.25	.00	1,611.00	-1,611.00	.00
R1523	SALES-ADULT ALA CARTE	.00	1,285.00	.00	4,425.25	-4,425.25	.00
R1590	FOOD SERVICE-OTHR RECEIP	.00	.95	.00	-2.30	2.30	.00
R1890	OTHER MISC RECEIPTS	.00	.00	.00	301.00	-301.00	.00
R4120	UNRSTRD GRANT AID-FED GO	.00	114,095.54	.00	205,396.03	-205,396.03	.00
TOTAL	FOOD SERVICES	.00	195,728.98	.00	466,625.29	-466,625.29	.00
FUND/SCC-0069291	FOOD SERVICE - PRE PAID						
R1559	OTHER RECPT-SPECIAL FUNC	.00	-1,526.30	.00	-1,591.30	1,591.30	.00
TOTAL	FOOD SERVICE - PRE PAID	.00	-1,526.30	.00	-1,591.30	1,591.30	.00
FUND/SCC-0069292	FOOD SERVICE - PREPAID -						
R1559	OTHER RECPT-SPECIAL FUNC	.00	-262.91	.00	275.04	-275.04	.00
TOTAL	FOOD SERVICE - PREPAID	.00	-262.91	.00	275.04	-275.04	.00
FUND/SCC-0069293	FOOD SERVICE - PREPAID -						
R1559	OTHER RECPT-SPECIAL FUNC	.00	-1,073.60	.00	-680.50	680.50	.00
TOTAL	FOOD SERVICE - PREPAID	.00	-1,073.60	.00	-680.50	680.50	.00
FUND/SCC-0069294	FOOD SERVICE - PREPAID -						
R1559	OTHER RECPT-SPECIAL FUNC	.00	-196.85	.00	459.95	-459.95	.00
TOTAL	FOOD SERVICE - PREPAID	.00	-196.85	.00	459.95	-459.95	.00
FUND/SCC-0069295	FOOD SERVICE - PREPAID -						
R1559	OTHER RECPT-SPECIAL FUNC	.00	-1,296.20	.00	-302.00	302.00	.00
TOTAL	FOOD SERVICE - PREPAID	.00	-1,296.20	.00	-302.00	302.00	.00

POWERSCHOOL
DATE: 12/19/2022
TIME: 14:45:47

SHAKER HEIGHTS CITY SCHOOLS
REVENUE STATUS REPORT

PAGE NUMBER: 3
REVSTA11

SELECTION CRITERIA: ALL
ACCOUNTING PERIOD: 5/23

SORTED BY: FUND/SCC,ACCOUNT
TOTALLED ON: FUND/SCC
PAGE BREAKS ON:

FUND/SCC-0069295 FOOD SERVICE - PREPAID -

ACCOUNT - - - - TITLE - - - - -	BUDGET	PERIOD RECEIPTS	RECEIVABLES	YEAR TO DATE RECEIPTS	AVAILABLE BALANCE	YTD/ BUD
FUND/SCC-0069296 FOOD SERVICE - PREPAID -						
R1559 OTHER RECPT-SPECIAL FUNC	.00	-564.53	.00	-2,245.09	2,245.09	.00
TOTAL FOOD SERVICE - PREPAID	.00	-564.53	.00	-2,245.09	2,245.09	.00
FUND/SCC-0069297 FOOD SERVICE - PREPAID -						
R1559 OTHER RECPT-SPECIAL FUNC	.00	-566.73	.00	-4,501.30	4,501.30	.00
TOTAL FOOD SERVICE - PREPAID	.00	-566.73	.00	-4,501.30	4,501.30	.00
FUND/SCC-0069298 FOOD SERVICE - PREPAID -						
R1559 OTHER RECPT-SPECIAL FUNC	.00	-3,974.20	.00	-3,701.30	3,701.30	.00
TOTAL FOOD SERVICE - PREPAID	.00	-3,974.20	.00	-3,701.30	3,701.30	.00
FUND/SCC-0069299 FY2018 NEGATIVE ACCOUNT B						
R1559 OTHER RECPT-SPECIAL FUNC	.00	118.24	.00	194.24	-194.24	.00
TOTAL FY2018 NEGATIVE ACCOUNT	.00	118.24	.00	194.24	-194.24	.00
FUND/SCC-0069300 NEGATIVE ACCT BALA FY19						
R1559 OTHER RECPT-SPECIAL FUNC	.00	27.75	.00	27.75	-27.75	.00
TOTAL NEGATIVE ACCT BALA FY19	.00	27.75	.00	27.75	-27.75	.00
FUND/SCC-0079230 SPECIAL TRUST/SHHS ALUMNI						
R1490 OTHER EARNINGS-INVESTMEN	.00	3.61	.00	7.22	-7.22	.00
TOTAL SPECIAL TRUST/SHHS ALUM	.00	3.61	.00	7.22	-7.22	.00
FUND/SCC-0079231 LO YOUTH LITERACY GRANT						
R1820 CONTRIBUT-PRIVATE SOURCE	.00	.00	.00	3,000.00	-3,000.00	.00
TOTAL LO YOUTH LITERACY GRANT	.00	.00	.00	3,000.00	-3,000.00	.00
FUND/SCC-0079995 MHJ-IC CHAPMAN AWARD						
R1820 CONTRIBUT-PRIVATE SOURCE	.00	.00	.00	7,500.00	-7,500.00	.00
TOTAL MHJ-IC CHAPMAN AWARD	.00	.00	.00	7,500.00	-7,500.00	.00
FUND/SCC-0090000 UNIFORM SCHOOL SUPP						
R1720 SALE OF WORKBOOKS	.00	.00	.00	21.00	-21.00	.00
TOTAL UNIFORM SCHOOL SUPP	.00	.00	.00	21.00	-21.00	.00
FUND/SCC-0099010 STORED VALUE CARDS - BLVD						
R1740 CLASS FEES	.00	35.00	.00	4,825.00	-4,825.00	.00
TOTAL STORED VALUE CARDS - BL	.00	35.00	.00	4,825.00	-4,825.00	.00
FUND/SCC-0099020 STORED VALUE CARDS - FERN						
R1740 CLASS FEES	.00	210.00	.00	6,580.00	-6,580.00	.00
TOTAL STORED VALUE CARDS - FE	.00	210.00	.00	6,580.00	-6,580.00	.00

POWERSCHOOL
DATE: 12/19/2022
TIME: 14:45:47

SHAKER HEIGHTS CITY SCHOOLS
REVENUE STATUS REPORT

PAGE NUMBER: 4
REVSTA11

SELECTION CRITERIA: ALL
ACCOUNTING PERIOD: 5/23

SORTED BY: FUND/SCC,ACCOUNT
TOTALLED ON: FUND/SCC
PAGE BREAKS ON:

FUND/SCC-0099030 STORED VALUE CARDS - LOMO

ACCOUNT - - - - TITLE - - - - -	BUDGET	PERIOD RECEIPTS	RECEIVABLES	YEAR TO DATE RECEIPTS	AVAILABLE BALANCE	YTD/ BUD
FUND/SCC-0099030 STORED VALUE CARDS - LOMO						
R1740 CLASS FEES	.00	175.00	.00	5,775.00	-5,775.00	.00
TOTAL STORED VALUE CARDS - LO	.00	175.00	.00	5,775.00	-5,775.00	.00
FUND/SCC-0099060 STORED VALUE CARDS - MERC						
R1740 CLASS FEES	.00	280.00	.00	6,405.00	-6,405.00	.00
TOTAL STORED VALUE CARDS - ME	.00	280.00	.00	6,405.00	-6,405.00	.00
FUND/SCC-0099080 STORED VALUE CARDS - ONAW						
R1740 CLASS FEES	.00	60.00	.00	7,505.00	-7,505.00	.00
TOTAL STORED VALUE CARDS - ON	.00	60.00	.00	7,505.00	-7,505.00	.00
FUND/SCC-0099110 STORED VALUE CARDS - WOOD						
R1740 CLASS FEES	.00	245.00	.00	11,303.25	-11,303.25	.00
TOTAL STORED VALUE CARDS - WO	.00	245.00	.00	11,303.25	-11,303.25	.00
FUND/SCC-0099217 MIDDLE SCHOOL SUPPLIES						
R1710 CLASSROOM SUPPLIES	.00	320.00	.00	360.00	-360.00	.00
TOTAL MIDDLE SCHOOL SUPPLIES	.00	320.00	.00	360.00	-360.00	.00
FUND/SCC-0099218 INSTRUCTIONAL FEES HIGH S						
R1710 CLASSROOM SUPPLIES	.00	239.65	.00	2,451.00	-2,451.00	.00
TOTAL INSTRUCTIONAL FEES HIGH	.00	239.65	.00	2,451.00	-2,451.00	.00
FUND/SCC-0119231 SPECIAL TEST - AP						
R1631 ACADEMIC ORIENTED ACTIV	.00	50,943.25	.00	82,483.25	-82,483.25	.00
TOTAL SPECIAL TEST - AP	.00	50,943.25	.00	82,483.25	-82,483.25	.00
FUND/SCC-0119588 IB TESTING						
R1631 ACADEMIC ORIENTED ACTIV	.00	7,920.00	.00	31,090.00	-31,090.00	.00
TOTAL IB TESTING	.00	7,920.00	.00	31,090.00	-31,090.00	.00
FUND/SCC-0119918 EL SISTEMA - LOMOND VIOLI						
R1634 MUSIC ORIENTED ACTIVITY	.00	725.00	.00	2,980.00	-2,980.00	.00
TOTAL EL SISTEMA - LOMOND VIO	.00	725.00	.00	2,980.00	-2,980.00	.00
FUND/SCC-0149235 GERMAN SUMMER TRAVEL						
R1632 LANGUAGE ORIENTD ACTIVIT	.00	.00	.00	1,440.00	-1,440.00	.00
TOTAL GERMAN SUMMER TRAVEL	.00	.00	.00	1,440.00	-1,440.00	.00
FUND/SCC-0149237 ROTARY-INTERNAL SERV OTHE						
R1631 ACADEMIC ORIENTED ACTIV	.00	2,225.00	.00	5,464.00	-5,464.00	.00
TOTAL ROTARY-INTERNAL SERV OT	.00	2,225.00	.00	5,464.00	-5,464.00	.00

FUND/SCC-0149238 RTA TICKETS

POWERSCHOOL
DATE: 12/19/2022
TIME: 14:45:47

SHAKER HEIGHTS CITY SCHOOLS
REVENUE STATUS REPORT

PAGE NUMBER: 5
REVSTA11

SELECTION CRITERIA: ALL
ACCOUNTING PERIOD: 5/23

SORTED BY: FUND/SCC,ACCOUNT
TOTALLED ON: FUND/SCC
PAGE BREAKS ON:

FUND/SCC-0149238 RTA TICKETS

ACCOUNT - - - - TITLE - - - - -	BUDGET	PERIOD RECEIPTS	RECEIVABLES	YEAR TO DATE RECEIPTS	AVAILABLE BALANCE	YTD/ BUD
R1390 OTHER TRANSPORTATION FEE	.00	.00	.00	533.75	-533.75	.00
TOTAL RTA TICKETS	.00	.00	.00	533.75	-533.75	.00
FUND/SCC-0149240 WOODBURY SWIM CAPS						
R1635 SPORT ORIENTED ACTIVITIE	.00	.00	.00	146.00	-146.00	.00
R1710 CLASSROOM SUPPLIES	.00	.00	.00	1,176.00	-1,176.00	.00
TOTAL WOODBURY SWIM CAPS	.00	.00	.00	1,322.00	-1,322.00	.00
FUND/SCC-0149241 TRANSCRIPT FEES						
R1626 PUBLIC SERVICE ACTIVITY	.00	561.00	.00	3,071.00	-3,071.00	.00
TOTAL TRANSCRIPT FEES	.00	561.00	.00	3,071.00	-3,071.00	.00
FUND/SCC-0149852 CHILE TRIPS						
R1632 LANGUAGE ORIENTD ACTIVIT	.00	.00	.00	1,006.00	-1,006.00	.00
TOTAL CHILE TRIPS	.00	.00	.00	1,006.00	-1,006.00	.00
FUND/SCC-0189245 CHOIR/ORCH BOOSTER						
R1410 INTEREST ON INVESTMENTS	.00	4.00	.00	62.28	-62.28	.00
R1624 MUSIC ORIENTED ACTIVITY	.00	336.00	.00	1,734.00	-1,734.00	.00
R1634 MUSIC ORIENTED ACTIVITY	.00	6,600.00	.00	22,400.00	-22,400.00	.00
R1820 CONTRIBUT-PRIVATE SOURCE	.00	1,300.00	.00	1,550.00	-1,550.00	.00
TOTAL CHOIR/ORCH BOOSTER	.00	8,240.00	.00	25,746.28	-25,746.28	.00
FUND/SCC-0189246 LOMOND BOOK FAIR						
R1626 PUBLIC SERVICE ACTIVITY	.00	.00	.00	3,404.98	-3,404.98	.00
TOTAL LOMOND BOOK FAIR	.00	.00	.00	3,404.98	-3,404.98	.00
FUND/SCC-0189253 BAND BOOSTERS						
R1410 INTEREST ON INVESTMENTS	.00	24.88	.00	92.00	-92.00	.00
TOTAL BAND BOOSTERS	.00	24.88	.00	92.00	-92.00	.00
FUND/SCC-0189281 BOULEVARD						
R1410 INTEREST ON INVESTMENTS	.00	2.66	.00	9.84	-9.84	.00
TOTAL BOULEVARD	.00	2.66	.00	9.84	-9.84	.00
FUND/SCC-0189282 FERNWAY						
R1410 INTEREST ON INVESTMENTS	.00	9.44	.00	34.92	-34.92	.00
TOTAL FERNWAY	.00	9.44	.00	34.92	-34.92	.00
FUND/SCC-0189283 LOMOND						
R1410 INTEREST ON INVESTMENTS	.00	15.42	.00	57.50	-57.50	.00
R1631 ACADEMIC ORIENTED ACTIV	.00	.00	.00	.69	-.69	.00
TOTAL LOMOND	.00	15.42	.00	58.19	-58.19	.00

FUND/SCC-0189284 MERCER

POWERSCHOOL
DATE: 12/19/2022
TIME: 14:45:47

SHAKER HEIGHTS CITY SCHOOLS
REVENUE STATUS REPORT

PAGE NUMBER: 6
REVSTA11

SELECTION CRITERIA: ALL
ACCOUNTING PERIOD: 5/23

SORTED BY: FUND/SCC,ACCOUNT
TOTALLED ON: FUND/SCC
PAGE BREAKS ON:

FUND/SCC-0189284 MERCER

ACCOUNT - - - - TITLE - - - - -	BUDGET	PERIOD RECEIPTS	RECEIVABLES	YEAR TO DATE RECEIPTS	AVAILABLE BALANCE	YTD/ BUD
R1410 INTEREST ON INVESTMENTS	.00	4.28	.00	15.83	-15.83	.00
TOTAL MERCER	.00	4.28	.00	15.83	-15.83	.00
FUND/SCC-0189285 ONAWAY						
R1410 INTEREST ON INVESTMENTS	.00	19.41	.00	71.78	-71.78	.00
TOTAL ONAWAY	.00	19.41	.00	71.78	-71.78	.00
FUND/SCC-0189286 WOODBURY						
R1410 INTEREST ON INVESTMENTS	.00	1.29	.00	4.77	-4.77	.00
TOTAL WOODBURY	.00	1.29	.00	4.77	-4.77	.00
FUND/SCC-0189287 MIDDLE SCHOOL						
R1410 INTEREST ON INVESTMENTS	.00	28.83	.00	102.43	-102.43	.00
R1626 PUBLIC SERVICE ACTIVITY	.00	.00	.00	40.00	-40.00	.00
R1631 ACADEMIC ORIENTED ACTIV	.00	.00	.00	-80.00	80.00	.00
R1740 CLASS FEES	.00	225.00	.00	10,325.00	-10,325.00	.00
R1820 CONTRIBUT-PRIVATE SOURCE	.00	.00	.00	1,609.00	-1,609.00	.00
TOTAL MIDDLE SCHOOL	.00	253.83	.00	11,996.43	-11,996.43	.00
FUND/SCC-0189288 HIGH SCHOOL						
R1410 INTEREST ON INVESTMENTS	.00	135.49	.00	364.90	-364.90	.00
R1631 ACADEMIC ORIENTED ACTIV	.00	.00	.00	85.00	-85.00	.00
R1740 CLASS FEES	.00	1,075.00	.00	28,137.50	-28,137.50	.00
R1820 CONTRIBUT-PRIVATE SOURCE	.00	.00	.00	660.78	-660.78	.00
R1890 OTHER MISC RECEIPTS	.00	.00	.00	3,982.00	-3,982.00	.00
TOTAL HIGH SCHOOL	.00	1,210.49	.00	33,230.18	-33,230.18	.00
FUND/SCC-0189289 PTO GRANTS - HIGH SCHOOL						
R1820 CONTRIBUT-PRIVATE SOURCE	.00	.00	.00	-2,421.30	2,421.30	.00
TOTAL PTO GRANTS - HIGH SCHOO	.00	.00	.00	-2,421.30	2,421.30	.00
FUND/SCC-0200000 SHAKER MERCHANDISE						
R1833 CUSTOMER SERVICES	.00	4.44	.00	27.03	-27.03	.00
R1890 OTHER MISC RECEIPTS	.00	55.56	.00	472.97	-472.97	.00
TOTAL SHAKER MERCHANDISE	.00	60.00	.00	500.00	-500.00	.00
FUND/SCC-0229269 DEARBORN OPT LIFE INSUR						
R1839 OTHER ENTITIES	.00	4,340.75	.00	21,546.88	-21,546.88	.00
TOTAL DEARBORN OPT LIFE INSUR	.00	4,340.75	.00	21,546.88	-21,546.88	.00
FUND/SCC-0229272 SERS						
R1890 OTHER MISC RECEIPTS	.00	.00	.00	236,569.59	-236,569.59	.00
TOTAL SERS	.00	.00	.00	236,569.59	-236,569.59	.00
FUND/SCC-0229275 WORKER'S COMP-AGENCY						

POWERSCHOOL
DATE: 12/19/2022
TIME: 14:45:47

SHAKER HEIGHTS CITY SCHOOLS
REVENUE STATUS REPORT

PAGE NUMBER: 7
REVSTA11

SELECTION CRITERIA: ALL
ACCOUNTING PERIOD: 5/23

SORTED BY: FUND/SCC,ACCOUNT
TOTALLED ON: FUND/SCC
PAGE BREAKS ON:

FUND/SCC-0229275 WORKER'S COMP-AGENCY

ACCOUNT - - - - TITLE - - - - -	BUDGET	PERIOD RECEIPTS	RECEIVABLES	YEAR TO DATE RECEIPTS	AVAILABLE BALANCE	YTD/ BUD
R1890 OTHER MISC RECEIPTS	.00	6,929.00	.00	6,929.00	-6,929.00	.00
TOTAL WORKER'S COMP-AGENCY	.00	6,929.00	.00	6,929.00	-6,929.00	.00
FUND/SCC-0229290 ALLSTATE VOLUNTARY INSURA						
R1839 OTHER ENTITIES	.00	17,988.56	.00	88,938.76	-88,938.76	.00
TOTAL ALLSTATE VOLUNTARY INSU	.00	17,988.56	.00	88,938.76	-88,938.76	.00
FUND/SCC-0229291 LINCOLN NATIONAL LTD						
R1839 OTHER ENTITIES	.00	4,280.08	.00	21,752.39	-21,752.39	.00
TOTAL LINCOLN NATIONAL LTD	.00	4,280.08	.00	21,752.39	-21,752.39	.00
FUND/SCC-0229293 MEDICAL MUTUAL FLEX PLAN						
R1839 OTHER ENTITIES	.00	23,207.94	.00	113,349.24	-113,349.24	.00
TOTAL MEDICAL MUTUAL FLEX PLA	.00	23,207.94	.00	113,349.24	-113,349.24	.00
FUND/SCC-0229294 LEGAL SHIELD EMPLOYEE PD						
R1839 OTHER ENTITIES	.00	1,251.12	.00	6,023.80	-6,023.80	.00
TOTAL LEGAL SHIELD EMPLOYEE P	.00	1,251.12	.00	6,023.80	-6,023.80	.00
FUND/SCC-0229801 HATHAWAY BROWN-AGENCY						
R1832 OTHER SCHOOL DISTRICTS	.00	.00	.00	110,135.20	-110,135.20	.00
TOTAL HATHAWAY BROWN-AGENCY	.00	.00	.00	110,135.20	-110,135.20	.00
FUND/SCC-0240000 EMP. BEN/SELF INS.PRESCRI						
R1839 OTHER ENTITIES	.00	199,084.16	.00	987,986.07	-987,986.07	.00
TOTAL EMP. BEN/SELF INS.PRESC	.00	199,084.16	.00	987,986.07	-987,986.07	.00
FUND/SCC-0249261 EMP. BEN/SELF INS./DENTAL						
R1839 OTHER ENTITIES	.00	60,887.57	.00	304,282.19	-304,282.19	.00
R1890 OTHER MISC RECEIPTS	.00	.00	.00	-114,000.00	114,000.00	.00
TOTAL EMP. BEN/SELF INS./DENT	.00	60,887.57	.00	190,282.19	-190,282.19	.00
FUND/SCC-0249262 EMP. BEN/SELF INS./HEALTH						
R1839 OTHER ENTITIES	.00	816,510.78	.00	4,058,907.11	-4,058,907.11	.00
R1890 OTHER MISC RECEIPTS	.00	.00	.00	114,950.00	-114,950.00	.00
TOTAL EMP. BEN/SELF INS./HEAL	.00	816,510.78	.00	4,173,857.11	-4,173,857.11	.00
FUND/SCC-0249270 DEARBORN LIFE INSURANCE						
R1839 OTHER ENTITIES	.00	5,317.68	.00	25,766.65	-25,766.65	.00
TOTAL DEARBORN LIFE INSURANCE	.00	5,317.68	.00	25,766.65	-25,766.65	.00
FUND/SCC-2009501 BOOKSTORE						
R1640 BOOKSTORE SALES	.00	1,079.95	.00	5,109.35	-5,109.35	.00
TOTAL BOOKSTORE	.00	1,079.95	.00	5,109.35	-5,109.35	.00

POWERSCHOOL
DATE: 12/19/2022
TIME: 14:45:47

SHAKER HEIGHTS CITY SCHOOLS
REVENUE STATUS REPORT

PAGE NUMBER: 8
REVSTA11

SELECTION CRITERIA: ALL
ACCOUNTING PERIOD: 5/23

SORTED BY: FUND/SCC,ACCOUNT
TOTALLED ON: FUND/SCC
PAGE BREAKS ON:

FUND/SCC-2009521 DRAMA

ACCOUNT - - - - TITLE - - - - -	BUDGET	PERIOD RECEIPTS	RECEIVABLES	YEAR TO DATE RECEIPTS	AVAILABLE BALANCE	YTD/ BUD
FUND/SCC-2009521 DRAMA						
R1631 ACADEMIC ORIENTED ACTIV	.00	1,333.92	.00	1,343.92	-1,343.92	.00
R1820 CONTRIBUT-PRIVATE SOURCE	.00	70.00	.00	2,352.74	-2,352.74	.00
TOTAL DRAMA	.00	1,403.92	.00	3,696.66	-3,696.66	.00
FUND/SCC-2009525 LATIN CLUB						
R1622 LANGUAGE ORIENTD ACTIVIT	.00	.00	.00	897.00	-897.00	.00
R1632 LANGUAGE ORIENTD ACTIVIT	.00	55.00	.00	55.00	-55.00	.00
TOTAL LATIN CLUB	.00	55.00	.00	952.00	-952.00	.00
FUND/SCC-2009528 GRISTMILL						
R1626 PUBLIC SERVICE ACTIVITY	.00	3,525.00	.00	17,715.00	-17,715.00	.00
TOTAL GRISTMILL	.00	3,525.00	.00	17,715.00	-17,715.00	.00
FUND/SCC-2009531 INSTRUMENTAL						
R1634 MUSIC ORIENTED ACTIVITY	.00	200.00	.00	10,572.00	-10,572.00	.00
TOTAL INSTRUMENTAL	.00	200.00	.00	10,572.00	-10,572.00	.00
FUND/SCC-2009534 RUGBY CLUB						
R1625 SPORT ORIENTED ACTIVITIE	.00	170.00	.00	195.00	-195.00	.00
TOTAL RUGBY CLUB	.00	170.00	.00	195.00	-195.00	.00
FUND/SCC-2009539 ECOLOGY CLUB						
R1820 CONTRIBUT-PRIVATE SOURCE	.00	77.00	.00	203.57	-203.57	.00
TOTAL ECOLOGY CLUB	.00	77.00	.00	203.57	-203.57	.00
FUND/SCC-2009545 HS STUDENT COUNCIL						
R1820 CONTRIBUT-PRIVATE SOURCE	.00	.00	.00	156.90	-156.90	.00
TOTAL HS STUDENT COUNCIL	.00	.00	.00	156.90	-156.90	.00
FUND/SCC-2009553 SKI CLUB						
R1635 SPORT ORIENTED ACTIVITIE	.00	100.00	.00	100.00	-100.00	.00
TOTAL SKI CLUB	.00	100.00	.00	100.00	-100.00	.00
FUND/SCC-2009555 STUDENT COUNCIL NOT HS						
R1626 PUBLIC SERVICE ACTIVITY	.00	.00	.00	3,519.00	-3,519.00	.00
TOTAL STUDENT COUNCIL NOT HS	.00	.00	.00	3,519.00	-3,519.00	.00
FUND/SCC-2009586 RAIDERETTES (STUDENT ACTI						
R1634 MUSIC ORIENTED ACTIVITY	.00	.00	.00	2,661.50	-2,661.50	.00
TOTAL RAIDERETTES (STUDENT AC	.00	.00	.00	2,661.50	-2,661.50	.00
FUND/SCC-2009588 IB COMMUNITY SERVICE PROJ						
R1626 PUBLIC SERVICE ACTIVITY	.00	30.00	.00	45.00	-45.00	.00
TOTAL IB COMMUNITY SERVICE PR	.00	30.00	.00	45.00	-45.00	.00

POWERSCHOOL
DATE: 12/19/2022
TIME: 14:45:47

SHAKER HEIGHTS CITY SCHOOLS
REVENUE STATUS REPORT

PAGE NUMBER: 9
REVSTA11

SELECTION CRITERIA: ALL
ACCOUNTING PERIOD: 5/23

SORTED BY: FUND/SCC,ACCOUNT
TOTALLED ON: FUND/SCC
PAGE BREAKS ON:

FUND/SCC-2009588 IB COMMUNITY SERVICE PROJ

ACCOUNT - - - - TITLE - - - - -	BUDGET	PERIOD RECEIPTS	RECEIVABLES	YEAR TO DATE RECEIPTS	AVAILABLE BALANCE	YTD/ BUD
FUND/SCC-2009603 CLASS OF 2022						
R1626 PUBLIC SERVICE ACTIVITY	.00	.00	.00	77.61	-77.61	.00
TOTAL CLASS OF 2022	.00	.00	.00	77.61	-77.61	.00
FUND/SCC-2009605 CLASS OF 2023						
R1626 PUBLIC SERVICE ACTIVITY	.00	.00	.00	21,408.71	-21,408.71	.00
R1820 CONTRIBUT-PRIVATE SOURCE	.00	759.79	.00	759.79	-759.79	.00
TOTAL CLASS OF 2023	.00	759.79	.00	22,168.50	-22,168.50	.00
FUND/SCC-2009609 MOCK TRIAL-HIGH SCHOOL						
R1626 PUBLIC SERVICE ACTIVITY	.00	130.00	.00	222.10	-222.10	.00
TOTAL MOCK TRIAL-HIGH SCHOOL	.00	130.00	.00	222.10	-222.10	.00
FUND/SCC-2009610 HS CLASS OF 2024						
R1626 PUBLIC SERVICE ACTIVITY	.00	21.00	.00	112.00	-112.00	.00
TOTAL HS CLASS OF 2024	.00	21.00	.00	112.00	-112.00	.00
FUND/SCC-2009612 HS CLASS OF 2025						
R1820 CONTRIBUT-PRIVATE SOURCE	.00	85.02	.00	229.07	-229.07	.00
TOTAL HS CLASS OF 2025	.00	85.02	.00	229.07	-229.07	.00
FUND/SCC-2009613 CLASS OF 2026						
R1820 CONTRIBUT-PRIVATE SOURCE	.00	.00	.00	157.63	-157.63	.00
TOTAL CLASS OF 2026	.00	.00	.00	157.63	-157.63	.00
FUND/SCC-2009614 RAIDER ROAST						
R1626 PUBLIC SERVICE ACTIVITY	.00	270.00	.00	583.50	-583.50	.00
R1820 CONTRIBUT-PRIVATE SOURCE	.00	.00	.00	2,026.07	-2,026.07	.00
TOTAL RAIDER ROAST	.00	270.00	.00	2,609.57	-2,609.57	.00
FUND/SCC-2009615 FIELDSTONE RIDING						
R1626 PUBLIC SERVICE ACTIVITY	.00	81.00	.00	226.25	-226.25	.00
R1820 CONTRIBUT-PRIVATE SOURCE	.00	.00	.00	695.23	-695.23	.00
TOTAL FIELDSTONE RIDING	.00	81.00	.00	921.48	-921.48	.00
FUND/SCC-3009601 H.S. MEN'S ATHLETICS						
R1625 SPORT ORIENTED ACTIVITIE	.00	265.00	.00	46,601.65	-46,601.65	.00
R1890 OTHER MISC RECEIPTS	.00	1,200.00	.00	1,682.09	-1,682.09	.00
R5100 TRANSFERS-IN	.00	.00	.00	65,000.00	-65,000.00	.00
TOTAL H.S. MEN'S ATHLETICS	.00	1,465.00	.00	113,283.74	-113,283.74	.00
FUND/SCC-3009602 M.S. ATHLETICS						
R1615 SPORT ORIENTED ACTIVITIE	.00	985.00	.00	985.00	-985.00	.00
R1860 FINES	.00	.00	.00	20.00	-20.00	.00

POWERSCHOOL
DATE: 12/19/2022
TIME: 14:45:47

SHAKER HEIGHTS CITY SCHOOLS
REVENUE STATUS REPORT

PAGE NUMBER: 10
REVSTA11

SELECTION CRITERIA: ALL
ACCOUNTING PERIOD: 5/23

SORTED BY: FUND/SCC,ACCOUNT
TOTALLED ON: FUND/SCC
PAGE BREAKS ON:

FUND/SCC-3009602 M.S. ATHLETICS

ACCOUNT - - - - TITLE - - - - -	BUDGET	PERIOD RECEIPTS	RECEIVABLES	YEAR TO DATE RECEIPTS	AVAILABLE BALANCE	YTD/ BUD
R5100 TRANSFERS-IN	.00	.00	.00	20,000.00	-20,000.00	.00
TOTAL M.S. ATHLETICS	.00	985.00	.00	21,005.00	-21,005.00	.00
FUND/SCC-3009603 H.S. WOMEN'S ATHLETICS						
R1625 SPORT ORIENTED ACTIVITIE	.00	265.00	.00	23,916.76	-23,916.76	.00
R1890 OTHER MISC RECEIPTS	.00	1,700.00	.00	2,182.08	-2,182.08	.00
R5100 TRANSFERS-IN	.00	.00	.00	50,000.00	-50,000.00	.00
TOTAL H.S. WOMEN'S ATHLETICS	.00	1,965.00	.00	76,098.84	-76,098.84	.00
FUND/SCC-3009608 GIRLS VOLLEYBALL FUND						
R1625 SPORT ORIENTED ACTIVITIE	.00	.00	.00	1,743.00	-1,743.00	.00
TOTAL GIRLS VOLLEYBALL FUND	.00	.00	.00	1,743.00	-1,743.00	.00
FUND/SCC-3009613 FOOTBALL FUNDRAISER						
R1635 SPORT ORIENTED ACTIVITIE	.00	.00	.00	50.00	-50.00	.00
TOTAL FOOTBALL FUNDRAISER	.00	.00	.00	50.00	-50.00	.00
FUND/SCC-3009614 BASKETBALL FUNDRAISER						
R1625 SPORT ORIENTED ACTIVITIE	.00	.00	.00	2,785.00	-2,785.00	.00
R1820 CONTRIBUT-PRIVATE SOURCE	.00	.00	.00	1,000.00	-1,000.00	.00
TOTAL BASKETBALL FUNDRAISER	.00	.00	.00	3,785.00	-3,785.00	.00
FUND/SCC-3009616 BASEBALL FUNDRAISER						
R1820 CONTRIBUT-PRIVATE SOURCE	.00	116.18	.00	1,895.01	-1,895.01	.00
TOTAL BASEBALL FUNDRAISER	.00	116.18	.00	1,895.01	-1,895.01	.00
FUND/SCC-3009620 GIRLS CROSS COUNTRY FUND						
R1625 SPORT ORIENTED ACTIVITIE	.00	.00	.00	-450.00	450.00	.00
R1635 SPORT ORIENTED ACTIVITIE	.00	.00	.00	8,325.00	-8,325.00	.00
R1890 OTHER MISC RECEIPTS	.00	.00	.00	1,778.92	-1,778.92	.00
TOTAL GIRLS CROSS COUNTRY FUN	.00	.00	.00	9,653.92	-9,653.92	.00
FUND/SCC-3009629 MS ATHLETICS FUNDRAISER						
R1625 SPORT ORIENTED ACTIVITIE	.00	.00	.00	6,077.50	-6,077.50	.00
TOTAL MS ATHLETICS FUNDRAISER	.00	.00	.00	6,077.50	-6,077.50	.00
FUND/SCC-4019303 ST DOMINIC FY 23						
R1410 INTEREST ON INVESTMENTS	.00	45.39	.00	142.05	-142.05	.00
R3219 OTHR RSTRD GRANT AID -OH	.00	44,866.71	.00	90,530.43	-90,530.43	.00
TOTAL ST DOMINIC FY 23	.00	44,912.10	.00	90,672.48	-90,672.48	.00
FUND/SCC-4519223 ETECH CONNECTIVITY FY23						
R3219 OTHR RSTRD GRANT AID -OH	.00	.00	.00	7,200.00	-7,200.00	.00
TOTAL ETECH CONNECTIVITY FY23	.00	.00	.00	7,200.00	-7,200.00	.00

POWERSCHOOL
DATE: 12/19/2022
TIME: 14:45:47

SHAKER HEIGHTS CITY SCHOOLS
REVENUE STATUS REPORT

PAGE NUMBER: 11
REVSTA11

SELECTION CRITERIA: ALL
ACCOUNTING PERIOD: 5/23

SORTED BY: FUND/SCC,ACCOUNT
TOTALLED ON: FUND/SCC
PAGE BREAKS ON:

FUND/SCC-4999022 PARENT MENTOR GRANT FY22

ACCOUNT - - - - TITLE - - - - -	BUDGET	PERIOD RECEIPTS	RECEIVABLES	YEAR TO DATE RECEIPTS	AVAILABLE BALANCE	YTD/ BUD
FUND/SCC-4999022 PARENT MENTOR GRANT FY22						
R3219 OTHR RSTRD GRANT AID -OH	.00	.00	.00	5,992.65	-5,992.65	.00
TOTAL PARENT MENTOR GRANT FY2	.00	.00	.00	5,992.65	-5,992.65	.00
FUND/SCC-5079022 ESSER II						
R4220 RSTRD GRANT AID-FED GOV	.00	.00	.00	118,985.36	-118,985.36	.00
TOTAL ESSER II	.00	.00	.00	118,985.36	-118,985.36	.00
FUND/SCC-5079023 ARP ESSER						
R4220 RSTRD GRANT AID-FED GOV	.00	.00	.00	882,837.48	-882,837.48	.00
TOTAL ARP ESSER	.00	.00	.00	882,837.48	-882,837.48	.00
FUND/SCC-5079024 ARP HOMELESS						
R4220 RSTRD GRANT AID-FED GOV	.00	.00	.00	10,000.00	-10,000.00	.00
TOTAL ARP HOMELESS	.00	.00	.00	10,000.00	-10,000.00	.00
FUND/SCC-5169216 IDEA B FY22						
R4220 RSTRD GRANT AID-FED GOV	.00	.00	.00	365,671.05	-365,671.05	.00
TOTAL IDEA B FY22	.00	.00	.00	365,671.05	-365,671.05	.00
FUND/SCC-5169316 IDEA B FY23						
R4220 RSTRD GRANT AID-FED GOV	.00	110,811.57	.00	157,013.81	-157,013.81	.00
TOTAL IDEA B FY23	.00	110,811.57	.00	157,013.81	-157,013.81	.00
FUND/SCC-5519251 TITLE III LEP FY22						
R4220 RSTRD GRANT AID-FED GOV	.00	.00	.00	3,372.06	-3,372.06	.00
TOTAL TITLE III LEP FY22	.00	.00	.00	3,372.06	-3,372.06	.00
FUND/SCC-5519351 TITLE III LEP FY23						
R4220 RSTRD GRANT AID-FED GOV	.00	834.62	.00	1,251.93	-1,251.93	.00
TOTAL TITLE III LEP FY23	.00	834.62	.00	1,251.93	-1,251.93	.00
FUND/SCC-5729272 TITLE I FY22						
R4220 RSTRD GRANT AID-FED GOV	.00	.00	.00	145,952.54	-145,952.54	.00
TOTAL TITLE I FY22	.00	.00	.00	145,952.54	-145,952.54	.00
FUND/SCC-5729322 EOEY FY 22						
R4220 RSTRD GRANT AID-FED GOV	.00	.00	.00	7,794.23	-7,794.23	.00
TOTAL EOEY FY 22	.00	.00	.00	7,794.23	-7,794.23	.00
FUND/SCC-5729372 TITLE I FY23						
R4220 RSTRD GRANT AID-FED GOV	.00	125,061.89	.00	187,592.96	-187,592.96	.00
TOTAL TITLE I FY23	.00	125,061.89	.00	187,592.96	-187,592.96	.00
FUND/SCC-5849022 TITLE IV FY22						

POWERSCHOOL
DATE: 12/19/2022
TIME: 14:45:47

SHAKER HEIGHTS CITY SCHOOLS
REVENUE STATUS REPORT

PAGE NUMBER: 12
REVSTA11

SELECTION CRITERIA: ALL
ACCOUNTING PERIOD: 5/23

SORTED BY: FUND/SCC,ACCOUNT
TOTALLED ON: FUND/SCC
PAGE BREAKS ON:

FUND/SCC-5849022 TITLE IV FY22

ACCOUNT - - - - TITLE - - - - -	BUDGET	PERIOD RECEIPTS	RECEIVABLES	YEAR TO DATE RECEIPTS	AVAILABLE BALANCE	YTD/ BUD
R4220 RSTRD GRANT AID-FED GOV	.00	.00	.00	28,448.63	-28,448.63	.00
TOTAL TITLE IV FY22	.00	.00	.00	28,448.63	-28,448.63	.00
FUND/SCC-5849023 TITLE IV FY23						
R4220 RSTRD GRANT AID-FED GOV	.00	10,815.00	.00	10,815.00	-10,815.00	.00
TOTAL TITLE IV FY23	.00	10,815.00	.00	10,815.00	-10,815.00	.00
FUND/SCC-5879287 PRE-K SPEC ED GRANT FY22						
R4220 RSTRD GRANT AID-FED GOV	.00	.00	.00	3,793.44	-3,793.44	.00
TOTAL PRE-K SPEC ED GRANT FY2	.00	.00	.00	3,793.44	-3,793.44	.00
FUND/SCC-5879387 PRE-K SPEC ED GRANT FY23						
R4220 RSTRD GRANT AID-FED GOV	.00	1,906.88	.00	2,860.32	-2,860.32	.00
TOTAL PRE-K SPEC ED GRANT FY2	.00	1,906.88	.00	2,860.32	-2,860.32	.00
FUND/SCC-5909290 TITLE II FY22						
R4220 RSTRD GRANT AID-FED GOV	.00	.00	.00	65,210.99	-65,210.99	.00
TOTAL TITLE II FY22	.00	.00	.00	65,210.99	-65,210.99	.00
FUND/SCC-5909390 TITLE II FY23						
R4220 RSTRD GRANT AID-FED GOV	.00	18,174.00	.00	22,476.82	-22,476.82	.00
TOTAL TITLE II FY23	.00	18,174.00	.00	22,476.82	-22,476.82	.00
TOTAL REPORT	.00	3,727,557.51	.00	57,651,142.28	-57,651,142.28	.00

8. BUDGET ACCOUNT SUMMARY

POWERSCHOOL
DATE: 12/19/2022
TIME: 14:53:10

SHAKER HEIGHTS CITY SCHOOLS
EXPENDITURE STATUS REPORT

PAGE NUMBER: 1
EXPSTA11

SELECTION CRITERIA: ALL
ACCOUNTING PERIOD: 5/23

SORTED BY: FUND/SCC,1ST SUBTOTAL,ACCOUNT
TOALED ON: FUND/SCC,1ST SUBTOTAL
PAGE BREAKS ON:

FUND/SCC-0010000 GENERAL
1ST SUBTOTAL-100 GENERAL

ACCOUNT	TITLE	BUDGET	PERIOD EXPENDITURES	ENCUMBRANCES OUTSTANDING	YEAR TO DATE EXP	AVAILABLE BALANCE	YTD/ BUD
1ST SUBTOTAL-100	PERSONAL SERVICES						
111	REGULAR	39,726,312.00	3,180,517.95	.00	16,800,474.05	22,925,837.95	42.29
112	TEMPORARY	871,000.00	57,481.97	.00	169,319.65	701,680.35	19.44
113	SUPPLEMENTAL	1,315,000.00	79,252.72	.00	576,177.32	738,822.68	43.82
119	OTHER CERTIFIED SAL	-20,000.00	.00	.00	.00	-20,000.00	.00
121	SICK LEAVE	2,773,530.00	292,213.89	.00	770,468.03	2,003,061.97	27.78
122	PERSONAL LEAVE	462,579.00	52,903.00	.00	142,137.57	320,441.43	30.73
123	VACATION LEAVE	199,600.00	8,734.41	.00	100,678.26	98,921.74	50.44
125	PROFESSIONAL LEAVE	255,615.00	70,993.85	.00	146,990.57	108,624.43	57.50
127	JURY DUTY	16,201.00	2,250.08	.00	7,489.90	8,711.10	46.23
132	TERMINATION BENEFIT	97,384.00	.00	.00	49,788.40	47,595.60	51.13
139	OTHER CERTIFIED COM	221,616.00	170,317.75	22,927.13	210,714.01	-12,025.14	105.43
141	REGULAR	12,349,081.00	986,038.05	.00	4,901,979.08	7,447,101.92	39.70
142	TEMPORARY	358,000.00	31,509.61	.00	147,167.78	210,832.22	41.11
143	SUPPLEMENTAL	520,000.00	119,991.26	.00	230,798.11	289,201.89	44.38
144	OVERTIME	850,000.00	91,999.48	.00	474,720.83	375,279.17	55.85
149	OTHER NONCERTIFIED	3,000.00	.00	.00	4,675.03	-1,675.03	155.83
151	SICK LEAVE	792,596.00	70,551.94	.00	247,110.67	545,485.33	31.18
152	PERSONAL LEAVE	131,225.00	14,290.12	.00	53,560.62	77,664.38	40.82
153	VACATION LEAVE	647,338.00	28,871.40	.00	284,008.20	363,329.80	43.87
155	PROFESSIONAL LEAVE	17,316.00	2,749.98	.00	10,595.26	6,720.74	61.19
157	JURY DUTY	6,607.00	1,061.76	.00	1,061.76	5,545.24	16.07
159	OTHER NONCERTIFIED	37,916.00	27,724.66	.00	59,993.97	-22,077.97	158.23
162	TERMINATION BENEFIT	309,084.00	.00	.00	41,637.69	267,446.31	13.47
169	OTHER NONCERTIFIED	12,000.00	.00	.00	4,474.76	7,525.24	37.29
172	STUDENT WORKERS	61,437.00	2,106.21	.00	22,914.74	38,522.26	37.30
179	OTHER EMPLOYEES	393,563.00	53,919.72	.00	129,349.91	264,213.09	32.87
	TOTAL PERSONAL SERVICES	62,408,000.00	5,345,479.81	22,927.13	25,588,286.17	36,796,786.70	41.04
1ST SUBTOTAL-200	EMPLOYEE RETIREMNT & INS.						
211	STRS-EMPLOYER'S SHA	6,419,674.00	525,452.74	.00	2,634,059.85	3,785,614.15	41.03
212	STRS-EMPLOYER'S SHA	367,326.00	31,668.24	.00	151,662.15	215,663.85	41.29
213	SOCIAL SECURITY	648,478.00	53,360.12	.00	270,924.42	377,553.58	41.78
221	SERS-EMPLOYER'S SHA	2,589,377.00	225,515.96	.00	1,049,633.36	1,539,743.64	40.54
222	SERS-EMPLOYER'S SHA	407,623.00	35,401.12	.00	177,420.38	230,202.62	43.53
223	SOCIAL SECURITY	216,522.00	18,728.21	.00	87,080.32	129,441.68	40.22
231	TUITION REIMBURSEME	115,556.39	.00	16,592.39	355.00	98,609.00	14.67
232	UNIFORM/TOOLSREIMBU	48,915.29	1,548.41	37,767.82	11,411.44	-263.97	100.54
233	MEETING EXPENSE-SUP	86,246.50	9,010.35	43,232.50	48,235.95	-5,221.95	106.05
241	MEDICAL/HOSPITALIZA	5,515,465.00	445,811.24	.00	2,260,822.98	3,254,642.02	40.99
242	LIFE INSURANCE	41,758.00	3,269.00	.00	16,139.17	25,618.83	38.65
243	DENTAL INSURANCE	430,530.00	33,091.44	.00	168,276.66	262,253.34	39.09
249	CERTIFIED OTHER INS	1,342,876.00	109,155.30	.00	551,991.66	790,884.34	41.11
251	MEDICAL/HOSPITALIZA	2,558,561.00	207,231.84	.00	1,004,914.89	1,553,646.11	39.28
252	LIFE INSURANCE	20,742.00	1,623.30	.00	7,594.59	13,147.41	36.61
253	DENTAL INSURANCE	204,418.00	15,645.72	.00	75,822.89	128,595.11	37.09

POWERSCHOOL
DATE: 12/19/2022
TIME: 14:53:10

SHAKER HEIGHTS CITY SCHOOLS
EXPENDITURE STATUS REPORT

PAGE NUMBER: 2
EXPSTA11

SELECTION CRITERIA: ALL
ACCOUNTING PERIOD: 5/23

SORTED BY: FUND/SCC,1ST SUBTOTAL,ACCOUNT
TOTALD ON: FUND/SCC,1ST SUBTOTAL
PAGE BREAKS ON:

FUND/SCC-0010000 GENERAL
1ST SUBTOTAL-200 GENERAL

ACCOUNT	TITLE	BUDGET	PERIOD EXPENDITURES	ENCUMBRANCES OUTSTANDING	YEAR TO DATE EXP	AVAILABLE BALANCE	YTD/ BUD
259	NONCERTIFIED INS BE	625,150.00	50,362.96	.00	243,518.10	381,631.90	38.95
281	UNEMPLOYMENT CERTIF	.00	.00	25,000.00	.00	-25,000.00	.00
282	UNEMPLOYMENT NON-CE	13,500.00	.00	175,000.00	.00	-161,500.00	1296.30
	TOTAL EMPLOYEE RETIREMNT & IN	21,652,718.18	1,766,875.95	297,592.71	8,759,863.81	12,595,261.66	41.83
1ST SUBTOTAL-400	PURCHASED SERVICES						
411	INSTRUCTION SERVICE	113,967.50	.00	69,390.65	7,516.85	37,060.00	67.48
412	INSTRUCT. IMPROV. S	356,103.26	36,135.25	291,459.03	132,347.17	-67,702.94	119.01
413	HEALTH SERVICES	599,559.16	6,010.13	579,289.56	83,474.62	-63,205.02	110.54
414	STAFF SERVICES	467,000.00	76,539.98	1,065,102.66	167,397.34	-765,500.00	263.92
415	MANAGEMENT SERVICES	60,539.97	4,765.70	38,141.73	22,919.24	-521.00	100.86
416	DATA PROCESSING SER	200,515.00	.00	32,031.40	120,641.36	47,842.24	76.14
417	STATISTICAL SERVICE	210,972.35	8,295.94	317,865.18	25,135.52	-132,028.35	162.58
418	PROF./LEGAL SERVICE	437,708.20	107,368.99	568,074.25	185,235.62	-315,601.67	172.10
419	OTHER PROF. & TECH.	2,744,998.38	193,461.64	2,049,241.50	1,079,986.05	-384,229.17	114.00
422	GARBAGE REMOVE & CL	85,487.88	6,627.52	44,591.20	33,629.16	7,267.52	91.50
423	REPAIRS & MAINTENAN	2,596,864.00	214,489.62	1,249,816.28	1,239,694.96	107,352.76	95.87
424	PROPERTY INSURANCE	179,000.00	72.00	.00	195,021.00	-16,021.00	108.95
425	RENTALS	127,767.00	11,685.33	30,543.77	97,128.93	94.30	99.93
426	LEASE PURCHASE AGRE	125,964.79	9,673.25	68,014.54	49,692.25	8,258.00	93.44
431	CERTIFIED TRAVEL RE	5,964.76	1,090.02	2,882.71	4,954.96	-1,872.91	131.40
432	CERTIFIED MEETING E	171,993.39	59,344.04	15,037.51	120,607.21	36,348.67	78.87
433	NONCERTIFIED TRAVEL	1,975.60	655.38	817.00	1,121.08	37.52	98.10
434	NONCERTIFIED MEETIN	65,616.00	8,831.02	11,500.00	16,577.68	37,538.32	42.79
439	OTHER TRAV./MEET EX	6,140.00	140.00	.00	540.00	5,600.00	8.79
441	TELEPHONE SERVICE	226,040.25	10,480.39	170,560.36	54,015.61	1,464.28	99.35
442	TELEGRAPH SERVICE	-97,400.00	.00	.00	-95,128.27	-2,271.73	97.67
443	POSTAGE	21,596.00	10,069.00	.00	10,104.74	11,491.26	46.79
444	POSTAGE MACHINE REN	1,376.76	2,752.08	1,376.76	2,752.08	-2,752.08	299.90
445	MAIL/MESSENGER SERV	1,755.29	.00	3,062.05	40.70	-1,347.46	176.77
446	ADVERTISING	4,175.00	471.40	950.00	471.40	2,753.60	34.05
447	INTERNET ACCESS SER	33,775.00	2,723.86	21,792.58	13,619.30	-1,636.88	104.85
451	ELECTRICITY	551,000.00	41,186.55	458,049.37	176,950.63	-84,000.00	115.25
452	WATER AND SEWAGE	314,000.00	35,727.39	212,415.43	142,284.57	-40,700.00	112.96
453	GAS	352,000.00	29,062.92	301,220.11	104,779.89	-54,000.00	115.34
461	PRINTING AND BINDIN	57,807.32	1,125.08	11,795.82	7,302.97	38,708.53	33.04
471	TUITION PD. OTHER O	49,273.00	2,738.80	15,000.00	5,758.20	28,514.80	42.13
474	EXCESS COSTS	270,615.00	.00	.00	.00	270,615.00	.00
475	SPEC ED PMNT WITHIN	2,338,805.73	92,552.11	1,594,438.86	698,712.46	45,654.41	98.05
476	PAYMNT UNDER A VOC.	682,508.59	16,467.28	248,129.59	96,721.40	337,657.60	50.53
477	PAYMNT UNDER OPEN E	10,680.72	2,220.37	28,460.35	2,220.37	-20,000.00	287.25
479	OTHER PAYMENTS	71,397.00	7,322.08	.00	23,340.96	48,056.04	32.69
483	TRANSP. FROM OTHER	1,005,446.00	172,673.34	694,933.88	431,717.18	-121,205.06	112.05
489	TRANSPORTATION OTHR	-297.00	.00	.00	.00	-297.00	.00
499	OTHER PURCHASED SER	250,000.00	.00	.00	.00	250,000.00	.00
	TOTAL PURCHASED SERVICES	14,702,691.90	1,172,758.46	10,195,984.13	5,259,285.19	-752,577.42	105.12

POWERSCHOOL
DATE: 12/19/2022
TIME: 14:53:10

SHAKER HEIGHTS CITY SCHOOLS
EXPENDITURE STATUS REPORT

PAGE NUMBER: 3
EXPSTA11

SELECTION CRITERIA: ALL
ACCOUNTING PERIOD: 5/23

SORTED BY: FUND/SCC,1ST SUBTOTAL,ACCOUNT
TOALED ON: FUND/SCC,1ST SUBTOTAL
PAGE BREAKS ON:

FUND/SCC-0010000 GENERAL
1ST SUBTOTAL-400 GENERAL

ACCOUNT	TITLE	BUDGET	PERIOD EXPENDITURES	ENCUMBRANCES OUTSTANDING	YEAR TO DATE EXP	AVAILABLE BALANCE	YTD/ BUD
1ST SUBTOTAL-500	SUPPLIES AND MATERIALS						
511	CLASSROOM SUPPLIES	623,941.67	35,035.31	225,226.30	329,422.71	69,292.66	88.89
512	OFFICE SUPPLIES	104,215.18	1,647.77	34,051.42	33,425.73	36,738.03	64.75
514	HEALTH & HYGIENE SU	8,448.00	1,632.17	2,049.60	9,573.41	-3,175.01	137.58
516	SOFTWARE MATERIALS	504,687.45	11,911.95	108,660.28	249,437.04	146,590.13	70.95
517	COMPUTER SUPPLIES	36,671.58	2,915.84	14,931.78	23,108.42	-1,368.62	103.73
519	OTHER GENERAL SUPPL	1,239,311.52	21,593.58	1,672,885.05	326,369.21	-759,942.74	161.32
521	NEW TEXTBOOKS	78,929.30	1,615.90	20,736.21	147,833.85	-89,640.76	213.57
522	REPLACEMENT TEXTBOO	745.00	.00	.00	.00	745.00	.00
523	REBINDING TEXTBOOKS	3,653.00	.00	1,012.85	487.15	2,153.00	41.06
524	SUPPLEMENTAL TEXTBO	.00	687.86	.00	687.86	-687.86	.00
525	ELECTRON INSTRUC MA	258,495.50	43,984.96	9,532.07	427,684.99	-178,721.56	169.14
531	NEW LIBRARY BOOKS	116,908.35	9,040.16	38,862.50	28,632.87	49,412.98	57.73
541	NEWSPAPERS	1,554.00	4.00	.00	4.00	1,550.00	.26
542	PERIODICALS	4,833.00	89.00	2,100.00	1,835.50	897.50	81.43
543	ELECTRONIC MEDIA	45.00	.00	.00	.00	45.00	.00
546	SUBSCRIPTION SERVIC	53,787.00	.00	449.63	48,519.38	4,817.99	91.04
549	OTHER	281.00	.00	.00	.00	281.00	.00
560	FOOD & MATERIALS	18,329.78	2,367.05	4,050.94	8,944.47	5,334.37	70.90
569	OTHER	2,745.00	2,661.31	129.50	2,983.34	-367.84	113.40
571	LAND	50,891.43	885.95	18,383.78	1,739.17	30,768.48	39.54
572	BUILDINGS	218,547.45	17,423.32	83,779.83	109,138.29	25,629.33	88.27
573	EQUIPMENT AND FURNI	34,474.00	858.95	633.00	1,123.91	32,717.09	5.10
581	VEHICLE REPAIR PART	289,500.72	8,695.67	224,366.25	99,484.07	-34,349.60	111.87
582	FUEL	275,435.84	31,267.84	126,813.53	128,622.31	20,000.00	92.74
583	TIRES AND TUBES	14,241.37	2,170.72	10,337.78	9,340.59	-5,437.00	138.18
	TOTAL SUPPLIES AND MATERIALS	3,940,672.14	196,489.31	2,598,992.30	1,988,398.27	-646,718.43	116.41
1ST SUBTOTAL-600	CAPITAL OUTLAY						
620	BUILDINGS	39,027.29	.00	72,654.29	.00	-33,627.00	186.16
630	IMPROVEMENTS NON BU	6,384.00	.00	657.00	29,690.12	-23,963.12	475.36
640	EQUIPMENT	1,840,660.88	71,094.46	766,802.16	264,089.05	809,769.67	56.01
644	TECHNICAL EQUIPMENT	212,604.34	9,652.10	20,539.26	100,361.94	91,703.14	56.87
645	CAPITALIZED EQUIPME	188,383.00	.00	40,189.00	10,875.00	137,319.00	27.11
650	VEHICLES	270,635.63	.00	59,094.63	.00	211,541.00	21.84
660	SCHOOL BUSES	520,799.00	.00	520,799.00	.00	.00	100.00
	TOTAL CAPITAL OUTLAY	3,078,494.14	80,746.56	1,480,735.34	405,016.11	1,192,742.69	61.26
1ST SUBTOTAL-800	OTHER OBJECTS						
811	SERIAL BONDS	200,000.00	.00	.00	.00	200,000.00	.00
814	LOAN FOR ENERGY CON	160,000.00	.00	.00	.00	160,000.00	.00
821	SERIAL BONDS	2,000.00	.00	.00	.00	2,000.00	.00
824	LOANS-ENERGY CONSER	21,425.00	.00	.00	.00	21,425.00	.00
841	MEMBERSHIP-PROFESSI	116,465.00	1,890.00	22,781.87	104,946.13	-11,263.00	109.67
843	AUDIT EXAMINATIONS	46,276.00	.00	31,100.00	10,600.00	4,576.00	90.11

POWERSCHOOL
DATE: 12/19/2022
TIME: 14:53:10

SHAKER HEIGHTS CITY SCHOOLS
EXPENDITURE STATUS REPORT

PAGE NUMBER: 4
EXPSTA11

SELECTION CRITERIA: ALL
ACCOUNTING PERIOD: 5/23

SORTED BY: FUND/SCC,1ST SUBTOTAL,ACCOUNT
TOTALLED ON: FUND/SCC,1ST SUBTOTAL
PAGE BREAKS ON:

FUND/SCC-0010000 GENERAL
1ST SUBTOTAL-800 GENERAL

ACCOUNT	TITLE	BUDGET	PERIOD EXPENDITURES	ENCUMBRANCES OUTSTANDING	YEAR TO DATE EXP	AVAILABLE BALANCE	YTD/ BUD
845	PROPERTY TAX COLLEC	1,318,000.00	.00	.00	537,394.25	780,605.75	40.77
848	BANK CHARGES	117,961.18	9,133.02	98,699.13	32,412.05	-13,150.00	111.15
849	OTHER DUES AND FEES	25,751.00	.00	4,692.00	16,662.14	4,396.86	82.93
851	LIABILITY INSURANCE	195,000.00	.00	2,899.52	185,131.48	6,969.00	96.43
864	OUT OF COURT SETTLE	75,003.65	4,965.65	82,314.00	16,085.65	-23,396.00	131.19
869	OTHER JUDGMENTS	613.00	.00	217.00	.00	396.00	35.40
870	TAXES AND ASSESSMEN	5,157.18	.00	5,154.18	.00	3.00	99.94
880	AWARDS AND PRIZES	1,316.00	.00	.00	31.90	1,284.10	2.42
889	OTHER AWARDS AND PR	3,555.00	.00	624.00	.00	2,931.00	17.55
	TOTAL OTHER OBJECTS	2,288,523.01	15,988.67	248,481.70	903,263.60	1,136,777.71	50.33
1ST SUBTOTAL-900 OTHER USES OF FUNDS							
910	TRANSFER & CONTINGE	375,000.00	.00	.00	135,000.00	240,000.00	36.00
	TOTAL OTHER USES OF FUNDS	375,000.00	.00	.00	135,000.00	240,000.00	36.00
	TOTAL GENERAL	108,446,099.37	8,578,338.76	14,844,713.31	43,039,113.15	50,562,272.91	53.38
FUND/SCC-0020000 BOND RETIREMENT							
1ST SUBTOTAL-400 PURCHASED SERVICES							
418	PROF./LEGAL SERVICE	.00	.00	20,000.00	.00	-20,000.00	.00
	TOTAL PURCHASED SERVICES	.00	.00	20,000.00	.00	-20,000.00	.00
1ST SUBTOTAL-800 OTHER OBJECTS							
845	PROPERTY TAX COLLEC	.00	.00	.00	12,418.72	-12,418.72	.00
	TOTAL OTHER OBJECTS	.00	.00	.00	12,418.72	-12,418.72	.00
	TOTAL BOND RETIREMENT	.00	.00	20,000.00	12,418.72	-32,418.72	.00
FUND/SCC-0029400 BOND DEC 2017							
1ST SUBTOTAL-800 OTHER OBJECTS							
845	PROPERTY TAX COLLEC	.00	.00	.00	17,468.90	-17,468.90	.00
	TOTAL OTHER OBJECTS	.00	.00	.00	17,468.90	-17,468.90	.00
	TOTAL BOND DEC 2017	.00	.00	.00	17,468.90	-17,468.90	.00
FUND/SCC-0049165 SSF - TECHNOLOGY PROJECTS							
1ST SUBTOTAL-600 CAPITAL OUTLAY							
644	TECHNICAL EQUIPMENT	2,046.26	.00	2,046.26	.00	.00	100.00
	TOTAL CAPITAL OUTLAY	2,046.26	.00	2,046.26	.00	.00	100.00
	TOTAL SSF - TECHNOLOGY PROJEC	2,046.26	.00	2,046.26	.00	.00	100.00
FUND/SCC-0049167 SSF PROJECTS - RED & WHIT							
1ST SUBTOTAL-600 CAPITAL OUTLAY							
644	TECHNICAL EQUIPMENT	.00	172.00	2,983.75	172.00	-3,155.75	.00
	TOTAL CAPITAL OUTLAY	.00	172.00	2,983.75	172.00	-3,155.75	.00

POWERSCHOOL
DATE: 12/19/2022
TIME: 14:53:10

SHAKER HEIGHTS CITY SCHOOLS
EXPENDITURE STATUS REPORT

PAGE NUMBER: 5
EXPSTA11

SELECTION CRITERIA: ALL
ACCOUNTING PERIOD: 5/23

SORTED BY: FUND/SCC,1ST SUBTOTAL,ACCOUNT
TOTALLED ON: FUND/SCC,1ST SUBTOTAL
PAGE BREAKS ON:

FUND/SCC-0049167 SSF PROJECTS - RED & WHIT
1ST SUBTOTAL-600 SSF PROJECTS - RED & WHIT

ACCOUNT	TITLE	BUDGET	PERIOD EXPENDITURES	ENCUMBRANCES OUTSTANDING	YEAR TO DATE EXP	AVAILABLE BALANCE	YTD/ BUD
TOTAL SSF PROJECTS - RED & WH		.00	172.00	2,983.75	172.00	-3,155.75	.00
FUND/SCC-0049401 BANS FY18 \$9.9MM							
1ST SUBTOTAL-600 CAPITAL OUTLAY							
630 IMPROVEMENTS NON BU		.00	.00	.00	114,768.75	-114,768.75	.00
TOTAL CAPITAL OUTLAY		.00	.00	.00	114,768.75	-114,768.75	.00
TOTAL BANS FY18 \$9.9MM		.00	.00	.00	114,768.75	-114,768.75	.00
FUND/SCC-0060000 FOOD SERVICES							
1ST SUBTOTAL-400 PURCHASED SERVICES							
415 MANAGEMENT SERVICES		167,752.20	285,046.29	600,000.00	462,172.20	-894,420.00	633.18
419 OTHER PROF. & TECH.		.00	.00	2,000.00	.00	-2,000.00	.00
423 REPAIRS & MAINTENAN		743.19	1,640.57	5,743.19	5,964.74	-10,964.74	1575.36
TOTAL PURCHASED SERVICES		168,495.39	286,686.86	607,743.19	468,136.94	-907,384.74	638.52
1ST SUBTOTAL-600 CAPITAL OUTLAY							
640 EQUIPMENT		18,535.90	.00	18,535.90	.00	.00	100.00
650 VEHICLES		2,830.00	.00	2,830.00	.00	.00	100.00
TOTAL CAPITAL OUTLAY		21,365.90	.00	21,365.90	.00	.00	100.00
1ST SUBTOTAL-800 OTHER OBJECTS							
849 OTHER DUES AND FEES		145.00	.00	1,569.00	.00	-1,424.00	1082.07
899 OTHER MISCELLANEOUS		.00	.00	.00	761.00	-761.00	.00
TOTAL OTHER OBJECTS		145.00	.00	1,569.00	761.00	-2,185.00	1606.90
TOTAL FOOD SERVICES		190,006.29	286,686.86	630,678.09	468,897.94	-909,569.74	578.71
FUND/SCC-0079231 LO YOUTH LITERACY GRANT							
1ST SUBTOTAL-500 SUPPLIES AND MATERIALS							
511 CLASSROOM SUPPLIES		.00	1,387.48	1,202.32	1,387.48	-2,589.80	.00
TOTAL SUPPLIES AND MATERIALS		.00	1,387.48	1,202.32	1,387.48	-2,589.80	.00
TOTAL LO YOUTH LITERACY GRANT		.00	1,387.48	1,202.32	1,387.48	-2,589.80	.00
FUND/SCC-0079976 MALTZ MUSEUM AWARD							
1ST SUBTOTAL-400 PURCHASED SERVICES							
433 NONCERTIFIED TRAVEL		.00	.00	2,250.00	.00	-2,250.00	.00
TOTAL PURCHASED SERVICES		.00	.00	2,250.00	.00	-2,250.00	.00
TOTAL MALTZ MUSEUM AWARD		.00	.00	2,250.00	.00	-2,250.00	.00
FUND/SCC-0079993 MHJ - EQUITY FOCUSED FY22							
1ST SUBTOTAL-400 PURCHASED SERVICES							
419 OTHER PROF. & TECH.		30,000.00	.00	.00	30,000.00	.00	100.00

POWERSCHOOL
DATE: 12/19/2022
TIME: 14:53:10

SHAKER HEIGHTS CITY SCHOOLS
EXPENDITURE STATUS REPORT

PAGE NUMBER: 6
EXPSTA11

SELECTION CRITERIA: ALL
ACCOUNTING PERIOD: 5/23

SORTED BY: FUND/SCC,1ST SUBTOTAL,ACCOUNT
TOTALED ON: FUND/SCC,1ST SUBTOTAL
PAGE BREAKS ON:

FUND/SCC-0079993 MHJ - EQUITY FOCUSED FY22
1ST SUBTOTAL-400 MHJ - EQUITY FOCUSED FY22

ACCOUNT	TITLE	BUDGET	PERIOD EXPENDITURES	ENCUMBRANCES OUTSTANDING	YEAR TO DATE EXP	AVAILABLE BALANCE	YTD/ BUD
TOTAL PURCHASED SERVICES		30,000.00	.00	.00	30,000.00	.00	100.00
TOTAL MHJ - EQUITY FOCUSED FY		30,000.00	.00	.00	30,000.00	.00	100.00
FUND/SCC-0079994 MHJ-MS LRNG GARD							
1ST SUBTOTAL-500 SUPPLIES AND MATERIALS							
519 OTHER GENERAL SUPPL		.00	.00	330.00	1,420.00	-1,750.00	.00
TOTAL SUPPLIES AND MATERIALS		.00	.00	330.00	1,420.00	-1,750.00	.00
TOTAL MHJ-MS LRNG GARD		.00	.00	330.00	1,420.00	-1,750.00	.00
FUND/SCC-0079995 MHJ-IC CHAPMAN AWARD							
1ST SUBTOTAL-500 SUPPLIES AND MATERIALS							
511 CLASSROOM SUPPLIES		.00	132.80	17.97	132.80	-150.77	.00
TOTAL SUPPLIES AND MATERIALS		.00	132.80	17.97	132.80	-150.77	.00
TOTAL MHJ-IC CHAPMAN AWARD		.00	132.80	17.97	132.80	-150.77	.00
FUND/SCC-0090000 UNIFORM SCHOOL SUPP							
1ST SUBTOTAL-500 SUPPLIES AND MATERIALS							
511 CLASSROOM SUPPLIES		.00	201.48	.00	201.48	-201.48	.00
TOTAL SUPPLIES AND MATERIALS		.00	201.48	.00	201.48	-201.48	.00
TOTAL UNIFORM SCHOOL SUPP		.00	201.48	.00	201.48	-201.48	.00
FUND/SCC-0099010 STORED VALUE CARDS - BLVD							
1ST SUBTOTAL-500 SUPPLIES AND MATERIALS							
511 CLASSROOM SUPPLIES		.00	354.92	141.62	4,765.65	-4,907.27	.00
TOTAL SUPPLIES AND MATERIALS		.00	354.92	141.62	4,765.65	-4,907.27	.00
TOTAL STORED VALUE CARDS - BL		.00	354.92	141.62	4,765.65	-4,907.27	.00
FUND/SCC-0099020 STORED VALUE CARDS - FERN							
1ST SUBTOTAL-500 SUPPLIES AND MATERIALS							
511 CLASSROOM SUPPLIES		.00	380.33	.00	4,808.91	-4,808.91	.00
TOTAL SUPPLIES AND MATERIALS		.00	380.33	.00	4,808.91	-4,808.91	.00
TOTAL STORED VALUE CARDS - FE		.00	380.33	.00	4,808.91	-4,808.91	.00
FUND/SCC-0099030 STORED VALUE CARDS - LOMO							
1ST SUBTOTAL-500 SUPPLIES AND MATERIALS							
511 CLASSROOM SUPPLIES		.00	131.30	.00	5,622.13	-5,622.13	.00
TOTAL SUPPLIES AND MATERIALS		.00	131.30	.00	5,622.13	-5,622.13	.00
TOTAL STORED VALUE CARDS - LO		.00	131.30	.00	5,622.13	-5,622.13	.00

POWERSCHOOL
DATE: 12/19/2022
TIME: 14:53:10

SHAKER HEIGHTS CITY SCHOOLS
EXPENDITURE STATUS REPORT

PAGE NUMBER: 7
EXPSTA11

SELECTION CRITERIA: ALL
ACCOUNTING PERIOD: 5/23

SORTED BY: FUND/SCC,1ST SUBTOTAL,ACCOUNT
TOTALLED ON: FUND/SCC,1ST SUBTOTAL
PAGE BREAKS ON:

FUND/SCC-0099060 STORED VALUE CARDS - MERC
1ST SUBTOTAL-500 STORED VALUE CARDS - MERC

ACCOUNT	- - - - TITLE - - - -	BUDGET	PERIOD EXPENDITURES	ENCUMBRANCES OUTSTANDING	YEAR TO DATE EXP	AVAILABLE BALANCE	YTD/ BUD
FUND/SCC-0099060	STORED VALUE CARDS - MERC						
1ST SUBTOTAL-500	SUPPLIES AND MATERIALS						
511	CLASSROOM SUPPLIES	.00	433.07	.00	5,055.08	-5,055.08	.00
	TOTAL SUPPLIES AND MATERIALS	.00	433.07	.00	5,055.08	-5,055.08	.00
	TOTAL STORED VALUE CARDS - ME	.00	433.07	.00	5,055.08	-5,055.08	.00
FUND/SCC-0099080	STORED VALUE CARDS - ONAW						
1ST SUBTOTAL-500	SUPPLIES AND MATERIALS						
511	CLASSROOM SUPPLIES	.00	136.38	.00	3,689.53	-3,689.53	.00
	TOTAL SUPPLIES AND MATERIALS	.00	136.38	.00	3,689.53	-3,689.53	.00
	TOTAL STORED VALUE CARDS - ON	.00	136.38	.00	3,689.53	-3,689.53	.00
FUND/SCC-0099110	STORED VALUE CARDS - WOOD						
1ST SUBTOTAL-500	SUPPLIES AND MATERIALS						
511	CLASSROOM SUPPLIES	.00	421.38	.00	12,205.73	-12,205.73	.00
	TOTAL SUPPLIES AND MATERIALS	.00	421.38	.00	12,205.73	-12,205.73	.00
	TOTAL STORED VALUE CARDS - WO	.00	421.38	.00	12,205.73	-12,205.73	.00
FUND/SCC-0099209	STORED VALUE CARDS - MAST						
1ST SUBTOTAL-500	SUPPLIES AND MATERIALS						
511	CLASSROOM SUPPLIES	.00	-68,144.44	.00	-2,471.70	2,471.70	.00
	TOTAL SUPPLIES AND MATERIALS	.00	-68,144.44	.00	-2,471.70	2,471.70	.00
	TOTAL STORED VALUE CARDS - MA	.00	-68,144.44	.00	-2,471.70	2,471.70	.00
FUND/SCC-0099218	INSTRUCTIONAL FEES HIGH S						
1ST SUBTOTAL-500	SUPPLIES AND MATERIALS						
511	CLASSROOM SUPPLIES	.00	231.40	2,000.00	10,453.44	-12,453.44	.00
	TOTAL SUPPLIES AND MATERIALS	.00	231.40	2,000.00	10,453.44	-12,453.44	.00
	TOTAL INSTRUCTIONAL FEES HIGH	.00	231.40	2,000.00	10,453.44	-12,453.44	.00
FUND/SCC-0119231	SPECIAL TEST - AP						
1ST SUBTOTAL-500	SUPPLIES AND MATERIALS						
519	OTHER GENERAL SUPPL	3,822.00	.00	3,822.00	.00	.00	100.00
569	OTHER	.00	.00	510.00	.00	-510.00	.00
	TOTAL SUPPLIES AND MATERIALS	3,822.00	.00	4,332.00	.00	-510.00	113.34
	TOTAL SPECIAL TEST - AP	3,822.00	.00	4,332.00	.00	-510.00	113.34
FUND/SCC-0119588	IB TESTING						
1ST SUBTOTAL-800	OTHER OBJECTS						
849	OTHER DUES AND FEES	.00	34,531.00	350.00	34,531.00	-34,881.00	.00

POWERSCHOOL
DATE: 12/19/2022
TIME: 14:53:10

SHAKER HEIGHTS CITY SCHOOLS
EXPENDITURE STATUS REPORT

PAGE NUMBER: 8
EXPSTA11

SELECTION CRITERIA: ALL
ACCOUNTING PERIOD: 5/23

SORTED BY: FUND/SCC,1ST SUBTOTAL,ACCOUNT
TOTALLED ON: FUND/SCC,1ST SUBTOTAL
PAGE BREAKS ON:

FUND/SCC-0119588 IB TESTING
1ST SUBTOTAL-800 IB TESTING

ACCOUNT	- - - - TITLE - - - -	BUDGET	PERIOD EXPENDITURES	ENCUMBRANCES OUTSTANDING	YEAR TO DATE EXP	AVAILABLE BALANCE	YTD/ BUD
TOTAL OTHER OBJECTS		.00	34,531.00	350.00	34,531.00	-34,881.00	.00
TOTAL IB TESTING		.00	34,531.00	350.00	34,531.00	-34,881.00	.00
FUND/SCC-0119918 EL SISTEMA - LOMOND VIOLI							
1ST SUBTOTAL-400 PURCHASED SERVICES							
419 OTHER PROF. & TECH.		.00	.00	4,000.00	.00	-4,000.00	.00
TOTAL PURCHASED SERVICES		.00	.00	4,000.00	.00	-4,000.00	.00
1ST SUBTOTAL-500 SUPPLIES AND MATERIALS							
519 OTHER GENERAL SUPPL		.00	.00	440.00	.00	-440.00	.00
TOTAL SUPPLIES AND MATERIALS		.00	.00	440.00	.00	-440.00	.00
TOTAL EL SISTEMA - LOMOND VIO		.00	.00	4,440.00	.00	-4,440.00	.00
FUND/SCC-0149235 GERMAN SUMMER TRAVEL							
1ST SUBTOTAL-400 PURCHASED SERVICES							
419 OTHER PROF. & TECH.		.00	.00	.00	2,315.64	-2,315.64	.00
439 OTHER TRAV./MEET EX		.00	.00	118.08	4,531.48	-4,649.56	.00
489 TRANSPORTATION OTHR		.00	.00	.00	1,289.50	-1,289.50	.00
TOTAL PURCHASED SERVICES		.00	.00	118.08	8,136.62	-8,254.70	.00
TOTAL GERMAN SUMMER TRAVEL		.00	.00	118.08	8,136.62	-8,254.70	.00
FUND/SCC-0149237 ROTARY-INTERNAL SERV OTHE							
1ST SUBTOTAL-400 PURCHASED SERVICES							
419 OTHER PROF. & TECH.		.00	.00	2,946.00	2,612.00	-5,558.00	.00
TOTAL PURCHASED SERVICES		.00	.00	2,946.00	2,612.00	-5,558.00	.00
1ST SUBTOTAL-500 SUPPLIES AND MATERIALS							
519 OTHER GENERAL SUPPL		.00	.00	.00	240.00	-240.00	.00
TOTAL SUPPLIES AND MATERIALS		.00	.00	.00	240.00	-240.00	.00
TOTAL ROTARY-INTERNAL SERV OT		.00	.00	2,946.00	2,852.00	-5,798.00	.00
FUND/SCC-0149238 RTA TICKETS							
1ST SUBTOTAL-400 PURCHASED SERVICES							
483 TRANSP. FROM OTHER		.00	.00	3,500.00	1,137.50	-4,637.50	.00
TOTAL PURCHASED SERVICES		.00	.00	3,500.00	1,137.50	-4,637.50	.00
TOTAL RTA TICKETS		.00	.00	3,500.00	1,137.50	-4,637.50	.00
FUND/SCC-0149241 TRANSCRIPT FEES							
1ST SUBTOTAL-400 PURCHASED SERVICES							
419 OTHER PROF. & TECH.		.00	.00	.00	1,258.57	-1,258.57	.00
TOTAL PURCHASED SERVICES		.00	.00	.00	1,258.57	-1,258.57	.00

POWERSCHOOL
DATE: 12/19/2022
TIME: 14:53:10

SHAKER HEIGHTS CITY SCHOOLS
EXPENDITURE STATUS REPORT

PAGE NUMBER: 9
EXPSTA11

SELECTION CRITERIA: ALL
ACCOUNTING PERIOD: 5/23

SORTED BY: FUND/SCC,1ST SUBTOTAL,ACCOUNT
TOTALLED ON: FUND/SCC,1ST SUBTOTAL
PAGE BREAKS ON:

FUND/SCC-0149241 TRANSCRIPT FEES
1ST SUBTOTAL-400 TRANSCRIPT FEES

ACCOUNT	- - - - TITLE - - - -	BUDGET	PERIOD EXPENDITURES	ENCUMBRANCES OUTSTANDING	YEAR TO DATE EXP	AVAILABLE BALANCE	YTD/ BUD
	TOTAL TRANSCRIPT FEES	.00	.00	.00	1,258.57	-1,258.57	.00
FUND/SCC-0149852	CHILE TRIPS						
1ST SUBTOTAL-400	PURCHASED SERVICES						
489	TRANSPORTATION OTHR	.00	.00	.00	52.00	-52.00	.00
	TOTAL PURCHASED SERVICES	.00	.00	.00	52.00	-52.00	.00
1ST SUBTOTAL-500	SUPPLIES AND MATERIALS						
519	OTHER GENERAL SUPPL	.00	.00	.00	660.82	-660.82	.00
	TOTAL SUPPLIES AND MATERIALS	.00	.00	.00	660.82	-660.82	.00
	TOTAL CHILE TRIPS	.00	.00	.00	712.82	-712.82	.00
FUND/SCC-0189245	CHOIR/ORCH BOOSTER						
1ST SUBTOTAL-400	PURCHASED SERVICES						
419	OTHER PROF. & TECH.	.00	.00	3,000.00	.00	-3,000.00	.00
439	OTHER TRAV./MEET EX	.00	4,900.00	18,963.00	31,975.00	-50,938.00	.00
489	TRANSPORTATION OTHR	.00	.00	6,430.00	.00	-6,430.00	.00
	TOTAL PURCHASED SERVICES	.00	4,900.00	28,393.00	31,975.00	-60,368.00	.00
1ST SUBTOTAL-500	SUPPLIES AND MATERIALS						
519	OTHER GENERAL SUPPL	.00	.00	1,700.00	148.38	-1,848.38	.00
	TOTAL SUPPLIES AND MATERIALS	.00	.00	1,700.00	148.38	-1,848.38	.00
	TOTAL CHOIR/ORCH BOOSTER	.00	4,900.00	30,093.00	32,123.38	-62,216.38	.00
FUND/SCC-0189246	LOMOND BOOK FAIR						
1ST SUBTOTAL-500	SUPPLIES AND MATERIALS						
519	OTHER GENERAL SUPPL	.00	.00	.00	3,340.50	-3,340.50	.00
	TOTAL SUPPLIES AND MATERIALS	.00	.00	.00	3,340.50	-3,340.50	.00
	TOTAL LOMOND BOOK FAIR	.00	.00	.00	3,340.50	-3,340.50	.00
FUND/SCC-0189251	ASIAN STUDIES TRAVEL						
1ST SUBTOTAL-400	PURCHASED SERVICES						
439	OTHER TRAV./MEET EX	.00	.00	.00	57.18	-57.18	.00
	TOTAL PURCHASED SERVICES	.00	.00	.00	57.18	-57.18	.00
	TOTAL ASIAN STUDIES TRAVEL	.00	.00	.00	57.18	-57.18	.00
FUND/SCC-0189257	WOODBURY 6TH GRADE CAMP						
1ST SUBTOTAL-500	SUPPLIES AND MATERIALS						
519	OTHER GENERAL SUPPL	42,000.00	.00	.00	43,692.31	-1,692.31	104.03
	TOTAL SUPPLIES AND MATERIALS	42,000.00	.00	.00	43,692.31	-1,692.31	104.03

POWERSCHOOL
DATE: 12/19/2022
TIME: 14:53:10

SHAKER HEIGHTS CITY SCHOOLS
EXPENDITURE STATUS REPORT

PAGE NUMBER: 10
EXPSTA11

SELECTION CRITERIA: ALL
ACCOUNTING PERIOD: 5/23

SORTED BY: FUND/SCC,1ST SUBTOTAL,ACCOUNT
TOTALED ON: FUND/SCC,1ST SUBTOTAL
PAGE BREAKS ON:

FUND/SCC-0189257 WOODBURY 6TH GRADE CAMP
1ST SUBTOTAL-500 WOODBURY 6TH GRADE CAMP

ACCOUNT	TITLE	BUDGET	PERIOD EXPENDITURES	ENCUMBRANCES OUTSTANDING	YEAR TO DATE EXP	AVAILABLE BALANCE	YTD/ BUD
TOTAL WOODBURY 6TH GRADE CAMP		42,000.00	.00	.00	43,692.31	-1,692.31	104.03
FUND/SCC-0189283 LOMOND							
1ST SUBTOTAL-500 SUPPLIES AND MATERIALS							
519 OTHER GENERAL SUPPL		150.00	.00	150.00	348.25	-348.25	332.17
TOTAL SUPPLIES AND MATERIALS		150.00	.00	150.00	348.25	-348.25	332.17
TOTAL LOMOND		150.00	.00	150.00	348.25	-348.25	332.17
FUND/SCC-0189287 MIDDLE SCHOOL							
1ST SUBTOTAL-200 EMPLOYEE RETIREMNT & INS.							
233 MEETING EXPENSE-SUP		205.54	.00	205.54	5,040.00	-5,040.00	2552.08
TOTAL EMPLOYEE RETIREMNT & IN		205.54	.00	205.54	5,040.00	-5,040.00	2552.08
1ST SUBTOTAL-400 PURCHASED SERVICES							
419 OTHER PROF. & TECH.		2,201.44	450.00	2,149.44	450.00	-398.00	118.08
TOTAL PURCHASED SERVICES		2,201.44	450.00	2,149.44	450.00	-398.00	118.08
1ST SUBTOTAL-500 SUPPLIES AND MATERIALS							
519 OTHER GENERAL SUPPL		5,940.18	.00	.00	7,391.33	-1,451.15	124.43
TOTAL SUPPLIES AND MATERIALS		5,940.18	.00	.00	7,391.33	-1,451.15	124.43
TOTAL MIDDLE SCHOOL		8,347.16	450.00	2,354.98	12,881.33	-6,889.15	182.53
FUND/SCC-0189288 HIGH SCHOOL							
1ST SUBTOTAL-400 PURCHASED SERVICES							
419 OTHER PROF. & TECH.		.00	3,547.00	.00	3,547.00	-3,547.00	.00
489 TRANSPORTATION OTHR		.00	1,920.00	.00	3,947.75	-3,947.75	.00
TOTAL PURCHASED SERVICES		.00	5,467.00	.00	7,494.75	-7,494.75	.00
1ST SUBTOTAL-500 SUPPLIES AND MATERIALS							
511 CLASSROOM SUPPLIES		286.21	168.40	1,608.59	4,649.56	-5,971.94	2186.56
519 OTHER GENERAL SUPPL		675.00	203.38	675.00	10,151.20	-10,151.20	1603.88
569 OTHER		.00	556.96	.00	759.77	-759.77	.00
TOTAL SUPPLIES AND MATERIALS		961.21	928.74	2,283.59	15,560.53	-16,882.91	1856.42
TOTAL HIGH SCHOOL		961.21	6,395.74	2,283.59	23,055.28	-24,377.66	2636.14
FUND/SCC-0189289 PTO GRANTS - HIGH SCHOOL							
1ST SUBTOTAL-500 SUPPLIES AND MATERIALS							
511 CLASSROOM SUPPLIES		.00	.00	.00	-62.65	62.65	.00
519 OTHER GENERAL SUPPL		308.00	68.99	.00	-3.64	311.64	-1.18
TOTAL SUPPLIES AND MATERIALS		308.00	68.99	.00	-66.29	374.29	-21.52
TOTAL PTO GRANTS - HIGH SCHOO		308.00	68.99	.00	-66.29	374.29	-21.52

POWERSCHOOL
DATE: 12/19/2022
TIME: 14:53:10

SHAKER HEIGHTS CITY SCHOOLS
EXPENDITURE STATUS REPORT

PAGE NUMBER: 11
EXPSTA11

SELECTION CRITERIA: ALL
ACCOUNTING PERIOD: 5/23

SORTED BY: FUND/SCC,1ST SUBTOTAL,ACCOUNT
TOTALLED ON: FUND/SCC,1ST SUBTOTAL
PAGE BREAKS ON:

FUND/SCC-0189920 SWEETHEART DANCE FKA FATH
1ST SUBTOTAL-500 SWEETHEART DANCE FKA FATH

ACCOUNT	- - - - - TITLE - - - - -	BUDGET	PERIOD EXPENDITURES	ENCUMBRANCES OUTSTANDING	YEAR TO DATE EXP	AVAILABLE BALANCE	YTD/ BUD
FUND/SCC-0189920	SWEETHEART DANCE FKA FATH						
1ST SUBTOTAL-500	SUPPLIES AND MATERIALS						
519	OTHER GENERAL SUPPL	.00	.00	864.00	.00	-864.00	.00
	TOTAL SUPPLIES AND MATERIALS	.00	.00	864.00	.00	-864.00	.00
	TOTAL SWEETHEART DANCE FKA FA	.00	.00	864.00	.00	-864.00	.00
FUND/SCC-0189927	MOTHER SON BRUNCH						
1ST SUBTOTAL-500	SUPPLIES AND MATERIALS						
519	OTHER GENERAL SUPPL	.00	.00	562.50	.00	-562.50	.00
	TOTAL SUPPLIES AND MATERIALS	.00	.00	562.50	.00	-562.50	.00
	TOTAL MOTHER SON BRUNCH	.00	.00	562.50	.00	-562.50	.00
FUND/SCC-0220000	STRS						
1ST SUBTOTAL-200	EMPLOYEE RETIREMNT & INS.						
211	STRS-EMPLOYER'S SHA	.00	-10,264.37	.00	-20,896.63	20,896.63	.00
	TOTAL EMPLOYEE RETIREMNT & IN	.00	-10,264.37	.00	-20,896.63	20,896.63	.00
	TOTAL STRS	.00	-10,264.37	.00	-20,896.63	20,896.63	.00
FUND/SCC-0229269	DEARBORN OPT LIFE INSUR						
1ST SUBTOTAL-200	EMPLOYEE RETIREMNT & INS.						
242	LIFE INSURANCE	.00	4,352.98	.00	21,708.40	-21,708.40	.00
	TOTAL EMPLOYEE RETIREMNT & IN	.00	4,352.98	.00	21,708.40	-21,708.40	.00
	TOTAL DEARBORN OPT LIFE INSUR	.00	4,352.98	.00	21,708.40	-21,708.40	.00
FUND/SCC-0229270	STRS PICKUP						
1ST SUBTOTAL-200	EMPLOYEE RETIREMNT & INS.						
212	STRS-EMPLOYER'S SHA	.00	.00	.00	.00	.00	.00
	TOTAL EMPLOYEE RETIREMNT & IN	.00	.00	.00	.00	.00	.00
	TOTAL STRS PICKUP	.00	.00	.00	.00	.00	.00
FUND/SCC-0229271	MEDICARE TAX						
1ST SUBTOTAL-200	EMPLOYEE RETIREMNT & INS.						
213	SOCIAL SECURITY	.00	.00	.00	.00	.00	.00
223	SOCIAL SECURITY	.00	.00	.00	.00	.00	.00
	TOTAL EMPLOYEE RETIREMNT & IN	.00	.00	.00	.00	.00	.00
	TOTAL MEDICARE TAX	.00	.00	.00	.00	.00	.00
FUND/SCC-0229272	SERS						
1ST SUBTOTAL-200	EMPLOYEE RETIREMNT & INS.						
221	SERS-EMPLOYER'S SHA	.00	-9,039.24	.00	28,220.39	-28,220.39	.00

POWERSCHOOL
DATE: 12/19/2022
TIME: 14:53:10

SHAKER HEIGHTS CITY SCHOOLS
EXPENDITURE STATUS REPORT

PAGE NUMBER: 12
EXPSTA11

SELECTION CRITERIA: ALL
ACCOUNTING PERIOD: 5/23

SORTED BY: FUND/SCC,1ST SUBTOTAL,ACCOUNT
TOTALLED ON: FUND/SCC,1ST SUBTOTAL
PAGE BREAKS ON:

FUND/SCC-0229272 SERS
1ST SUBTOTAL-200 SERS

ACCOUNT	TITLE	BUDGET	PERIOD EXPENDITURES	ENCUMBRANCES OUTSTANDING	YEAR TO DATE EXP	AVAILABLE BALANCE	YTD/ BUD
TOTAL EMPLOYEE RETIREMNT & IN		.00	-9,039.24	.00	28,220.39	-28,220.39	.00
TOTAL SERS		.00	-9,039.24	.00	28,220.39	-28,220.39	.00
FUND/SCC-0229273 SERS PICKUP							
1ST SUBTOTAL-200 EMPLOYEE RETIREMNT & INS.							
222 SERS-EMPLOYER'S SHA		.00	.00	.00	.00	.00	.00
TOTAL EMPLOYEE RETIREMNT & IN		.00	.00	.00	.00	.00	.00
TOTAL SERS PICKUP		.00	.00	.00	.00	.00	.00
FUND/SCC-0229290 ALLSTATE VOLUNTARY INSURA							
1ST SUBTOTAL-200 EMPLOYEE RETIREMNT & INS.							
242 LIFE INSURANCE		.00	17,788.55	.00	88,663.02	-88,663.02	.00
TOTAL EMPLOYEE RETIREMNT & IN		.00	17,788.55	.00	88,663.02	-88,663.02	.00
TOTAL ALLSTATE VOLUNTARY INSU		.00	17,788.55	.00	88,663.02	-88,663.02	.00
FUND/SCC-0229291 LINCOLN NATIONAL LTD							
1ST SUBTOTAL-200 EMPLOYEE RETIREMNT & INS.							
242 LIFE INSURANCE		.00	4,348.43	.00	21,500.97	-21,500.97	.00
TOTAL EMPLOYEE RETIREMNT & IN		.00	4,348.43	.00	21,500.97	-21,500.97	.00
TOTAL LINCOLN NATIONAL LTD		.00	4,348.43	.00	21,500.97	-21,500.97	.00
FUND/SCC-0229293 MEDICAL MUTUAL FLEX PLAN							
1ST SUBTOTAL-800 OTHER OBJECTS							
849 OTHER DUES AND FEES		.00	928.80	.00	4,665.60	-4,665.60	.00
859 OTHER INSURANCE		.00	22,052.39	.00	84,484.03	-84,484.03	.00
TOTAL OTHER OBJECTS		.00	22,981.19	.00	89,149.63	-89,149.63	.00
TOTAL MEDICAL MUTUAL FLEX PLA		.00	22,981.19	.00	89,149.63	-89,149.63	.00
FUND/SCC-0229294 LEGAL SHIELD EMPLOYEE PD							
1ST SUBTOTAL-200 EMPLOYEE RETIREMNT & INS.							
242 LIFE INSURANCE		.00	1,254.50	.00	6,070.72	-6,070.72	.00
TOTAL EMPLOYEE RETIREMNT & IN		.00	1,254.50	.00	6,070.72	-6,070.72	.00
TOTAL LEGAL SHIELD EMPLOYEE P		.00	1,254.50	.00	6,070.72	-6,070.72	.00
FUND/SCC-0229801 HATHAWAY BROWN-AGENCY							
1ST SUBTOTAL-100 PERSONAL SERVICES							
111 REGULAR		.00	.00	.00	33,724.34	-33,724.34	.00
TOTAL PERSONAL SERVICES		.00	.00	.00	33,724.34	-33,724.34	.00
1ST SUBTOTAL-200 EMPLOYEE RETIREMNT & INS.							

POWERSCHOOL
DATE: 12/19/2022
TIME: 14:53:10

SHAKER HEIGHTS CITY SCHOOLS
EXPENDITURE STATUS REPORT

PAGE NUMBER: 13
EXPSTA11

SELECTION CRITERIA: ALL
ACCOUNTING PERIOD: 5/23

SORTED BY: FUND/SCC,1ST SUBTOTAL,ACCOUNT
TOTALLED ON: FUND/SCC,1ST SUBTOTAL
PAGE BREAKS ON:

FUND/SCC-0229801 HATHAWAY BROWN-AGENCY
1ST SUBTOTAL-200 HATHAWAY BROWN-AGENCY

ACCOUNT	- - - - TITLE - - - -	BUDGET	PERIOD EXPENDITURES	ENCUMBRANCES OUTSTANDING	YEAR TO DATE EXP	AVAILABLE BALANCE	YTD/ BUD
211	STRS-EMPLOYER'S SHA	.00	.00	.00	4,721.41	-4,721.41	.00
213	SOCIAL SECURITY	.00	.00	.00	470.04	-470.04	.00
241	MEDICAL/HOSPITALIZA	.00	.00	.00	6,620.20	-6,620.20	.00
242	LIFE INSURANCE	.00	.00	.00	32.00	-32.00	.00
243	DENTAL INSURANCE	.00	.00	.00	483.90	-483.90	.00
249	CERTIFIED OTHER INS	.00	.00	.00	1,643.60	-1,643.60	.00
	TOTAL EMPLOYEE RETIREMNT & IN	.00	.00	.00	13,971.15	-13,971.15	.00
	TOTAL HATHAWAY BROWN-AGENCY	.00	.00	.00	47,695.49	-47,695.49	.00

FUND/SCC-0229802 LAUREL SCHOOL-AGENCY
1ST SUBTOTAL-100 PERSONAL SERVICES

111	REGULAR	.00	7,031.17	.00	39,260.99	-39,260.99	.00
121	SICK LEAVE	.00	1,048.13	.00	1,048.13	-1,048.13	.00
	TOTAL PERSONAL SERVICES	.00	8,079.30	.00	40,309.12	-40,309.12	.00

1ST SUBTOTAL-200 EMPLOYEE RETIREMNT & INS.

211	STRS-EMPLOYER'S SHA	.00	1,131.10	.00	5,643.26	-5,643.26	.00
213	SOCIAL SECURITY	.00	113.36	.00	565.55	-565.55	.00
241	MEDICAL/HOSPITALIZA	.00	1,324.04	.00	6,620.20	-6,620.20	.00
242	LIFE INSURANCE	.00	6.40	.00	32.00	-32.00	.00
243	DENTAL INSURANCE	.00	96.78	.00	483.90	-483.90	.00
249	CERTIFIED OTHER INS	.00	328.72	.00	1,643.60	-1,643.60	.00
	TOTAL EMPLOYEE RETIREMNT & IN	.00	3,000.40	.00	14,988.51	-14,988.51	.00
	TOTAL LAUREL SCHOOL-AGENCY	.00	11,079.70	.00	55,297.63	-55,297.63	.00

FUND/SCC-0229804 GRANT HOLDING ACCOUNT
1ST SUBTOTAL-500 SUPPLIES AND MATERIALS

511	CLASSROOM SUPPLIES	.00	-190,473.68	.00	29,460.36	-29,460.36	.00
	TOTAL SUPPLIES AND MATERIALS	.00	-190,473.68	.00	29,460.36	-29,460.36	.00

1ST SUBTOTAL-600 CAPITAL OUTLAY

630	IMPROVEMENTS NON BU	.00	.00	.00	-114,768.75	114,768.75	.00
	TOTAL CAPITAL OUTLAY	.00	.00	.00	-114,768.75	114,768.75	.00

1ST SUBTOTAL-800 OTHER OBJECTS

856	BENEFITS AND CLAIMS	.00	.00	.00	-375,000.00	375,000.00	.00
	TOTAL OTHER OBJECTS	.00	.00	.00	-375,000.00	375,000.00	.00
	TOTAL GRANT HOLDING ACCOUNT	.00	-190,473.68	.00	-460,308.39	460,308.39	.00

FUND/SCC-0229806 UNIVERSITY SCHOOL-AGENCY
1ST SUBTOTAL-100 PERSONAL SERVICES

111	REGULAR	.00	6,635.67	.00	36,928.69	-36,928.69	.00
121	SICK LEAVE	.00	989.17	.00	989.17	-989.17	.00

POWERSCHOOL
DATE: 12/19/2022
TIME: 14:53:10

SHAKER HEIGHTS CITY SCHOOLS
EXPENDITURE STATUS REPORT

PAGE NUMBER: 14
EXPSTA11

SELECTION CRITERIA: ALL
ACCOUNTING PERIOD: 5/23

SORTED BY: FUND/SCC,1ST SUBTOTAL,ACCOUNT
TOTAL ON: FUND/SCC,1ST SUBTOTAL
PAGE BREAKS ON:

FUND/SCC-0229806 UNIVERSITY SCHOOL-AGENCY
1ST SUBTOTAL-100 UNIVERSITY SCHOOL-AGENCY

ACCOUNT	- - - - TITLE - - - -	BUDGET	PERIOD EXPENDITURES	ENCUMBRANCES OUTSTANDING	YEAR TO DATE EXP	AVAILABLE BALANCE	YTD/ BUD
122	PERSONAL LEAVE	.00	.00	.00	123.65	-123.65	.00
	TOTAL PERSONAL SERVICES	.00	7,624.84	.00	38,041.51	-38,041.51	.00
1ST SUBTOTAL-200	EMPLOYEE RETIREMNT & INS.						
211	STRS-EMPLOYER'S SHA	.00	1,067.48	.00	5,325.82	-5,325.82	.00
213	SOCIAL SECURITY	.00	106.76	.00	532.64	-532.64	.00
241	MEDICAL/HOSPITALIZA	.00	1,324.04	.00	6,620.20	-6,620.20	.00
242	LIFE INSURANCE	.00	6.40	.00	32.00	-32.00	.00
243	DENTAL INSURANCE	.00	96.78	.00	483.90	-483.90	.00
249	CERTIFIED OTHER INS	.00	328.72	.00	1,643.60	-1,643.60	.00
	TOTAL EMPLOYEE RETIREMNT & IN	.00	2,930.18	.00	14,638.16	-14,638.16	.00
	TOTAL UNIVERSITY SCHOOL-AGENC	.00	10,555.02	.00	52,679.67	-52,679.67	.00
FUND/SCC-0240000	EMP. BEN/SELF INS.PRESCRI						
1ST SUBTOTAL-800	OTHER OBJECTS						
856	BENEFITS AND CLAIMS	.00	305,434.87	.00	1,058,674.77	-1,058,674.77	.00
	TOTAL OTHER OBJECTS	.00	305,434.87	.00	1,058,674.77	-1,058,674.77	.00
	TOTAL EMP. BEN/SELF INS.PRESC	.00	305,434.87	.00	1,058,674.77	-1,058,674.77	.00
FUND/SCC-0249261	EMP. BEN/SELF INS./DENTAL						
1ST SUBTOTAL-400	PURCHASED SERVICES						
491	THIRD PARTY ADMINIS	.00	2,500.02	.00	12,387.24	-12,387.24	.00
	TOTAL PURCHASED SERVICES	.00	2,500.02	.00	12,387.24	-12,387.24	.00
1ST SUBTOTAL-800	OTHER OBJECTS						
856	BENEFITS AND CLAIMS	.00	42,633.30	.00	248,483.51	-248,483.51	.00
	TOTAL OTHER OBJECTS	.00	42,633.30	.00	248,483.51	-248,483.51	.00
	TOTAL EMP. BEN/SELF INS./DENT	.00	45,133.32	.00	260,870.75	-260,870.75	.00
FUND/SCC-0249262	EMP. BEN/SELF INS./HEALTH						
1ST SUBTOTAL-400	PURCHASED SERVICES						
491	THIRD PARTY ADMINIS	.00	26,406.81	.00	129,892.62	-129,892.62	.00
492	STOP LOSS INSURANCE	.00	77,508.49	.00	381,344.84	-381,344.84	.00
499	OTHER PURCHASED SER	.00	4,100.00	.00	20,500.00	-20,500.00	.00
	TOTAL PURCHASED SERVICES	.00	108,015.30	.00	531,737.46	-531,737.46	.00
1ST SUBTOTAL-800	OTHER OBJECTS						
856	BENEFITS AND CLAIMS	.00	1,061,530.67	.00	4,581,275.81	-4,581,275.81	.00
889	OTHER AWARDS AND PR	.00	6,435.00	18,660.00	26,116.33	-44,776.33	.00
	TOTAL OTHER OBJECTS	.00	1,067,965.67	18,660.00	4,607,392.14	-4,626,052.14	.00
	TOTAL EMP. BEN/SELF INS./HEAL	.00	1,175,980.97	18,660.00	5,139,129.60	-5,157,789.60	.00

POWERSCHOOL
DATE: 12/19/2022
TIME: 14:53:10

SHAKER HEIGHTS CITY SCHOOLS
EXPENDITURE STATUS REPORT

PAGE NUMBER: 15
EXPSTA11

SELECTION CRITERIA: ALL
ACCOUNTING PERIOD: 5/23

SORTED BY: FUND/SCC,1ST SUBTOTAL,ACCOUNT
TOTALED ON: FUND/SCC,1ST SUBTOTAL
PAGE BREAKS ON:

FUND/SCC-0249264 EMP. BEN/SELF INS./COBRA
1ST SUBTOTAL-800 EMP. BEN/SELF INS./COBRA

ACCOUNT	TITLE	BUDGET	PERIOD EXPENDITURES	ENCUMBRANCES OUTSTANDING	YEAR TO DATE EXP	AVAILABLE BALANCE	YTD/ BUD
FUND/SCC-0249264 EMP. BEN/SELF INS./COBRA							
1ST SUBTOTAL-800 OTHER OBJECTS							
856 BENEFITS AND CLAIMS		.00	.00	.00	300.00	-300.00	.00
TOTAL OTHER OBJECTS		.00	.00	.00	300.00	-300.00	.00
TOTAL EMP. BEN/SELF INS./COBR		.00	.00	.00	300.00	-300.00	.00
FUND/SCC-0249270 DEARBORN LIFE INSURANCE							
1ST SUBTOTAL-200 EMPLOYEE RETIREMNT & INS.							
242 LIFE INSURANCE		.00	5,246.72	.00	25,702.40	-25,702.40	.00
TOTAL EMPLOYEE RETIREMNT & IN		.00	5,246.72	.00	25,702.40	-25,702.40	.00
TOTAL DEARBORN LIFE INSURANCE		.00	5,246.72	.00	25,702.40	-25,702.40	.00
FUND/SCC-2009501 BOOKSTORE							
1ST SUBTOTAL-500 SUPPLIES AND MATERIALS							
519 OTHER GENERAL SUPPL		.00	343.70	1,846.80	4,930.70	-6,777.50	.00
TOTAL SUPPLIES AND MATERIALS		.00	343.70	1,846.80	4,930.70	-6,777.50	.00
TOTAL BOOKSTORE		.00	343.70	1,846.80	4,930.70	-6,777.50	.00
FUND/SCC-2009502 CHEERLEADERS							
1ST SUBTOTAL-500 SUPPLIES AND MATERIALS							
519 OTHER GENERAL SUPPL		.00	.00	1,346.74	3,100.30	-4,447.04	.00
TOTAL SUPPLIES AND MATERIALS		.00	.00	1,346.74	3,100.30	-4,447.04	.00
TOTAL CHEERLEADERS		.00	.00	1,346.74	3,100.30	-4,447.04	.00
FUND/SCC-2009503 ACADEMIC CHALLENGE							
1ST SUBTOTAL-500 SUPPLIES AND MATERIALS							
569 OTHER		.00	.00	.00	55.00	-55.00	.00
TOTAL SUPPLIES AND MATERIALS		.00	.00	.00	55.00	-55.00	.00
TOTAL ACADEMIC CHALLENGE		.00	.00	.00	55.00	-55.00	.00
FUND/SCC-2009506 YOUTH ENDING HUNGER							
1ST SUBTOTAL-500 SUPPLIES AND MATERIALS							
519 OTHER GENERAL SUPPL		.00	.00	38.71	1,030.00	-1,068.71	.00
TOTAL SUPPLIES AND MATERIALS		.00	.00	38.71	1,030.00	-1,068.71	.00
TOTAL YOUTH ENDING HUNGER		.00	.00	38.71	1,030.00	-1,068.71	.00
FUND/SCC-2009508 AFRICAN AMERICAN CULTURE							
1ST SUBTOTAL-500 SUPPLIES AND MATERIALS							
519 OTHER GENERAL SUPPL		.00	242.00	.00	242.00	-242.00	.00
TOTAL SUPPLIES AND MATERIALS		.00	242.00	.00	242.00	-242.00	.00

POWERSCHOOL
DATE: 12/19/2022
TIME: 14:53:10

SHAKER HEIGHTS CITY SCHOOLS
EXPENDITURE STATUS REPORT

PAGE NUMBER: 16
EXPSTA11

SELECTION CRITERIA: ALL
ACCOUNTING PERIOD: 5/23

SORTED BY: FUND/SCC,1ST SUBTOTAL,ACCOUNT
TOTALED ON: FUND/SCC,1ST SUBTOTAL
PAGE BREAKS ON:

FUND/SCC-2009508 AFRICAN AMERICAN CULTURE
1ST SUBTOTAL-500 AFRICAN AMERICAN CULTURE

ACCOUNT	- - - - - TITLE - - - - -	BUDGET	PERIOD EXPENDITURES	ENCUMBRANCES OUTSTANDING	YEAR TO DATE EXP	AVAILABLE BALANCE	YTD/ BUD
	TOTAL AFRICAN AMERICAN CULTUR	.00	242.00	.00	242.00	-242.00	.00
FUND/SCC-2009521	DRAMA						
1ST SUBTOTAL-400	PURCHASED SERVICES						
419	OTHER PROF. & TECH.	.00	.00	250.00	3,007.65	-3,257.65	.00
	TOTAL PURCHASED SERVICES	.00	.00	250.00	3,007.65	-3,257.65	.00
1ST SUBTOTAL-500	SUPPLIES AND MATERIALS						
519	OTHER GENERAL SUPPL	.00	479.04	1,890.00	2,685.62	-4,575.62	.00
	TOTAL SUPPLIES AND MATERIALS	.00	479.04	1,890.00	2,685.62	-4,575.62	.00
1ST SUBTOTAL-800	OTHER OBJECTS						
849	OTHER DUES AND FEES	.00	800.00	574.00	800.00	-1,374.00	.00
	TOTAL OTHER OBJECTS	.00	800.00	574.00	800.00	-1,374.00	.00
	TOTAL DRAMA	.00	1,279.04	2,714.00	6,493.27	-9,207.27	.00
FUND/SCC-2009525	LATIN CLUB						
1ST SUBTOTAL-500	SUPPLIES AND MATERIALS						
519	OTHER GENERAL SUPPL	35.95	.00	.00	51.94	-15.99	144.48
	TOTAL SUPPLIES AND MATERIALS	35.95	.00	.00	51.94	-15.99	144.48
	TOTAL LATIN CLUB	35.95	.00	.00	51.94	-15.99	144.48
FUND/SCC-2009528	GRISTMILL						
1ST SUBTOTAL-400	PURCHASED SERVICES						
432	CERTIFIED MEETING E	.00	.00	.00	3,120.00	-3,120.00	.00
	TOTAL PURCHASED SERVICES	.00	.00	.00	3,120.00	-3,120.00	.00
1ST SUBTOTAL-500	SUPPLIES AND MATERIALS						
519	OTHER GENERAL SUPPL	.00	.00	239.88	299.95	-539.83	.00
	TOTAL SUPPLIES AND MATERIALS	.00	.00	239.88	299.95	-539.83	.00
	TOTAL GRISTMILL	.00	.00	239.88	3,419.95	-3,659.83	.00
FUND/SCC-2009531	INSTRUMENTAL						
1ST SUBTOTAL-400	PURCHASED SERVICES						
419	OTHER PROF. & TECH.	.00	.00	300.00	1,250.00	-1,550.00	.00
	TOTAL PURCHASED SERVICES	.00	.00	300.00	1,250.00	-1,550.00	.00
1ST SUBTOTAL-500	SUPPLIES AND MATERIALS						
519	OTHER GENERAL SUPPL	.00	.00	4,807.22	3,326.67	-8,133.89	.00
	TOTAL SUPPLIES AND MATERIALS	.00	.00	4,807.22	3,326.67	-8,133.89	.00
	TOTAL INSTRUMENTAL	.00	.00	5,107.22	4,576.67	-9,683.89	.00

POWERSCHOOL
DATE: 12/19/2022
TIME: 14:53:10

SHAKER HEIGHTS CITY SCHOOLS
EXPENDITURE STATUS REPORT

PAGE NUMBER: 17
EXPSTA11

SELECTION CRITERIA: ALL
ACCOUNTING PERIOD: 5/23

SORTED BY: FUND/SCC,1ST SUBTOTAL,ACCOUNT
TOTALLED ON: FUND/SCC,1ST SUBTOTAL
PAGE BREAKS ON:

FUND/SCC-2009531 INSTRUMENTAL
1ST SUBTOTAL-500 INSTRUMENTAL

ACCOUNT	- - - - TITLE - - - -	BUDGET	PERIOD EXPENDITURES	ENCUMBRANCES OUTSTANDING	YEAR TO DATE EXP	AVAILABLE BALANCE	YTD/ BUD
FUND/SCC-2009534 RUGBY CLUB							
1ST SUBTOTAL-500 SUPPLIES AND MATERIALS							
519	OTHER GENERAL SUPPL	1,117.50	.00	1,202.50	.00	-85.00	107.61
	TOTAL SUPPLIES AND MATERIALS	1,117.50	.00	1,202.50	.00	-85.00	107.61
	TOTAL RUGBY CLUB	1,117.50	.00	1,202.50	.00	-85.00	107.61
FUND/SCC-2009545 HS STUDENT COUNCIL							
1ST SUBTOTAL-500 SUPPLIES AND MATERIALS							
519	OTHER GENERAL SUPPL	.00	.00	406.25	.00	-406.25	.00
	TOTAL SUPPLIES AND MATERIALS	.00	.00	406.25	.00	-406.25	.00
	TOTAL HS STUDENT COUNCIL	.00	.00	406.25	.00	-406.25	.00
FUND/SCC-2009555 STUDENT COUNCIL NOT HS							
1ST SUBTOTAL-200 EMPLOYEE RETIREMNT & INS.							
233	MEETING EXPENSE-SUP	.00	1,150.80	.00	1,150.80	-1,150.80	.00
	TOTAL EMPLOYEE RETIREMNT & IN	.00	1,150.80	.00	1,150.80	-1,150.80	.00
1ST SUBTOTAL-400 PURCHASED SERVICES							
419	OTHER PROF. & TECH.	.00	.00	.00	2,524.00	-2,524.00	.00
	TOTAL PURCHASED SERVICES	.00	.00	.00	2,524.00	-2,524.00	.00
1ST SUBTOTAL-500 SUPPLIES AND MATERIALS							
519	OTHER GENERAL SUPPL	.00	129.72	.00	129.72	-129.72	.00
	TOTAL SUPPLIES AND MATERIALS	.00	129.72	.00	129.72	-129.72	.00
	TOTAL STUDENT COUNCIL NOT HS	.00	1,280.52	.00	3,804.52	-3,804.52	.00
FUND/SCC-2009560 FY 05 - ULTIMATE DISC							
1ST SUBTOTAL-500 SUPPLIES AND MATERIALS							
519	OTHER GENERAL SUPPL	.00	419.40	.00	419.40	-419.40	.00
	TOTAL SUPPLIES AND MATERIALS	.00	419.40	.00	419.40	-419.40	.00
	TOTAL FY 05 - ULTIMATE DISC	.00	419.40	.00	419.40	-419.40	.00
FUND/SCC-2009576 SANKOFA							
1ST SUBTOTAL-400 PURCHASED SERVICES							
419	OTHER PROF. & TECH.	.00	975.00	975.00	975.00	-1,950.00	.00
	TOTAL PURCHASED SERVICES	.00	975.00	975.00	975.00	-1,950.00	.00
	TOTAL SANKOFA	.00	975.00	975.00	975.00	-1,950.00	.00
FUND/SCC-2009586 RAIDERETTES (STUDENT ACTI							
1ST SUBTOTAL-500 SUPPLIES AND MATERIALS							

POWERSCHOOL
DATE: 12/19/2022
TIME: 14:53:10

SHAKER HEIGHTS CITY SCHOOLS
EXPENDITURE STATUS REPORT

PAGE NUMBER: 18
EXPSTA11

SELECTION CRITERIA: ALL
ACCOUNTING PERIOD: 5/23

SORTED BY: FUND/SCC,1ST SUBTOTAL,ACCOUNT
TOTALLED ON: FUND/SCC,1ST SUBTOTAL
PAGE BREAKS ON:

FUND/SCC-2009586 RAIDERETTES (STUDENT ACTI
1ST SUBTOTAL-500 RAIDERETTES (STUDENT ACTI

ACCOUNT	- - - - TITLE - - - -	BUDGET	PERIOD EXPENDITURES	ENCUMBRANCES OUTSTANDING	YEAR TO DATE EXP	AVAILABLE BALANCE	YTD/ BUD
519	OTHER GENERAL SUPPL	.00	.00	2.25	2,520.75	-2,523.00	.00
	TOTAL SUPPLIES AND MATERIALS	.00	.00	2.25	2,520.75	-2,523.00	.00
	TOTAL RAIDERETTES (STUDENT AC	.00	.00	2.25	2,520.75	-2,523.00	.00
FUND/SCC-2009605 CLASS OF 2023							
1ST SUBTOTAL-400 PURCHASED SERVICES							
419	OTHER PROF. & TECH.	.00	.00	.00	1,725.00	-1,725.00	.00
	TOTAL PURCHASED SERVICES	.00	.00	.00	1,725.00	-1,725.00	.00
1ST SUBTOTAL-500 SUPPLIES AND MATERIALS							
519	OTHER GENERAL SUPPL	.00	487.50	.00	3,407.00	-3,407.00	.00
	TOTAL SUPPLIES AND MATERIALS	.00	487.50	.00	3,407.00	-3,407.00	.00
	TOTAL CLASS OF 2023	.00	487.50	.00	5,132.00	-5,132.00	.00
FUND/SCC-2009609 MOCK TRIAL-HIGH SCHOOL							
1ST SUBTOTAL-800 OTHER OBJECTS							
849	OTHER DUES AND FEES	.00	300.00	.00	520.00	-520.00	.00
	TOTAL OTHER OBJECTS	.00	300.00	.00	520.00	-520.00	.00
	TOTAL MOCK TRIAL-HIGH SCHOOL	.00	300.00	.00	520.00	-520.00	.00
FUND/SCC-2009610 HS CLASS OF 2024							
1ST SUBTOTAL-500 SUPPLIES AND MATERIALS							
519	OTHER GENERAL SUPPL	.00	841.00	.00	841.00	-841.00	.00
	TOTAL SUPPLIES AND MATERIALS	.00	841.00	.00	841.00	-841.00	.00
	TOTAL HS CLASS OF 2024	.00	841.00	.00	841.00	-841.00	.00
FUND/SCC-2009614 RAIDER ROAST							
1ST SUBTOTAL-500 SUPPLIES AND MATERIALS							
519	OTHER GENERAL SUPPL	.00	.00	.00	382.26	-382.26	.00
	TOTAL SUPPLIES AND MATERIALS	.00	.00	.00	382.26	-382.26	.00
	TOTAL RAIDER ROAST	.00	.00	.00	382.26	-382.26	.00
FUND/SCC-2009615 FIELDSTONE RIDING							
1ST SUBTOTAL-500 SUPPLIES AND MATERIALS							
519	OTHER GENERAL SUPPL	.00	.00	120.57	164.14	-284.71	.00
	TOTAL SUPPLIES AND MATERIALS	.00	.00	120.57	164.14	-284.71	.00
	TOTAL FIELDSTONE RIDING	.00	.00	120.57	164.14	-284.71	.00
FUND/SCC-3009601 H.S. MEN'S ATHLETICS							
1ST SUBTOTAL-100 PERSONAL SERVICES							

POWERSCHOOL
DATE: 12/19/2022
TIME: 14:53:10

SHAKER HEIGHTS CITY SCHOOLS
EXPENDITURE STATUS REPORT

PAGE NUMBER: 19
EXPSTA11

SELECTION CRITERIA: ALL
ACCOUNTING PERIOD: 5/23

SORTED BY: FUND/SCC,1ST SUBTOTAL,ACCOUNT
TOTALLED ON: FUND/SCC,1ST SUBTOTAL
PAGE BREAKS ON:

FUND/SCC-3009601 H.S. MEN'S ATHLETICS
1ST SUBTOTAL-100 H.S. MEN'S ATHLETICS

ACCOUNT	- - - - TITLE - - - -	BUDGET	PERIOD EXPENDITURES	ENCUMBRANCES OUTSTANDING	YEAR TO DATE EXP	AVAILABLE BALANCE	YTD/ BUD
143	SUPPLEMENTAL	.00	5,348.16	.00	8,738.16	-8,738.16	.00
172	STUDENT WORKERS	.00	1,036.95	.00	1,036.95	-1,036.95	.00
	TOTAL PERSONAL SERVICES	.00	6,385.11	.00	9,775.11	-9,775.11	.00
1ST SUBTOTAL-200	EMPLOYEE RETIREMNT & INS.						
221	SERS-EMPLOYER'S SHA	.00	839.65	.00	1,388.98	-1,388.98	.00
222	SERS-EMPLOYER'S SHA	.00	.00	.00	11.00	-11.00	.00
223	SOCIAL SECURITY	.00	75.37	.00	123.13	-123.13	.00
	TOTAL EMPLOYEE RETIREMNT & IN	.00	915.02	.00	1,523.11	-1,523.11	.00
1ST SUBTOTAL-400	PURCHASED SERVICES						
419	OTHER PROF. & TECH.	.00	1,370.00	30,965.00	23,833.82	-54,798.82	.00
423	REPAIRS & MAINTENAN	.00	.00	20,000.00	.00	-20,000.00	.00
433	NONCERTIFIED TRAVEL	48.21	.00	.00	45.00	3.21	93.34
439	OTHER TRAV./MEET EX	.00	.00	.00	1,341.50	-1,341.50	.00
483	TRANSP. FROM OTHER	.00	12,101.93	15,685.00	14,876.93	-30,561.93	.00
	TOTAL PURCHASED SERVICES	48.21	13,471.93	66,650.00	40,097.25	-106,699.04	221421.39
1ST SUBTOTAL-500	SUPPLIES AND MATERIALS						
516	SOFTWARE MATERIALS	.00	249.00	.00	5,903.94	-5,903.94	.00
519	OTHER GENERAL SUPPL	560.00	19,540.80	5,053.93	69,158.61	-73,652.54	13252.24
560	FOOD & MATERIALS	.00	523.20	.00	826.21	-826.21	.00
582	FUEL	.00	190.35	.00	190.35	-190.35	.00
	TOTAL SUPPLIES AND MATERIALS	560.00	20,503.35	5,053.93	76,079.11	-80,573.04	14488.04
1ST SUBTOTAL-600	CAPITAL OUTLAY						
640	EQUIPMENT	1,498.00	.00	.00	1,993.00	-495.00	133.04
	TOTAL CAPITAL OUTLAY	1,498.00	.00	.00	1,993.00	-495.00	133.04
1ST SUBTOTAL-800	OTHER OBJECTS						
849	OTHER DUES AND FEES	.00	5,555.61	2,810.00	26,865.48	-29,675.48	.00
880	AWARDS AND PRIZES	.00	91.73	602.50	1,662.98	-2,265.48	.00
	TOTAL OTHER OBJECTS	.00	5,647.34	3,412.50	28,528.46	-31,940.96	.00
	TOTAL H.S. MEN'S ATHLETICS	2,106.21	46,922.75	75,116.43	157,996.04	-231,006.26	11067.86
FUND/SCC-3009602	M.S. ATHLETICS						
1ST SUBTOTAL-200	EMPLOYEE RETIREMNT & INS.						
233	MEETING EXPENSE-SUP	.00	354.52	.00	605.34	-605.34	.00
	TOTAL EMPLOYEE RETIREMNT & IN	.00	354.52	.00	605.34	-605.34	.00
1ST SUBTOTAL-400	PURCHASED SERVICES						
419	OTHER PROF. & TECH.	.00	300.00	.00	820.00	-820.00	.00
433	NONCERTIFIED TRAVEL	.00	.00	9.90	.00	-9.90	.00
434	NONCERTIFIED MEETIN	.00	.00	22.00	.00	-22.00	.00
	TOTAL PURCHASED SERVICES	.00	300.00	31.90	820.00	-851.90	.00

POWERSCHOOL
DATE: 12/19/2022
TIME: 14:53:10

SHAKER HEIGHTS CITY SCHOOLS
EXPENDITURE STATUS REPORT

PAGE NUMBER: 20
EXPSTA11

SELECTION CRITERIA: ALL
ACCOUNTING PERIOD: 5/23

SORTED BY: FUND/SCC,1ST SUBTOTAL,ACCOUNT
TOTALLED ON: FUND/SCC,1ST SUBTOTAL
PAGE BREAKS ON:

FUND/SCC-3009602 M.S. ATHLETICS
1ST SUBTOTAL-400 M.S. ATHLETICS

ACCOUNT	- - - - TITLE - - - -	BUDGET	PERIOD EXPENDITURES	ENCUMBRANCES OUTSTANDING	YEAR TO DATE EXP	AVAILABLE BALANCE	YTD/ BUD
1ST SUBTOTAL-500 SUPPLIES AND MATERIALS							
519	OTHER GENERAL SUPPL	.00	2,569.58	12,155.10	19,705.39	-31,860.49	.00
	TOTAL SUPPLIES AND MATERIALS	.00	2,569.58	12,155.10	19,705.39	-31,860.49	.00
1ST SUBTOTAL-800 OTHER OBJECTS							
849	OTHER DUES AND FEES	.00	.00	.00	165.00	-165.00	.00
	TOTAL OTHER OBJECTS	.00	.00	.00	165.00	-165.00	.00
	TOTAL M.S. ATHLETICS	.00	3,224.10	12,187.00	21,295.73	-33,482.73	.00
FUND/SCC-3009603 H.S. WOMEN'S ATHLETICS							
1ST SUBTOTAL-100 PERSONAL SERVICES							
143	SUPPLEMENTAL	.00	360.00	.00	1,950.00	-1,950.00	.00
172	STUDENT WORKERS	.00	46.50	.00	46.50	-46.50	.00
	TOTAL PERSONAL SERVICES	.00	406.50	.00	1,996.50	-1,996.50	.00
1ST SUBTOTAL-200 EMPLOYEE RETIREMNT & INS.							
221	SERS-EMPLOYER'S SHA	.00	56.53	.00	306.72	-306.72	.00
222	SERS-EMPLOYER'S SHA	.00	.00	.00	4.40	-4.40	.00
223	SOCIAL SECURITY	.00	5.04	.00	27.45	-27.45	.00
	TOTAL EMPLOYEE RETIREMNT & IN	.00	61.57	.00	338.57	-338.57	.00
1ST SUBTOTAL-400 PURCHASED SERVICES							
419	OTHER PROF. & TECH.	.00	250.00	26,610.00	21,023.82	-47,633.82	.00
439	OTHER TRAV./MEET EX	.00	.00	.00	4,274.10	-4,274.10	.00
483	TRANSP. FROM OTHER	.00	561.93	16,245.00	15,596.93	-31,841.93	.00
	TOTAL PURCHASED SERVICES	.00	811.93	42,855.00	40,894.85	-83,749.85	.00
1ST SUBTOTAL-500 SUPPLIES AND MATERIALS							
516	SOFTWARE MATERIALS	.00	.00	.00	5,654.94	-5,654.94	.00
519	OTHER GENERAL SUPPL	560.00	5,061.65	3,603.30	29,580.09	-32,623.39	5925.61
560	FOOD & MATERIALS	.00	271.28	.00	1,648.26	-1,648.26	.00
582	FUEL	.00	125.67	.00	125.67	-125.67	.00
	TOTAL SUPPLIES AND MATERIALS	560.00	5,458.60	3,603.30	37,008.96	-40,052.26	7252.19
1ST SUBTOTAL-600 CAPITAL OUTLAY							
640	EQUIPMENT	1,712.80	.00	.00	3,552.80	-1,840.00	207.43
	TOTAL CAPITAL OUTLAY	1,712.80	.00	.00	3,552.80	-1,840.00	207.43
1ST SUBTOTAL-800 OTHER OBJECTS							
849	OTHER DUES AND FEES	.00	5,367.25	2,410.00	18,279.73	-20,689.73	.00
880	AWARDS AND PRIZES	.00	.00	695.75	2,720.07	-3,415.82	.00
	TOTAL OTHER OBJECTS	.00	5,367.25	3,105.75	20,999.80	-24,105.55	.00
	TOTAL H.S. WOMEN'S ATHLETICS	2,272.80	12,105.85	49,564.05	104,791.48	-152,082.73	6791.43

POWERSCHOOL
DATE: 12/19/2022
TIME: 14:53:10

SHAKER HEIGHTS CITY SCHOOLS
EXPENDITURE STATUS REPORT

PAGE NUMBER: 21
EXPSTA11

SELECTION CRITERIA: ALL
ACCOUNTING PERIOD: 5/23

SORTED BY: FUND/SCC,1ST SUBTOTAL,ACCOUNT
TOTALLED ON: FUND/SCC,1ST SUBTOTAL
PAGE BREAKS ON:

FUND/SCC-3009603 H.S. WOMEN'S ATHLETICS
1ST SUBTOTAL-800 H.S. WOMEN'S ATHLETICS

ACCOUNT	- - - - - TITLE - - - - -	BUDGET	PERIOD EXPENDITURES	ENCUMBRANCES OUTSTANDING	YEAR TO DATE EXP	AVAILABLE BALANCE	YTD/ BUD
FUND/SCC-3009605 GIRLS SOCCER FUNDRAISER							
1ST SUBTOTAL-500 SUPPLIES AND MATERIALS							
519	OTHER GENERAL SUPPL	.00	.00	26.00	.00	-26.00	.00
	TOTAL SUPPLIES AND MATERIALS	.00	.00	26.00	.00	-26.00	.00
	TOTAL GIRLS SOCCER FUNDRAISER	.00	.00	26.00	.00	-26.00	.00
FUND/SCC-3009608 GIRLS VOLLEYBALL FUND							
1ST SUBTOTAL-500 SUPPLIES AND MATERIALS							
519	OTHER GENERAL SUPPL	.00	.00	.00	2,160.00	-2,160.00	.00
	TOTAL SUPPLIES AND MATERIALS	.00	.00	.00	2,160.00	-2,160.00	.00
	TOTAL GIRLS VOLLEYBALL FUND	.00	.00	.00	2,160.00	-2,160.00	.00
FUND/SCC-3009609 GIRLS TRACK FUNDRAISER							
1ST SUBTOTAL-800 OTHER OBJECTS							
849	OTHER DUES AND FEES	.00	337.50	.00	337.50	-337.50	.00
	TOTAL OTHER OBJECTS	.00	337.50	.00	337.50	-337.50	.00
	TOTAL GIRLS TRACK FUNDRAISER	.00	337.50	.00	337.50	-337.50	.00
FUND/SCC-3009612 HOCKEY TEAM							
1ST SUBTOTAL-400 PURCHASED SERVICES							
419	OTHER PROF. & TECH.	.00	.00	.00	60.00	-60.00	.00
447	INTERNET ACCESS SER	.00	.00	1,000.00	.00	-1,000.00	.00
	TOTAL PURCHASED SERVICES	.00	.00	1,000.00	60.00	-1,060.00	.00
	TOTAL HOCKEY TEAM	.00	.00	1,000.00	60.00	-1,060.00	.00
FUND/SCC-3009614 BASKETBALL FUNDRAISER							
1ST SUBTOTAL-400 PURCHASED SERVICES							
419	OTHER PROF. & TECH.	.00	.00	.00	844.70	-844.70	.00
	TOTAL PURCHASED SERVICES	.00	.00	.00	844.70	-844.70	.00
1ST SUBTOTAL-500 SUPPLIES AND MATERIALS							
519	OTHER GENERAL SUPPL	.00	4,662.50	.00	6,595.58	-6,595.58	.00
	TOTAL SUPPLIES AND MATERIALS	.00	4,662.50	.00	6,595.58	-6,595.58	.00
	TOTAL BASKETBALL FUNDRAISER	.00	4,662.50	.00	7,440.28	-7,440.28	.00
FUND/SCC-3009616 BASEBALL FUNDRAISER							
1ST SUBTOTAL-500 SUPPLIES AND MATERIALS							
519	OTHER GENERAL SUPPL	.00	.00	.00	1,339.90	-1,339.90	.00
	TOTAL SUPPLIES AND MATERIALS	.00	.00	.00	1,339.90	-1,339.90	.00

POWERSCHOOL
DATE: 12/19/2022
TIME: 14:53:10

SHAKER HEIGHTS CITY SCHOOLS
EXPENDITURE STATUS REPORT

PAGE NUMBER: 22
EXPSTA11

SELECTION CRITERIA: ALL
ACCOUNTING PERIOD: 5/23

SORTED BY: FUND/SCC,1ST SUBTOTAL,ACCOUNT
TOTALLED ON: FUND/SCC,1ST SUBTOTAL
PAGE BREAKS ON:

FUND/SCC-3009616 BASEBALL FUNDRAISER
1ST SUBTOTAL-500 BASEBALL FUNDRAISER

ACCOUNT	TITLE	BUDGET	PERIOD EXPENDITURES	ENCUMBRANCES OUTSTANDING	YEAR TO DATE EXP	AVAILABLE BALANCE	YTD/ BUD
TOTAL BASEBALL FUNDRAISER		.00	.00	.00	1,339.90	-1,339.90	.00
FUND/SCC-3009620 GIRLS CROSS COUNTRY FUND							
1ST SUBTOTAL-400 PURCHASED SERVICES							
439 OTHER TRAV./MEET EX		.00	.00	.00	9,162.00	-9,162.00	.00
TOTAL PURCHASED SERVICES		.00	.00	.00	9,162.00	-9,162.00	.00
1ST SUBTOTAL-500 SUPPLIES AND MATERIALS							
519 OTHER GENERAL SUPPL		.00	284.00	.00	980.50	-980.50	.00
TOTAL SUPPLIES AND MATERIALS		.00	284.00	.00	980.50	-980.50	.00
TOTAL GIRLS CROSS COUNTRY FUN		.00	284.00	.00	10,142.50	-10,142.50	.00
FUND/SCC-3009622 BOYS SOCCER FUNDRAISER							
1ST SUBTOTAL-400 PURCHASED SERVICES							
425 RENTALS		.00	.00	.00	100.00	-100.00	.00
TOTAL PURCHASED SERVICES		.00	.00	.00	100.00	-100.00	.00
1ST SUBTOTAL-500 SUPPLIES AND MATERIALS							
519 OTHER GENERAL SUPPL		.00	2,340.00	.00	2,385.00	-2,385.00	.00
TOTAL SUPPLIES AND MATERIALS		.00	2,340.00	.00	2,385.00	-2,385.00	.00
TOTAL BOYS SOCCER FUNDRAISER		.00	2,340.00	.00	2,485.00	-2,485.00	.00
FUND/SCC-3009631 ARBITER PAY - ATHLETICS							
1ST SUBTOTAL-400 PURCHASED SERVICES							
419 OTHER PROF. & TECH.		.00	.00	.00	30,000.00	-30,000.00	.00
TOTAL PURCHASED SERVICES		.00	.00	.00	30,000.00	-30,000.00	.00
TOTAL ARBITER PAY - ATHLETICS		.00	.00	.00	30,000.00	-30,000.00	.00
FUND/SCC-4019202 ST DOMINIC FY22							
1ST SUBTOTAL-100 PERSONAL SERVICES							
111 REGULAR		.00	.00	.00	6,548.80	-6,548.80	.00
141 REGULAR		.00	.00	.00	8,150.19	-8,150.19	.00
TOTAL PERSONAL SERVICES		.00	.00	.00	14,698.99	-14,698.99	.00
1ST SUBTOTAL-200 EMPLOYEE RETIREMNT & INS.							
211 STRS-EMPLOYER'S SHA		.00	.00	.00	1,050.40	-1,050.40	.00
213 SOCIAL SECURITY		.00	.00	.00	78.95	-78.95	.00
221 SERS-EMPLOYER'S SHA		.00	.00	.00	1,279.59	-1,279.59	.00
223 SOCIAL SECURITY		.00	.00	.00	106.34	-106.34	.00
241 MEDICAL/HOSPITALIZA		.00	.00	.00	2,250.85	-2,250.85	.00
242 LIFE INSURANCE		.00	.00	.00	10.90	-10.90	.00
243 DENTAL INSURANCE		.00	.00	.00	164.50	-164.50	.00
249 CERTIFIED OTHER INS		.00	.00	.00	558.80	-558.80	.00

POWERSCHOOL
DATE: 12/19/2022
TIME: 14:53:10

SHAKER HEIGHTS CITY SCHOOLS
EXPENDITURE STATUS REPORT

PAGE NUMBER: 23
EXPSTA11

SELECTION CRITERIA: ALL
ACCOUNTING PERIOD: 5/23

SORTED BY: FUND/SCC,1ST SUBTOTAL,ACCOUNT
TOTALLED ON: FUND/SCC,1ST SUBTOTAL
PAGE BREAKS ON:

FUND/SCC-4019202 ST DOMINIC FY22
1ST SUBTOTAL-200 ST DOMINIC FY22

ACCOUNT	TITLE	BUDGET	PERIOD EXPENDITURES	ENCUMBRANCES OUTSTANDING	YEAR TO DATE EXP	AVAILABLE BALANCE	YTD/ BUD
251	MEDICAL/HOSPITALIZA	.00	.00	.00	3,348.10	-3,348.10	.00
252	LIFE INSURANCE	.00	.00	.00	16.00	-16.00	.00
253	DENTAL INSURANCE	.00	.00	.00	244.70	-244.70	.00
259	NONCERTIFIED INS BE	.00	.00	.00	831.25	-831.25	.00
	TOTAL EMPLOYEE RETIREMNT & IN	.00	.00	.00	9,940.38	-9,940.38	.00
	TOTAL ST DOMINIC FY22	.00	.00	.00	24,639.37	-24,639.37	.00
FUND/SCC-4019303 ST DOMINIC FY 23							
1ST SUBTOTAL-100 PERSONAL SERVICES							
111	REGULAR	.00	3,110.34	.00	8,730.00	-8,730.00	.00
141	REGULAR	.00	2,178.48	.00	5,389.86	-5,389.86	.00
151	SICK LEAVE	.00	112.68	.00	112.68	-112.68	.00
152	PERSONAL LEAVE	.00	.00	.00	225.36	-225.36	.00
	TOTAL PERSONAL SERVICES	.00	5,401.50	.00	14,457.90	-14,457.90	.00
1ST SUBTOTAL-200 EMPLOYEE RETIREMNT & INS.							
211	STRS-EMPLOYER'S SHA	.00	435.44	.00	1,088.60	-1,088.60	.00
213	SOCIAL SECURITY	.00	33.16	.00	82.90	-82.90	.00
221	SERS-EMPLOYER'S SHA	.00	359.72	.00	899.30	-899.30	.00
223	SOCIAL SECURITY	.00	28.50	.00	71.25	-71.25	.00
241	MEDICAL/HOSPITALIZA	.00	900.34	.00	2,250.85	-2,250.85	.00
242	LIFE INSURANCE	.00	4.36	.00	10.90	-10.90	.00
243	DENTAL INSURANCE	.00	65.80	.00	164.50	-164.50	.00
249	CERTIFIED OTHER INS	.00	223.52	.00	558.80	-558.80	.00
251	MEDICAL/HOSPITALIZA	.00	1,339.24	.00	3,348.10	-3,348.10	.00
252	LIFE INSURANCE	.00	6.40	.00	16.00	-16.00	.00
253	DENTAL INSURANCE	.00	97.88	.00	244.70	-244.70	.00
259	NONCERTIFIED INS BE	.00	332.50	.00	831.25	-831.25	.00
	TOTAL EMPLOYEE RETIREMNT & IN	.00	3,826.86	.00	9,567.15	-9,567.15	.00
1ST SUBTOTAL-400 PURCHASED SERVICES							
419	OTHER PROF. & TECH.	.00	.00	38,325.00	6,070.00	-44,395.00	.00
	TOTAL PURCHASED SERVICES	.00	.00	38,325.00	6,070.00	-44,395.00	.00
1ST SUBTOTAL-500 SUPPLIES AND MATERIALS							
511	CLASSROOM SUPPLIES	.00	140.70	.00	4,493.61	-4,493.61	.00
514	HEALTH & HYGIENE SU	.00	.00	164.00	467.84	-631.84	.00
516	SOFTWARE MATERIALS	.00	.00	.00	1,768.99	-1,768.99	.00
521	NEW TEXTBOOKS	.00	.00	.00	19,965.38	-19,965.38	.00
542	PERIODICALS	.00	.00	.00	1,364.83	-1,364.83	.00
	TOTAL SUPPLIES AND MATERIALS	.00	140.70	164.00	28,060.65	-28,224.65	.00
	TOTAL ST DOMINIC FY 23	.00	9,369.06	38,489.00	58,155.70	-96,644.70	.00

FUND/SCC-4519223 ETECH CONNECTIVITY FY23

POWERSCHOOL
DATE: 12/19/2022
TIME: 14:53:10

SHAKER HEIGHTS CITY SCHOOLS
EXPENDITURE STATUS REPORT

PAGE NUMBER: 24
EXPSTA11

SELECTION CRITERIA: ALL
ACCOUNTING PERIOD: 5/23

SORTED BY: FUND/SCC,1ST SUBTOTAL,ACCOUNT
TOTALLED ON: FUND/SCC,1ST SUBTOTAL
PAGE BREAKS ON:

FUND/SCC-4519223 ETECH CONNECTIVITY FY23
1ST SUBTOTAL-400 ETECH CONNECTIVITY FY23

ACCOUNT	TITLE	BUDGET	PERIOD EXPENDITURES	ENCUMBRANCES OUTSTANDING	YEAR TO DATE EXP	AVAILABLE BALANCE	YTD/ BUD
1ST SUBTOTAL-400 PURCHASED SERVICES							
441 TELEPHONE SERVICE		.00	.00	.00	7,200.00	-7,200.00	.00
TOTAL PURCHASED SERVICES		.00	.00	.00	7,200.00	-7,200.00	.00
TOTAL ETECH CONNECTIVITY FY23		.00	.00	.00	7,200.00	-7,200.00	.00
FUND/SCC-4999022 PARENT MENTOR GRANT FY22							
1ST SUBTOTAL-100 PERSONAL SERVICES							
141 REGULAR		.00	.00	.00	4,271.81	-4,271.81	.00
TOTAL PERSONAL SERVICES		.00	.00	.00	4,271.81	-4,271.81	.00
1ST SUBTOTAL-200 EMPLOYEE RETIREMNT & INS.							
213 SOCIAL SECURITY		.00	.00	.00	-9.36	9.36	.00
223 SOCIAL SECURITY		.00	.00	.00	9.36	-9.36	.00
TOTAL EMPLOYEE RETIREMNT & IN		.00	.00	.00	.00	.00	.00
TOTAL PARENT MENTOR GRANT FY2		.00	.00	.00	4,271.81	-4,271.81	.00
FUND/SCC-4999801 DIESEL MITIGATION FY21							
1ST SUBTOTAL-600 CAPITAL OUTLAY							
660 SCHOOL BUSES		50,000.00	.00	50,000.00	.00	.00	100.00
TOTAL CAPITAL OUTLAY		50,000.00	.00	50,000.00	.00	.00	100.00
TOTAL DIESEL MITIGATION FY21		50,000.00	.00	50,000.00	.00	.00	100.00
FUND/SCC-5079003 ARP ESSER FY23							
1ST SUBTOTAL-100 PERSONAL SERVICES							
111 REGULAR		.00	106,321.61	.00	212,300.77	-212,300.77	.00
112 TEMPORARY		.00	70,533.75	.00	160,419.62	-160,419.62	.00
119 OTHER CERTIFIED SAL		.00	.00	.00	345.80	-345.80	.00
TOTAL PERSONAL SERVICES		.00	176,855.36	.00	373,066.19	-373,066.19	.00
1ST SUBTOTAL-200 EMPLOYEE RETIREMNT & INS.							
211 STRS-EMPLOYER'S SHA		.00	24,759.75	.00	52,229.24	-52,229.24	.00
213 SOCIAL SECURITY		.00	2,516.69	.00	5,312.21	-5,312.21	.00
241 MEDICAL/HOSPITALIZA		.00	13,930.12	.00	27,860.24	-27,860.24	.00
242 LIFE INSURANCE		.00	96.00	.00	192.00	-192.00	.00
243 DENTAL INSURANCE		.00	1,068.96	.00	2,137.92	-2,137.92	.00
249 CERTIFIED OTHER INS		.00	3,453.76	.00	6,907.52	-6,907.52	.00
TOTAL EMPLOYEE RETIREMNT & IN		.00	45,825.28	.00	94,639.13	-94,639.13	.00
1ST SUBTOTAL-400 PURCHASED SERVICES							
419 OTHER PROF. & TECH.		.00	40,800.00	42,790.00	52,249.00	-95,039.00	.00
TOTAL PURCHASED SERVICES		.00	40,800.00	42,790.00	52,249.00	-95,039.00	.00
1ST SUBTOTAL-500 SUPPLIES AND MATERIALS							

POWERSCHOOL
DATE: 12/19/2022
TIME: 14:53:10

SHAKER HEIGHTS CITY SCHOOLS
EXPENDITURE STATUS REPORT

PAGE NUMBER: 25
EXPSTA11

SELECTION CRITERIA: ALL
ACCOUNTING PERIOD: 5/23

SORTED BY: FUND/SCC,1ST SUBTOTAL,ACCOUNT
TOTALLED ON: FUND/SCC,1ST SUBTOTAL
PAGE BREAKS ON:

FUND/SCC-5079003 ARP ESSER FY23
1ST SUBTOTAL-500 ARP ESSER FY23

ACCOUNT	- - - - TITLE - - - -	BUDGET	PERIOD EXPENDITURES	ENCUMBRANCES OUTSTANDING	YEAR TO DATE EXP	AVAILABLE BALANCE	YTD/ BUD
519	OTHER GENERAL SUPPL	.00	256,473.68	.00	.00	.00	.00
	TOTAL SUPPLIES AND MATERIALS	.00	256,473.68	.00	.00	.00	.00
	TOTAL ARP ESSER FY23	.00	519,954.32	42,790.00	519,954.32	-562,744.32	.00
FUND/SCC-5079022 ESSER II							
1ST SUBTOTAL-400 PURCHASED SERVICES							
419	OTHER PROF. & TECH.	37,944.00	.00	.00	37,944.00	.00	100.00
	TOTAL PURCHASED SERVICES	37,944.00	.00	.00	37,944.00	.00	100.00
1ST SUBTOTAL-500 SUPPLIES AND MATERIALS							
511	CLASSROOM SUPPLIES	.00	.00	.00	783.92	-783.92	.00
	TOTAL SUPPLIES AND MATERIALS	.00	.00	.00	783.92	-783.92	.00
	TOTAL ESSER II	37,944.00	.00	.00	38,727.92	-783.92	102.07
FUND/SCC-5079023 ARP ESSER							
1ST SUBTOTAL-100 PERSONAL SERVICES							
111	REGULAR	.00	-10,295.04	.00	235,624.43	-235,624.43	.00
112	TEMPORARY	.00	.00	.00	50,442.00	-50,442.00	.00
119	OTHER CERTIFIED SAL	.00	.00	.00	132,609.06	-132,609.06	.00
121	SICK LEAVE	.00	8,200.51	.00	16,306.04	-16,306.04	.00
122	PERSONAL LEAVE	.00	1,892.30	.00	6,278.75	-6,278.75	.00
125	PROFESSIONAL LEAVE	.00	202.23	.00	2,676.65	-2,676.65	.00
149	OTHER NONCERTIFIED	.00	.00	.00	37,726.57	-37,726.57	.00
	TOTAL PERSONAL SERVICES	.00	.00	.00	481,663.50	-481,663.50	.00
1ST SUBTOTAL-200 EMPLOYEE RETIREMNT & INS.							
211	STRS-EMPLOYER'S SHA	.00	.00	.00	62,150.95	-62,150.95	.00
213	SOCIAL SECURITY	.00	.00	.00	6,282.87	-6,282.87	.00
221	SERS-EMPLOYER'S SHA	.00	.00	.00	5,717.45	-5,717.45	.00
223	SOCIAL SECURITY	.00	.00	.00	537.74	-537.74	.00
241	MEDICAL/HOSPITALIZA	.00	.00	.00	33,528.96	-33,528.96	.00
242	LIFE INSURANCE	.00	.00	.00	256.00	-256.00	.00
243	DENTAL INSURANCE	.00	.00	.00	2,596.86	-2,596.86	.00
249	CERTIFIED OTHER INS	.00	.00	.00	8,307.88	-8,307.88	.00
	TOTAL EMPLOYEE RETIREMNT & IN	.00	.00	.00	119,378.71	-119,378.71	.00
1ST SUBTOTAL-400 PURCHASED SERVICES							
419	OTHER PROF. & TECH.	.00	.00	.00	21,750.00	-21,750.00	.00
	TOTAL PURCHASED SERVICES	.00	.00	.00	21,750.00	-21,750.00	.00
1ST SUBTOTAL-500 SUPPLIES AND MATERIALS							
519	OTHER GENERAL SUPPL	87,195.47	.00	10,500.00	54,152.87	22,542.60	74.15
	TOTAL SUPPLIES AND MATERIALS	87,195.47	.00	10,500.00	54,152.87	22,542.60	74.15

POWERSCHOOL
DATE: 12/19/2022
TIME: 14:53:10

SHAKER HEIGHTS CITY SCHOOLS
EXPENDITURE STATUS REPORT

PAGE NUMBER: 26
EXPSTA11

SELECTION CRITERIA: ALL
ACCOUNTING PERIOD: 5/23

SORTED BY: FUND/SCC,1ST SUBTOTAL,ACCOUNT
TOALED ON: FUND/SCC,1ST SUBTOTAL
PAGE BREAKS ON:

FUND/SCC-5079023 ARP ESSER
1ST SUBTOTAL-500 ARP ESSER

ACCOUNT	TITLE	BUDGET	PERIOD EXPENDITURES	ENCUMBRANCES OUTSTANDING	YEAR TO DATE EXP	AVAILABLE BALANCE	YTD/ BUD
TOTAL ARP ESSER		87,195.47	.00	10,500.00	676,945.08	-600,249.61	788.40
FUND/SCC-5169216 IDEA B FY22							
1ST SUBTOTAL-100 PERSONAL SERVICES							
111	REGULAR	.00	.00	.00	14,299.82	-14,299.82	.00
121	SICK LEAVE	.00	.00	.00	310.40	-310.40	.00
141	REGULAR	.00	.00	.00	193,267.55	-193,267.55	.00
151	SICK LEAVE	.00	.00	.00	1,610.34	-1,610.34	.00
152	PERSONAL LEAVE	.00	.00	.00	999.68	-999.68	.00
155	PROFESSIONAL LEAVE	.00	.00	.00	155.20	-155.20	.00
TOTAL PERSONAL SERVICES		.00	.00	.00	210,642.99	-210,642.99	.00
1ST SUBTOTAL-200 EMPLOYEE RETIREMNT & INS.							
211	STRS-EMPLOYER'S SHA	.00	.00	.00	2,544.95	-2,544.95	.00
213	SOCIAL SECURITY	.00	.00	.00	308.56	-308.56	.00
221	SERS-EMPLOYER'S SHA	.00	.00	.00	30,845.67	-30,845.67	.00
223	SOCIAL SECURITY	.00	.00	.00	2,594.58	-2,594.58	.00
241	MEDICAL/HOSPITALIZA	.00	.00	.00	3,310.10	-3,310.10	.00
242	LIFE INSURANCE	.00	.00	.00	16.00	-16.00	.00
243	DENTAL INSURANCE	.00	.00	.00	241.95	-241.95	.00
249	CERTIFIED OTHER INS	.00	.00	.00	821.80	-821.80	.00
251	MEDICAL/HOSPITALIZA	.00	.00	.00	71,222.15	-71,222.15	.00
252	LIFE INSURANCE	.00	.00	.00	528.00	-528.00	.00
253	DENTAL INSURANCE	.00	.00	.00	5,512.85	-5,512.85	.00
259	NONCERTIFIED INS BE	.00	.00	.00	17,165.25	-17,165.25	.00
TOTAL EMPLOYEE RETIREMNT & IN		.00	.00	.00	135,111.86	-135,111.86	.00
1ST SUBTOTAL-400 PURCHASED SERVICES							
419	OTHER PROF. & TECH.	350.00	.00	.00	350.00	.00	100.00
TOTAL PURCHASED SERVICES		350.00	.00	.00	350.00	.00	100.00
TOTAL IDEA B FY22		350.00	.00	.00	346,104.85	-345,754.85	98887.10
FUND/SCC-5169316 IDEA B FY23							
1ST SUBTOTAL-100 PERSONAL SERVICES							
111	REGULAR	.00	8,249.14	.00	19,822.19	-19,822.19	.00
113	SUPPLEMENTAL	.00	1,729.83	.00	1,729.83	-1,729.83	.00
121	SICK LEAVE	.00	727.86	.00	3,047.93	-3,047.93	.00
122	PERSONAL LEAVE	.00	.00	.00	582.30	-582.30	.00
141	REGULAR	.00	57,259.50	.00	134,018.71	-134,018.71	.00
151	SICK LEAVE	.00	6,033.54	.00	10,612.48	-10,612.48	.00
152	PERSONAL LEAVE	.00	1,278.00	.00	1,877.36	-1,877.36	.00
155	PROFESSIONAL LEAVE	.00	673.28	.00	988.64	-988.64	.00
157	JURY DUTY	.00	.00	.00	336.64	-336.64	.00
TOTAL PERSONAL SERVICES		.00	75,951.15	.00	173,016.08	-173,016.08	.00

POWERSCHOOL
DATE: 12/19/2022
TIME: 14:53:10

SHAKER HEIGHTS CITY SCHOOLS
EXPENDITURE STATUS REPORT

PAGE NUMBER: 27
EXPSTA11

SELECTION CRITERIA: ALL
ACCOUNTING PERIOD: 5/23

SORTED BY: FUND/SCC,1ST SUBTOTAL,ACCOUNT
TOTALLED ON: FUND/SCC,1ST SUBTOTAL
PAGE BREAKS ON:

FUND/SCC-5169316 IDEA B FY23
1ST SUBTOTAL-200 IDEA B FY23

ACCOUNT	- - - - - TITLE - - - - -	BUDGET	PERIOD EXPENDITURES	ENCUMBRANCES OUTSTANDING	YEAR TO DATE EXP	AVAILABLE BALANCE	YTD/ BUD
1ST SUBTOTAL-200	EMPLOYEE RETIREMNT & INS.						
211	STRS-EMPLOYER'S SHA	.00	1,498.96	.00	3,384.13	-3,384.13	.00
213	SOCIAL SECURITY	.00	151.46	.00	341.03	-341.03	.00
221	SERS-EMPLOYER'S SHA	.00	10,243.35	.00	23,368.45	-23,368.45	.00
223	SOCIAL SECURITY	.00	892.25	.00	2,030.38	-2,030.38	.00
241	MEDICAL/HOSPITALIZA	.00	1,324.04	.00	3,310.10	-3,310.10	.00
242	LIFE INSURANCE	.00	6.40	.00	16.00	-16.00	.00
243	DENTAL INSURANCE	.00	96.78	.00	241.95	-241.95	.00
249	CERTIFIED OTHER INS	.00	328.72	.00	821.80	-821.80	.00
251	MEDICAL/HOSPITALIZA	.00	19,635.56	.00	47,080.04	-47,080.04	.00
252	LIFE INSURANCE	.00	158.72	.00	359.04	-359.04	.00
253	DENTAL INSURANCE	.00	1,364.32	.00	3,337.39	-3,337.39	.00
259	NONCERTIFIED INS BE	.00	4,659.42	.00	11,149.80	-11,149.80	.00
	TOTAL EMPLOYEE RETIREMNT & IN	.00	40,359.98	.00	95,440.11	-95,440.11	.00
1ST SUBTOTAL-400	PURCHASED SERVICES						
419	OTHER PROF. & TECH.	.00	.00	5,131.25	4,868.75	-10,000.00	.00
	TOTAL PURCHASED SERVICES	.00	.00	5,131.25	4,868.75	-10,000.00	.00
	TOTAL IDEA B FY23	.00	116,311.13	5,131.25	273,324.94	-278,456.19	.00
FUND/SCC-5519251	TITLE III LEP FY22						
1ST SUBTOTAL-100	PERSONAL SERVICES						
111	REGULAR	.00	.00	.00	2,028.06	-2,028.06	.00
121	SICK LEAVE	.00	.00	.00	456.19	-456.19	.00
	TOTAL PERSONAL SERVICES	.00	.00	.00	2,484.25	-2,484.25	.00
	TOTAL TITLE III LEP FY22	.00	.00	.00	2,484.25	-2,484.25	.00
FUND/SCC-5519351	TITLE III LEP FY23						
1ST SUBTOTAL-100	PERSONAL SERVICES						
111	REGULAR	.00	224.96	.00	623.37	-623.37	.00
121	SICK LEAVE	.00	609.66	.00	975.45	-975.45	.00
122	PERSONAL LEAVE	.00	.00	.00	487.73	-487.73	.00
	TOTAL PERSONAL SERVICES	.00	834.62	.00	2,086.55	-2,086.55	.00
	TOTAL TITLE III LEP FY23	.00	834.62	.00	2,086.55	-2,086.55	.00
FUND/SCC-5729272	TITLE I FY22						
1ST SUBTOTAL-100	PERSONAL SERVICES						
111	REGULAR	.00	.00	.00	26,825.37	-26,825.37	.00
121	SICK LEAVE	.00	.00	.00	678.50	-678.50	.00
122	PERSONAL LEAVE	.00	.00	.00	2,252.02	-2,252.02	.00
141	REGULAR	.00	.00	.00	6,692.52	-6,692.52	.00
	TOTAL PERSONAL SERVICES	.00	.00	.00	36,448.41	-36,448.41	.00

POWERSCHOOL
DATE: 12/19/2022
TIME: 14:53:10

SHAKER HEIGHTS CITY SCHOOLS
EXPENDITURE STATUS REPORT

PAGE NUMBER: 28
EXPSTA11

SELECTION CRITERIA: ALL
ACCOUNTING PERIOD: 5/23

SORTED BY: FUND/SCC,1ST SUBTOTAL,ACCOUNT
TOTALD ON: FUND/SCC,1ST SUBTOTAL
PAGE BREAKS ON:

FUND/SCC-5729272 TITLE I FY22
1ST SUBTOTAL-200 TITLE I FY22

ACCOUNT	- - - - TITLE - - - -	BUDGET	PERIOD EXPENDITURES	ENCUMBRANCES OUTSTANDING	YEAR TO DATE EXP	AVAILABLE BALANCE	YTD/ BUD
1ST SUBTOTAL-200	EMPLOYEE RETIREMNT & INS.						
213	SOCIAL SECURITY	.00	.00	.00	-92.04	92.04	.00
223	SOCIAL SECURITY	.00	.00	.00	92.04	-92.04	.00
	TOTAL EMPLOYEE RETIREMNT & IN	.00	.00	.00	.00	.00	.00
	TOTAL TITLE I FY22	.00	.00	.00	36,448.41	-36,448.41	.00
FUND/SCC-5729322	EOEC FY 22						
1ST SUBTOTAL-100	PERSONAL SERVICES						
111	REGULAR	.00	.00	.00	4,200.76	-4,200.76	.00
122	PERSONAL LEAVE	.00	.00	.00	386.89	-386.89	.00
	TOTAL PERSONAL SERVICES	.00	.00	.00	4,587.65	-4,587.65	.00
1ST SUBTOTAL-200	EMPLOYEE RETIREMNT & INS.						
211	STRS-EMPLOYER'S SHA	.00	.00	.00	642.30	-642.30	.00
213	SOCIAL SECURITY	.00	.00	.00	65.45	-65.45	.00
241	MEDICAL/HOSPITALIZA	.00	.00	.00	377.60	-377.60	.00
242	LIFE INSURANCE	.00	.00	.00	4.80	-4.80	.00
243	DENTAL INSURANCE	.00	.00	.00	25.30	-25.30	.00
249	CERTIFIED OTHER INS	.00	.00	.00	92.85	-92.85	.00
	TOTAL EMPLOYEE RETIREMNT & IN	.00	.00	.00	1,208.30	-1,208.30	.00
	TOTAL EOEC FY 22	.00	.00	.00	5,795.95	-5,795.95	.00
FUND/SCC-5729372	TITLE I FY23						
1ST SUBTOTAL-100	PERSONAL SERVICES						
111	REGULAR	.00	77,577.03	.00	200,605.40	-200,605.40	.00
121	SICK LEAVE	.00	7,855.59	.00	13,870.86	-13,870.86	.00
122	PERSONAL LEAVE	.00	1,157.14	.00	2,906.51	-2,906.51	.00
125	PROFESSIONAL LEAVE	.00	294.43	.00	294.43	-294.43	.00
141	REGULAR	.00	3,512.82	.00	8,782.05	-8,782.05	.00
	TOTAL PERSONAL SERVICES	.00	90,397.01	.00	226,459.25	-226,459.25	.00
1ST SUBTOTAL-200	EMPLOYEE RETIREMNT & INS.						
211	STRS-EMPLOYER'S SHA	.00	12,163.76	.00	30,474.74	-30,474.74	.00
213	SOCIAL SECURITY	.00	1,213.42	.00	3,039.81	-3,039.81	.00
221	SERS-EMPLOYER'S SHA	.00	551.51	.00	1,378.79	-1,378.79	.00
223	SOCIAL SECURITY	.00	49.62	.00	123.87	-123.87	.00
241	MEDICAL/HOSPITALIZA	.00	15,067.88	.00	37,669.70	-37,669.70	.00
242	LIFE INSURANCE	.00	83.30	.00	208.25	-208.25	.00
243	DENTAL INSURANCE	.00	1,098.30	.00	2,745.75	-2,745.75	.00
249	CERTIFIED OTHER INS	.00	3,411.02	.00	8,527.55	-8,527.55	.00
251	MEDICAL/HOSPITALIZA	.00	503.44	.00	1,258.60	-1,258.60	.00
252	LIFE INSURANCE	.00	6.40	.00	16.00	-16.00	.00
253	DENTAL INSURANCE	.00	33.72	.00	84.30	-84.30	.00
259	NONCERTIFIED INS BE	.00	123.82	.00	309.55	-309.55	.00

POWERSCHOOL
DATE: 12/19/2022
TIME: 14:53:10

SHAKER HEIGHTS CITY SCHOOLS
EXPENDITURE STATUS REPORT

PAGE NUMBER: 29
EXPSTA11

SELECTION CRITERIA: ALL
ACCOUNTING PERIOD: 5/23

SORTED BY: FUND/SCC,1ST SUBTOTAL,ACCOUNT
TOTALLED ON: FUND/SCC,1ST SUBTOTAL
PAGE BREAKS ON:

FUND/SCC-5729372 TITLE I FY23
1ST SUBTOTAL-200 TITLE I FY23

ACCOUNT	- - - - TITLE - - - - -	BUDGET	PERIOD EXPENDITURES	ENCUMBRANCES OUTSTANDING	YEAR TO DATE EXP	AVAILABLE BALANCE	YTD/ BUD
	TOTAL EMPLOYEE RETIREMNT & IN	.00	34,306.19	.00	85,836.91	-85,836.91	.00
	TOTAL TITLE I FY23	.00	124,703.20	.00	312,296.16	-312,296.16	.00
FUND/SCC-5849022	TITLE IV FY22						
1ST SUBTOTAL-600	CAPITAL OUTLAY						
644	TECHNICAL EQUIPMENT	.00	-6,743.18	.00	-6,743.18	6,743.18	.00
	TOTAL CAPITAL OUTLAY	.00	-6,743.18	.00	-6,743.18	6,743.18	.00
	TOTAL TITLE IV FY22	.00	-6,743.18	.00	-6,743.18	6,743.18	.00
FUND/SCC-5849023	TITLE IV FY23						
1ST SUBTOTAL-400	PURCHASED SERVICES						
419	OTHER PROF. & TECH.	.00	.00	597.50	10,815.00	-11,412.50	.00
	TOTAL PURCHASED SERVICES	.00	.00	597.50	10,815.00	-11,412.50	.00
	TOTAL TITLE IV FY23	.00	.00	597.50	10,815.00	-11,412.50	.00
FUND/SCC-5879287	PRE-K SPEC ED GRANT FY22						
1ST SUBTOTAL-100	PERSONAL SERVICES						
141	REGULAR	.00	.00	.00	2,367.35	-2,367.35	.00
	TOTAL PERSONAL SERVICES	.00	.00	.00	2,367.35	-2,367.35	.00
1ST SUBTOTAL-200	EMPLOYEE RETIREMNT & INS.						
213	SOCIAL SECURITY	.00	.00	.00	-12.51	12.51	.00
223	SOCIAL SECURITY	.00	.00	.00	12.51	-12.51	.00
	TOTAL EMPLOYEE RETIREMNT & IN	.00	.00	.00	.00	.00	.00
	TOTAL PRE-K SPEC ED GRANT FY2	.00	.00	.00	2,367.35	-2,367.35	.00
FUND/SCC-5879387	PRE-K SPEC ED GRANT FY23						
1ST SUBTOTAL-100	PERSONAL SERVICES						
141	REGULAR	.00	310.06	.00	1,508.40	-1,508.40	.00
151	SICK LEAVE	.00	712.30	.00	1,047.50	-1,047.50	.00
	TOTAL PERSONAL SERVICES	.00	1,022.36	.00	2,555.90	-2,555.90	.00
1ST SUBTOTAL-200	EMPLOYEE RETIREMNT & INS.						
221	SERS-EMPLOYER'S SHA	.00	160.52	.00	401.30	-401.30	.00
223	SOCIAL SECURITY	.00	13.58	.00	33.95	-33.95	.00
251	MEDICAL/HOSPITALIZA	.00	535.70	.00	1,339.25	-1,339.25	.00
252	LIFE INSURANCE	.00	2.56	.00	6.40	-6.40	.00
253	DENTAL INSURANCE	.00	39.16	.00	97.90	-97.90	.00
259	NONCERTIFIED INS BE	.00	133.00	.00	332.50	-332.50	.00
	TOTAL EMPLOYEE RETIREMNT & IN	.00	884.52	.00	2,211.30	-2,211.30	.00
	TOTAL PRE-K SPEC ED GRANT FY2	.00	1,906.88	.00	4,767.20	-4,767.20	.00

POWERSCHOOL
DATE: 12/19/2022
TIME: 14:53:10

SHAKER HEIGHTS CITY SCHOOLS
EXPENDITURE STATUS REPORT

PAGE NUMBER: 30
EXPSTA11

SELECTION CRITERIA: ALL
ACCOUNTING PERIOD: 5/23

SORTED BY: FUND/SCC,1ST SUBTOTAL,ACCOUNT
TOTALLED ON: FUND/SCC,1ST SUBTOTAL
PAGE BREAKS ON:

FUND/SCC-5879387 PRE-K SPEC ED GRANT FY23
1ST SUBTOTAL-200 PRE-K SPEC ED GRANT FY23

ACCOUNT	TITLE	BUDGET	PERIOD EXPENDITURES	ENCUMBRANCES OUTSTANDING	YEAR TO DATE EXP	AVAILABLE BALANCE	YTD/ BUD
FUND/SCC-5909290 TITLE II FY22							
1ST SUBTOTAL-100	PERSONAL SERVICES						
111	REGULAR	.00	60.00	.00	29,141.32	-29,141.32	.00
121	SICK LEAVE	.00	.00	.00	3,326.27	-3,326.27	.00
122	PERSONAL LEAVE	.00	.00	.00	704.50	-704.50	.00
	TOTAL PERSONAL SERVICES	.00	60.00	.00	33,172.09	-33,172.09	.00
1ST SUBTOTAL-400 PURCHASED SERVICES							
432	CERTIFIED MEETING E	1,197.00	.00	.00	1,006.02	190.98	84.05
	TOTAL PURCHASED SERVICES	1,197.00	.00	.00	1,006.02	190.98	84.05
	TOTAL TITLE II FY22	1,197.00	60.00	.00	34,178.11	-32,981.11	2855.31
FUND/SCC-5909390 TITLE II FY23							
1ST SUBTOTAL-100	PERSONAL SERVICES						
111	REGULAR	.00	11,211.84	.00	23,743.33	-23,743.33	.00
121	SICK LEAVE	.00	1,115.20	.00	5,241.45	-5,241.45	.00
122	PERSONAL LEAVE	.00	446.08	.00	892.16	-892.16	.00
125	PROFESSIONAL LEAVE	.00	892.16	.00	892.16	-892.16	.00
	TOTAL PERSONAL SERVICES	.00	13,665.28	.00	30,769.10	-30,769.10	.00
1ST SUBTOTAL-200 EMPLOYEE RETIREMNT & INS.							
211	STRS-EMPLOYER'S SHA	.00	1,913.14	.00	4,307.68	-4,307.68	.00
213	SOCIAL SECURITY	.00	180.04	.00	401.49	-401.49	.00
241	MEDICAL/HOSPITALIZA	.00	1,827.48	.00	3,906.68	-3,906.68	.00
242	LIFE INSURANCE	.00	12.80	.00	28.80	-28.80	.00
243	DENTAL INSURANCE	.00	130.50	.00	277.86	-277.86	.00
249	CERTIFIED OTHER INS	.00	452.54	.00	966.99	-966.99	.00
	TOTAL EMPLOYEE RETIREMNT & IN	.00	4,516.50	.00	9,889.50	-9,889.50	.00
1ST SUBTOTAL-400 PURCHASED SERVICES							
432	CERTIFIED MEETING E	.00	.00	800.00	.00	-800.00	.00
	TOTAL PURCHASED SERVICES	.00	.00	800.00	.00	-800.00	.00
	TOTAL TITLE II FY23	.00	18,181.78	800.00	40,658.60	-41,458.60	.00
TOTAL REPORT							
		108,905,959.22	11,102,211.08	15,877,218.62	53,079,814.58	39,948,926.02	63.32

9. SUMMARY CHECK REGISTER – ALL CHECKS

POWERSCHOOL
DATE: 12/19/2022
TIME: 15:03:21

SHAKER HEIGHTS CITY SCHOOLS
CHECK REGISTER INCLUDING SYSTEM VOIDS

PAGE NUMBER: 1
ACCTPA21
ACCOUNTING PERIOD: 5/23

SELECTION CRITERIA: chkstat.rundate between '20221101' and '20221130'

DISTRIBUTION FUND: 0010000

CHECK NUMBER	ISSUE DATE	VENDOR	STATUS	TOTAL	DESCRIPTION
* 168199	11/22/2022	MARSHALL EQUIPMENT COMANY INC.	V	-69.29	VOID MANUAL CHECK
168213	11/15/2022	ACADEMY MUSIC	R	1083.92	ACCOUNTS PAYABLE CHECK
168214	11/15/2022	ALL AMERICAN ATHLETIC APPAREL	R	307.85	ACCOUNTS PAYABLE CHECK
168215	11/15/2022	AMAZON.COM	R	2833.88	ACCOUNTS PAYABLE CHECK
168216	11/15/2022	AMPLIFIED IT LLC	R	1800.00	ACCOUNTS PAYABLE CHECK
168217	11/15/2022	BLICK ART MATERIALS	R	57.60	ACCOUNTS PAYABLE CHECK
168218	11/15/2022	BLICK ART MATERIALS	R	114.29	ACCOUNTS PAYABLE CHECK
168219	11/15/2022	BURGER'S ACE HARDWARE	R	112.34	ACCOUNTS PAYABLE CHECK
168220	11/15/2022	CDW	R	3390.46	ACCOUNTS PAYABLE CHECK
168221	11/15/2022	CERNI MOTORS	R	487.69	ACCOUNTS PAYABLE CHECK
168222	11/15/2022	CINTAS	R	383.41	ACCOUNTS PAYABLE CHECK
168223	11/15/2022	NICHOLS PAPER & SUPPLY CO.	R	499.50	ACCOUNTS PAYABLE CHECK
168224	11/15/2022	DESIRED DESIGN LLC	R	10232.00	ACCOUNTS PAYABLE CHECK
168225	11/15/2022	EASE AT WORK	R	4230.00	ACCOUNTS PAYABLE CHECK
168226	11/15/2022	EDUCATION ALTERNATIVES	R	11004.00	ACCOUNTS PAYABLE CHECK
168227	11/15/2022	EDUCATIONAL SERVICE CENTER OF NE OH	R	34784.69	ACCOUNTS PAYABLE CHECK
168228	11/15/2022	EVERSTREAM HOLDING CO. LLC	R	1728.03	ACCOUNTS PAYABLE CHECK
168229	11/15/2022	EXTRA DUTY SOLUTIONS	R	34551.66	ACCOUNTS PAYABLE CHECK
168230	11/15/2022	NEARPOD FLOCABULARY	R	3600.00	ACCOUNTS PAYABLE CHECK
168231	11/15/2022	FOLLETT LIBRARY RESOURCES	R	1527.64	ACCOUNTS PAYABLE CHECK
168232	11/15/2022	FORTE PRODUCTIONS	R	4900.00	ACCOUNTS PAYABLE CHECK
168233	11/15/2022	GARLAND/DBS INC.	R	9900.00	ACCOUNTS PAYABLE CHECK
168234	11/15/2022	GUARDIAN ALARM CO.	R	1626.83	ACCOUNTS PAYABLE CHECK
168235	11/15/2022	HOME DEPOT PRO INSTITUTIONAL	R	631.84	ACCOUNTS PAYABLE CHECK
168236	11/15/2022	INDEPENDENCE BUSINESS SUPPLY	R	3288.94	ACCOUNTS PAYABLE CHECK
168237	11/15/2022	J.W. PEPPER & SON INC.	R	192.72	ACCOUNTS PAYABLE CHECK
168238	11/15/2022	K12 SCHOOL CONSULTANTS LLC	R	157.30	ACCOUNTS PAYABLE CHECK
168239	11/15/2022	KEELER & ASSOCIATES	R	841.00	ACCOUNTS PAYABLE CHECK
168240	11/15/2022	KIDSLINK SCHOOL LLC	R	7166.67	ACCOUNTS PAYABLE CHECK
168241	11/15/2022	LAMOTTE COMPANY	R	273.10	ACCOUNTS PAYABLE CHECK
168242	11/15/2022	OH BUR OF CRIM ID INVESTIGATION	R	8268.75	ACCOUNTS PAYABLE CHECK
168243	11/15/2022	OHIO ASSOC. OF IB WORLD SCHOOL	R	26550.00	ACCOUNTS PAYABLE CHECK
168244	11/15/2022	O'REILLY AUTO ENTERPRISES LLC	R	174.85	ACCOUNTS PAYABLE CHECK
168245	11/15/2022	PLAYHOUSE SQUARE CENTER	R	800.00	ACCOUNTS PAYABLE CHECK
168246	11/15/2022	PRO ONCALL TECHNOLOGIES LLC	R	159.90	ACCOUNTS PAYABLE CHECK
168247	11/15/2022	RACHEL WIXEY & ASSOCIATES	R	4519.43	ACCOUNTS PAYABLE CHECK
168248	11/15/2022	RAINBOW SPRINKLER SYSTEM INC.	R	2500.00	ACCOUNTS PAYABLE CHECK
168249	11/15/2022	SCHOOL SPECIALTY INC	R	0.02	ACCOUNTS PAYABLE CHECK
168250	11/15/2022	SCHOOL SPECIALTY MARKETPLACE	R	64.15	ACCOUNTS PAYABLE CHECK
168251	11/15/2022	SCREENCLOUD INC	R	325.59	ACCOUNTS PAYABLE CHECK
168252	11/15/2022	SYNOVIA SOLUTIONS	R	58.00	ACCOUNTS PAYABLE CHECK
168253	11/15/2022	TLC TRANSPORTATION SERVICES	R	29821.00	ACCOUNTS PAYABLE CHECK
168254	11/15/2022	TURFSCAPE INC	R	6387.45	ACCOUNTS PAYABLE CHECK
168255	11/15/2022	UNITED RENTALS INC. NORTH AMERICA	R	80.00	ACCOUNTS PAYABLE CHECK
168256	11/15/2022	WAKE UP CALL MEDIA	R	375.00	ACCOUNTS PAYABLE CHECK
168257	11/15/2022	KENNETH COATS	R	70.00	ACCOUNTS PAYABLE CHECK
168258	11/15/2022	COURTNEY PERRY	R	100.00	ACCOUNTS PAYABLE CHECK
168259	11/15/2022	JIMMY GOODEN	R	70.00	ACCOUNTS PAYABLE CHECK
168260	11/15/2022	SYLVESTER L HINDESMILLER	R	129.00	ACCOUNTS PAYABLE CHECK
168261	11/15/2022	ILLUMINATING CO.	R	38186.77	ACCOUNTS PAYABLE CHECK
168262	11/15/2022	JANELE KAMPAS	R	7.75	ACCOUNTS PAYABLE CHECK
168263	11/15/2022	MELRAN LEACH, JR	R	70.00	ACCOUNTS PAYABLE CHECK

POWERSCHOOL
DATE: 12/19/2022
TIME: 15:03:21

SHAKER HEIGHTS CITY SCHOOLS
CHECK REGISTER INCLUDING SYSTEM VOIDS

PAGE NUMBER: 2
ACCTPA21
ACCOUNTING PERIOD: 5/23

SELECTION CRITERIA: chkstat.rundate between '20221101' and '20221130'

168264	11/15/2022	MERELENEA DOZIER	R	70.00	ACCOUNTS PAYABLE CHECK
168265	11/15/2022	REGIONAL TRANSIT AUTHORITY	R	70.00	ACCOUNTS PAYABLE CHECK
168266	11/15/2022	CHARLES WILLIAMS	R	70.00	ACCOUNTS PAYABLE CHECK
168267	11/15/2022	KIM YEAGER	R	70.00	ACCOUNTS PAYABLE CHECK
168268	11/16/2022	DENISE N BROWN	R	2.50	ACCOUNTS PAYABLE CHECK
168269	11/16/2022	COURTNEY PERRY	R	100.00	ACCOUNTS PAYABLE CHECK
168270	11/16/2022	ILLUMINATING CO.	R	2999.78	ACCOUNTS PAYABLE CHECK
168271	11/16/2022	NICCOLE YOUNG	R	2151.40	ACCOUNTS PAYABLE CHECK
168272	11/17/2022	AIG RETIREMENT	R	33157.84	ACCOUNTS PAYABLE CHECK
168273	11/17/2022	AIG RETIREMENT	R	46000.00	ACCOUNTS PAYABLE CHECK
168274	11/17/2022	AIG RETIREMENT	R	5777.10	ACCOUNTS PAYABLE CHECK
168275	11/17/2022	AIG RETIREMENT	R	8095.95	ACCOUNTS PAYABLE CHECK
168276	11/17/2022	AIG RETIREMENT	R	41475.00	ACCOUNTS PAYABLE CHECK
168277	11/17/2022	AIG RETIREMENT	R	5857.55	ACCOUNTS PAYABLE CHECK
168278	11/17/2022	VOYA RETIREMENT INS. AND ANNUITY CO	R	26798.21	ACCOUNTS PAYABLE CHECK
168279	11/17/2022	GWN MARKETING, INC	R	21369.44	ACCOUNTS PAYABLE CHECK
168280	11/17/2022	ABC-CLIO LLC	R	89.00	ACCOUNTS PAYABLE CHECK
168281	11/17/2022	ACADEMY MUSIC	R	565.60	ACCOUNTS PAYABLE CHECK
168282	11/17/2022	GARY ADAMS	R	750.00	ACCOUNTS PAYABLE CHECK
168283	11/17/2022	AMAZON.COM	R	24.79	ACCOUNTS PAYABLE CHECK
168284	11/17/2022	AMERICAN FENCE COMPANY	R	1857.00	ACCOUNTS PAYABLE CHECK
168285	11/17/2022	AT&T	R	1.36	ACCOUNTS PAYABLE CHECK
168286	11/17/2022	AVI FOODSYSTEMS INC	R	285046.29	ACCOUNTS PAYABLE CHECK
168287	11/17/2022	BLICK ART MATERIALS	R	29.99	ACCOUNTS PAYABLE CHECK
168288	11/17/2022	BRINDZA MCINTYRE & SEED LLP	R	5734.49	ACCOUNTS PAYABLE CHECK
168289	11/17/2022	CERNI MOTORS	R	1673.17	ACCOUNTS PAYABLE CHECK
168290	11/17/2022	CINTAS	R	581.98	ACCOUNTS PAYABLE CHECK
168291	11/17/2022	CLEVELAND HEARING AND SPEECH CENTER	R	8190.00	ACCOUNTS PAYABLE CHECK
168292	11/17/2022	CLEVELAND ROWING FOUNDATION	R	250.00	ACCOUNTS PAYABLE CHECK
168293	11/17/2022	COGNIA INC.	R	1200.00	ACCOUNTS PAYABLE CHECK
168294	11/17/2022	COMFORT SYSTEMS USA (OHIO) INC	R	3244.00	ACCOUNTS PAYABLE CHECK
168295	11/17/2022	CONTINENTAL FIRE & SECURITY	R	252.75	ACCOUNTS PAYABLE CHECK
168296	11/17/2022	ACCO BRANDS USA LLC	R	185.13	ACCOUNTS PAYABLE CHECK
168297	11/17/2022	DENISE A. SNOWDEN CONSULTING LLC	R	10387.50	ACCOUNTS PAYABLE CHECK
168298	11/17/2022	EDUCATIONAL SERVICE CENTER OF NE OH	R	275.00	ACCOUNTS PAYABLE CHECK
168299	11/17/2022	EDUCATIONAL SVC CTR PROF DEV CTR	R	16038.00	ACCOUNTS PAYABLE CHECK
168300	11/17/2022	FLINN SCIENTIFIC INC.	R	99.00	ACCOUNTS PAYABLE CHECK
168301	11/17/2022	FOLLETT LIBRARY RESOURCES	R	4442.54	ACCOUNTS PAYABLE CHECK
168302	11/17/2022	GRAINGER	R	219.34	ACCOUNTS PAYABLE CHECK
168303	11/17/2022	GREAT LAKES HOCKEY LEAGUE	R	1500.00	ACCOUNTS PAYABLE CHECK
168304	11/17/2022	HEALTHCARE PROCESS CONSULTING INC	R	7250.00	ACCOUNTS PAYABLE CHECK
168305	11/17/2022	HOGAN TRANSPORTATION	R	132059.84	ACCOUNTS PAYABLE CHECK
168306	11/17/2022	INDEPENDENCE BUSINESS SUPPLY	R	2610.00	ACCOUNTS PAYABLE CHECK
168307	11/17/2022	J.W. PEPPER & SON INC.	R	202.84	ACCOUNTS PAYABLE CHECK
168308	11/17/2022	JARRETT PUBLISHING CO	R	712.50	ACCOUNTS PAYABLE CHECK
168309	11/17/2022	JC EHRLICH	R	406.08	ACCOUNTS PAYABLE CHECK
168310	11/17/2022	JOSTENS INC.	R	30.75	ACCOUNTS PAYABLE CHECK
168311	11/17/2022	LADDERS UNLIMITED & SUPPLY INC	R	8241.67	ACCOUNTS PAYABLE CHECK
168312	11/17/2022	LAKE ERIE LEAGUE	R	3500.00	ACCOUNTS PAYABLE CHECK
168313	11/17/2022	LOWE'S COMPANIES INC	R	116.66	ACCOUNTS PAYABLE CHECK
168314	11/17/2022	MAPLEWOOD RUNNING ROCKETS	R	230.00	ACCOUNTS PAYABLE CHECK
168315	11/17/2022	MARS ELECTRIC	R	688.27	ACCOUNTS PAYABLE CHECK
168316	11/17/2022	N2Y LLC	R	765.85	ACCOUNTS PAYABLE CHECK
168317	11/17/2022	NATIONAL BASKETBALL ACADEMY	R	150.00	ACCOUNTS PAYABLE CHECK
168318	11/17/2022	NATIONAL STUDENT CLEARINGHOUSE	R	595.00	ACCOUNTS PAYABLE CHECK
168319	11/17/2022	NEPTUNE PLUMBING & HEATING CO.	R	3776.44	ACCOUNTS PAYABLE CHECK

POWERSCHOOL
DATE: 12/19/2022
TIME: 15:03:21

SHAKER HEIGHTS CITY SCHOOLS
CHECK REGISTER INCLUDING SYSTEM VOIDS

PAGE NUMBER: 3
ACCTPA21
ACCOUNTING PERIOD: 5/23

SELECTION CRITERIA: chkstat.rundate between '20221101' and '20221130'

168320	11/17/2022	NEWPORT CHEMICAL & EQUIPMENT	R	243.95	ACCOUNTS PAYABLE CHECK
168321	11/17/2022	NORTH COAST TUTORING SERVICES	R	6552.75	ACCOUNTS PAYABLE CHECK
168322	11/17/2022	OFFICE FURNITURE WAREHOUSE	R	11605.00	ACCOUNTS PAYABLE CHECK
168323	11/17/2022	PLANNED PARENTHOOD OF GREATER OHIO	R	6090.00	ACCOUNTS PAYABLE CHECK
168324	11/17/2022	PRECIOUS CARGO TRANSPORTATION INC	R	7860.00	ACCOUNTS PAYABLE CHECK
168325	11/17/2022	PRO-TUFF DECALS	R	815.21	ACCOUNTS PAYABLE CHECK
168326	11/17/2022	RETTIG MUSIC	R	832.24	ACCOUNTS PAYABLE CHECK
168327	11/17/2022	RIDDELL	R	6800.00	ACCOUNTS PAYABLE CHECK
168328	11/17/2022	RUBE ADLER SPORTS	R	11602.00	ACCOUNTS PAYABLE CHECK
168329	11/17/2022	SCHOLASTIC INC EDUCATION	R	770.38	ACCOUNTS PAYABLE CHECK
168330	11/17/2022	SENDERO THERAPIES INC.	R	35702.50	ACCOUNTS PAYABLE CHECK
168331	11/17/2022	SHAKER SCHOOLS FOUNDATION	R	757.00	ACCOUNTS PAYABLE CHECK
168332	11/17/2022	SHAWNEE HILLS GOLF COURSE	R	1343.50	ACCOUNTS PAYABLE CHECK
168333	11/17/2022	SHRED-IT USA	R	541.01	ACCOUNTS PAYABLE CHECK
168334	11/17/2022	SOUNDCOM SYSTEMS	R	360.25	ACCOUNTS PAYABLE CHECK
168335	11/17/2022	SPITZ INC.	R	599.07	ACCOUNTS PAYABLE CHECK
168336	11/17/2022	SQUIRE PATTON BOGGS LLP	R	750.00	ACCOUNTS PAYABLE CHECK
168337	11/17/2022	STEPS CTR FOR EXCELLENCE IN AUTISM	R	19750.00	ACCOUNTS PAYABLE CHECK
168338	11/17/2022	STEPS EFX LLC	R	3152.00	ACCOUNTS PAYABLE CHECK
168339	11/17/2022	SUMMIT CONTROL	R	825.96	ACCOUNTS PAYABLE CHECK
168340	11/17/2022	TOTAL LINE REFRIGERATION	R	1640.57	ACCOUNTS PAYABLE CHECK
168341	11/17/2022	TYPING AGENT LLC	R	2016.00	ACCOUNTS PAYABLE CHECK
168342	11/17/2022	UH OCCUPATIONAL HEALTH	R	765.00	ACCOUNTS PAYABLE CHECK
168343	11/17/2022	UNITED RENTALS INC. NORTH AMERICA	R	4960.86	ACCOUNTS PAYABLE CHECK
168344	11/17/2022	UNITED SKATES OF AMERICA	R	1674.00	ACCOUNTS PAYABLE CHECK
168345	11/17/2022	JOSHUA WALKER	R	75.00	ACCOUNTS PAYABLE CHECK
168346	11/17/2022	WINDSOR LEARNING INC.	R	22771.50	ACCOUNTS PAYABLE CHECK
168347	11/17/2022	XLPERFORMANCE	R	675.00	ACCOUNTS PAYABLE CHECK
168348	11/17/2022	ZANER- BLOSER	R	5661.46	ACCOUNTS PAYABLE CHECK
168349	11/21/2022	DEARBORN LIFE INSURANCE COMPANY	R	9599.70	ACCOUNTS PAYABLE CHECK
168350	11/21/2022	LEGAL SHIELD	R	1254.50	ACCOUNTS PAYABLE CHECK
168351	11/22/2022	ACADEMY MUSIC	R	310.00	ACCOUNTS PAYABLE CHECK
168352	11/22/2022	ALCO-CHEM INC	R	420.00	ACCOUNTS PAYABLE CHECK
168353	11/22/2022	AMAZON.COM	R	865.57	ACCOUNTS PAYABLE CHECK
168354	11/22/2022	ATHLETIC LAUNDRY CO.	R	1320.58	ACCOUNTS PAYABLE CHECK
168355	11/22/2022	BASS SECURITY SERVICE INC.	R	143.60	ACCOUNTS PAYABLE CHECK
168356	11/22/2022	BE WELL SOLUTIONS	R	2205.00	ACCOUNTS PAYABLE CHECK
168357	11/22/2022	BEST TRUCK EQUIPMENT INC	R	6499.97	ACCOUNTS PAYABLE CHECK
168358	11/22/2022	BLUUM OF MINNESOTA LLC	R	4204.00	ACCOUNTS PAYABLE CHECK
168359	11/22/2022	BURGER'S ACE HARDWARE	R	123.90	ACCOUNTS PAYABLE CHECK
168360	11/22/2022	CASTLE GLASS INC	R	711.00	ACCOUNTS PAYABLE CHECK
168361	11/22/2022	CDW	R	24.62	ACCOUNTS PAYABLE CHECK
168362	11/22/2022	CINTAS	R	256.30	ACCOUNTS PAYABLE CHECK
168363	11/22/2022	CITY OF SHAKER HEIGHTS	R	310.75	ACCOUNTS PAYABLE CHECK
168364	11/22/2022	COMFORT SYSTEMS USA (OHIO) INC	R	14801.85	ACCOUNTS PAYABLE CHECK
168365	11/22/2022	EDUCATIONAL SERVICE CENTER OF NE OH	R	41755.29	ACCOUNTS PAYABLE CHECK
168366	11/22/2022	FIRST TEE OF CLEVELAND	R	300.00	ACCOUNTS PAYABLE CHECK
168367	11/22/2022	FOLLETT LIBRARY RESOURCES	R	904.99	ACCOUNTS PAYABLE CHECK
168368	11/22/2022	GARDINER SERVICE COMPANY	R	11995.00	ACCOUNTS PAYABLE CHECK
168369	11/22/2022	WELKER- MCKEE CLEVELAND	R	100.79	ACCOUNTS PAYABLE CHECK
168370	11/22/2022	HEPNER AIR FILTER SERVICE INC	R	331.60	ACCOUNTS PAYABLE CHECK
168371	11/22/2022	HIDDEN VALLEY ELECTRIC INC	R	5300.00	ACCOUNTS PAYABLE CHECK
168372	11/22/2022	HMA PROMOTIONS	R	1578.50	ACCOUNTS PAYABLE CHECK
168373	11/22/2022	HOME DEPOT PRO INSTITUTIONAL	R	145.68	ACCOUNTS PAYABLE CHECK
168374	11/22/2022	INDEPENDENCE BUSINESS SUPPLY	R	16.80	ACCOUNTS PAYABLE CHECK
168375	11/22/2022	IXL LEARNING	R	198.00	ACCOUNTS PAYABLE CHECK

POWERSCHOOL
DATE: 12/19/2022
TIME: 15:03:21

SHAKER HEIGHTS CITY SCHOOLS
CHECK REGISTER INCLUDING SYSTEM VOIDS

PAGE NUMBER: 4
ACCTPA21
ACCOUNTING PERIOD: 5/23

SELECTION CRITERIA: chkstat.rundate between '20221101' and '20221130'

168376	11/22/2022	J.W. PEPPER & SON INC.	R	6.00	ACCOUNTS PAYABLE CHECK
168377	11/22/2022	JC EHRLICH	R	210.00	ACCOUNTS PAYABLE CHECK
168378	11/22/2022	JOHNSON CONTROLS LLC	R	755.88	ACCOUNTS PAYABLE CHECK
168379	11/22/2022	JOSTENS INC.	R	65.50	ACCOUNTS PAYABLE CHECK
168380	11/22/2022	MADELINE LEVITZ	R	462.50	ACCOUNTS PAYABLE CHECK
168381	11/22/2022	POWER OF THE PEN	R	450.00	ACCOUNTS PAYABLE CHECK
168382	11/22/2022	PRECISION COMPACTION SERVICES LLC	R	2277.38	ACCOUNTS PAYABLE CHECK
168383	11/22/2022	RACHEL WIXEY & ASSOCIATES	R	3776.51	ACCOUNTS PAYABLE CHECK
168384	11/22/2022	RCR SERVICES INC.	R	10790.59	ACCOUNTS PAYABLE CHECK
168385	11/22/2022	SCHOOL SPECIALTY MARKETPLACE	R	81.88	ACCOUNTS PAYABLE CHECK
168386	11/22/2022	SILCO FIRE & SECURITY	R	818.50	ACCOUNTS PAYABLE CHECK
168387	11/22/2022	SOS SPEEDY OFFICE SUPPLY	R	143.30	ACCOUNTS PAYABLE CHECK
168388	11/22/2022	STEVE'S SPORTS INC.	R	284.00	ACCOUNTS PAYABLE CHECK
168389	11/22/2022	THE OHIO STATE UNIVERSITY	R	200.00	ACCOUNTS PAYABLE CHECK
168390	11/22/2022	UNITED RENTALS INC. NORTH AMERICA	R	13075.10	ACCOUNTS PAYABLE CHECK
168391	11/22/2022	WAKE UP CALL MEDIA	R	1110.00	ACCOUNTS PAYABLE CHECK
168392	11/22/2022	WEST HEALTH ADVOCATE SOLUTIONS INC	R	962.20	ACCOUNTS PAYABLE CHECK
168393	11/22/2022	WHIRLYBALL	R	2568.00	ACCOUNTS PAYABLE CHECK
168394	11/22/2022	WOODHILL SUPPLY	R	768.36	ACCOUNTS PAYABLE CHECK
168395	11/23/2022	DOMINION EAST OHIO	R	8247.92	ACCOUNTS PAYABLE CHECK
168396	11/23/2022	ETHAN GOLDFARB	R	195.00	ACCOUNTS PAYABLE CHECK
168397	11/23/2022	KATHRYN FLOYD	R	25.00	ACCOUNTS PAYABLE CHECK
168398	11/23/2022	GARY & EILEEN HSICH	R	300.00	ACCOUNTS PAYABLE CHECK
168399	11/30/2022	ACADEMY MUSIC	R	716.00	ACCOUNTS PAYABLE CHECK
168400	11/30/2022	GARY ADAMS	R	265.00	ACCOUNTS PAYABLE CHECK
168401	11/30/2022	ADLER TEAM SPORTS	R	3761.60	ACCOUNTS PAYABLE CHECK
168402	11/30/2022	BLICK ART MATERIALS	R	298.47	ACCOUNTS PAYABLE CHECK
168403	11/30/2022	BURGER'S ACE HARDWARE	R	21.99	ACCOUNTS PAYABLE CHECK
168404	11/30/2022	CALVETTA BROS CONSTRUCTION	R	3057.00	ACCOUNTS PAYABLE CHECK
168405	11/30/2022	CENTURY EQUIPMENT INC	R	1086.19	ACCOUNTS PAYABLE CHECK
168406	11/30/2022	CINTAS	R	326.72	ACCOUNTS PAYABLE CHECK
168407	11/30/2022	CLEVELAND CENTRAL CATHOLIC	R	350.00	ACCOUNTS PAYABLE CHECK
168408	11/30/2022	CLEVELAND MUNICIPAL SCHOOL	R	4440.74	ACCOUNTS PAYABLE CHECK
168409	11/30/2022	COMFORT SYSTEMS USA (OHIO) INC	R	3900.00	ACCOUNTS PAYABLE CHECK
168410	11/30/2022	CONTINENTAL FIRE & SECURITY	R	528.00	ACCOUNTS PAYABLE CHECK
168411	11/30/2022	COPY KING	R	641.25	ACCOUNTS PAYABLE CHECK
168412	11/30/2022	NICHOLS PAPER & SUPPLY CO.	R	7982.94	ACCOUNTS PAYABLE CHECK
168413	11/30/2022	DEX IMAGING LLC	R	99.00	ACCOUNTS PAYABLE CHECK
168414	11/30/2022	ECONOMICS CENTER FOR EDU & RESEARCH	R	60.00	ACCOUNTS PAYABLE CHECK
168415	11/30/2022	EDUCATIONAL SERVICE CENTER OF NE OH	R	13457.00	ACCOUNTS PAYABLE CHECK
168416	11/30/2022	EDUCATIONAL SVC CTR PROF DEV CTR	R	50446.00	ACCOUNTS PAYABLE CHECK
168417	11/30/2022	ESC OF THE WESTERN RESERVE	R	7463.42	ACCOUNTS PAYABLE CHECK
168418	11/30/2022	FOLLETT LIBRARY RESOURCES	R	1622.20	ACCOUNTS PAYABLE CHECK
168419	11/30/2022	GUS CHAN	R	2086.00	ACCOUNTS PAYABLE CHECK
168420	11/30/2022	INDEPENDENCE BUSINESS SUPPLY	R	123.91	ACCOUNTS PAYABLE CHECK
168421	11/30/2022	J.W. PEPPER & SON INC.	R	189.43	ACCOUNTS PAYABLE CHECK
168422	11/30/2022	JOSHEN PAPER OF CLEVELAND	R	1276.65	ACCOUNTS PAYABLE CHECK
168423	11/30/2022	JOSTENS INC.	R	30.75	ACCOUNTS PAYABLE CHECK
168424	11/30/2022	KELVIN LP	R	131.84	ACCOUNTS PAYABLE CHECK
168425	11/30/2022	MADELINE LEVITZ	R	437.50	ACCOUNTS PAYABLE CHECK
168426	11/30/2022	M-A BUILDING & MAINTENANCE	R	13975.00	ACCOUNTS PAYABLE CHECK
168427	11/30/2022	MAPLE LEAF TRACK CLUB	R	1540.00	ACCOUNTS PAYABLE CHECK
168428	11/30/2022	MARY ANTON-OLDENBURG	R	4800.00	ACCOUNTS PAYABLE CHECK
168429	11/30/2022	N2Y LLC	R	5269.27	ACCOUNTS PAYABLE CHECK
168430	11/30/2022	NAPA AUTO PARTS	R	432.90	ACCOUNTS PAYABLE CHECK
168431	11/30/2022	NAPSA	R	170.00	ACCOUNTS PAYABLE CHECK

POWERSCHOOL
DATE: 12/19/2022
TIME: 15:03:21

SHAKER HEIGHTS CITY SCHOOLS
CHECK REGISTER INCLUDING SYSTEM VOIDS

PAGE NUMBER: 5
ACCTPA21
ACCOUNTING PERIOD: 5/23

SELECTION CRITERIA: chkstat.rundate between '20221101' and '20221130'

168432	11/30/2022	NEPTUNE PLUMBING & HEATING CO.	R	26702.13	ACCOUNTS PAYABLE CHECK
168433	11/30/2022	O'REILLY AUTO ENTERPRISES LLC	R	379.26	ACCOUNTS PAYABLE CHECK
168434	11/30/2022	PRECIOUS CARGO TRANSPORTATION INC	R	5530.00	ACCOUNTS PAYABLE CHECK
168435	11/30/2022	REHADAPT NORTH AMERICA LLC	R	1485.00	ACCOUNTS PAYABLE CHECK
168436	11/30/2022	WILLIAM SCANLON (SHTA)	R	2588.75	ACCOUNTS PAYABLE CHECK
168437	11/30/2022	SCHOLASTIC INC EDUCATION	R	560.34	ACCOUNTS PAYABLE CHECK
168438	11/30/2022	STUDIES WEEKLY INC	R	430.32	ACCOUNTS PAYABLE CHECK
168439	11/30/2022	SYNOVIA SOLUTIONS	R	58.00	ACCOUNTS PAYABLE CHECK
168440	11/30/2022	TEXTBOOK WAREHOUSE LLC	R	859.40	ACCOUNTS PAYABLE CHECK
168441	11/30/2022	TRANSPORTATION ACCESSORIES	R	313.22	ACCOUNTS PAYABLE CHECK
168442	11/30/2022	TURFSCAPE INC	R	4595.86	ACCOUNTS PAYABLE CHECK
168443	11/30/2022	UNITED SKATES OF AMERICA	R	1854.00	ACCOUNTS PAYABLE CHECK
168444	11/30/2022	UNITY SCHOOL BUS PARTS	R	145.71	ACCOUNTS PAYABLE CHECK
168445	11/30/2022	WESTERN RESERVE HISTORICAL SOCIETY	R	488.00	ACCOUNTS PAYABLE CHECK
168446	11/30/2022	KEVIN CURTAIN	R	150.00	ACCOUNTS PAYABLE CHECK
168447	11/30/2022	KRISTIN KAELEBER	R	5.95	ACCOUNTS PAYABLE CHECK
168448	11/30/2022	NICCOLE YOUNG	R	1290.84	ACCOUNTS PAYABLE CHECK
168449	11/30/2022	ANDRIY MAGURA	R	2567.89	ACCOUNTS PAYABLE CHECK
168450	11/30/2022	ABC PIPING CO	R	8100.00	ACCOUNTS PAYABLE CHECK
168451	11/30/2022	ACADEMY MUSIC	R	210.00	ACCOUNTS PAYABLE CHECK
168452	11/30/2022	CHARD SNYDER & ASSOCIATES INC	R	842.50	ACCOUNTS PAYABLE CHECK
168453	11/30/2022	NICHOLS PAPER & SUPPLY CO.	R	2208.93	ACCOUNTS PAYABLE CHECK
168454	11/30/2022	ACCO BRANDS USA LLC	R	362.00	ACCOUNTS PAYABLE CHECK
168455	11/30/2022	DIETRICH, LLC	R	110.00	ACCOUNTS PAYABLE CHECK
168456	11/30/2022	O.P. AQUATICS	R	1071.45	ACCOUNTS PAYABLE CHECK
168457	11/30/2022	FOLLETT LIBRARY RESOURCES	R	14.98	ACCOUNTS PAYABLE CHECK
168458	11/30/2022	SHARON GALIN	R	1326.45	ACCOUNTS PAYABLE CHECK
168459	11/30/2022	WELKER- MCKEE CLEVELAND	R	793.81	ACCOUNTS PAYABLE CHECK
168460	11/30/2022	INDEPENDENCE BUSINESS SUPPLY	R	6337.14	ACCOUNTS PAYABLE CHECK
168461	11/30/2022	INDEPENDENCE BUSINESS SUPPLY	R	24853.45	ACCOUNTS PAYABLE CHECK
168462	11/30/2022	INTERNATIONAL BACCALAUREATE	R	34531.00	ACCOUNTS PAYABLE CHECK
168463	11/30/2022	INTRADO INTERACTIVE	R	9432.75	ACCOUNTS PAYABLE CHECK
168464	11/30/2022	JEREMIAH CAVER	R	375.00	ACCOUNTS PAYABLE CHECK
168465	11/30/2022	JOHNSON CONTROLS LLC	R	3624.64	ACCOUNTS PAYABLE CHECK
168466	11/30/2022	JOSTENS INC.	R	10.65	ACCOUNTS PAYABLE CHECK
168467	11/30/2022	LIBERTY MUTUAL	R	4965.65	ACCOUNTS PAYABLE CHECK
168468	11/30/2022	MARS ELECTRIC	R	561.45	ACCOUNTS PAYABLE CHECK
168469	11/30/2022	MARSHALL EQUIPMENT COMANY INC.	R	372.71	ACCOUNTS PAYABLE CHECK
168470	11/30/2022	JOSHUA MCELROY	R	600.00	ACCOUNTS PAYABLE CHECK
168471	11/30/2022	MIDLAND HARDWARE	R	169.00	ACCOUNTS PAYABLE CHECK
168472	11/30/2022	OHIO SCHOOL BOARDS ASSOCIATION	R	2825.00	ACCOUNTS PAYABLE CHECK
168473	11/30/2022	PASCO	R	829.00	ACCOUNTS PAYABLE CHECK
168474	11/30/2022	RE-EDUCATION SERVICES INC.	R	5264.00	ACCOUNTS PAYABLE CHECK
168475	11/30/2022	RIDDELL/ ALL AMERICAN SPORTS CORP	R	3972.45	ACCOUNTS PAYABLE CHECK
168476	11/30/2022	RUBE ADLER SPORTS	R	728.00	ACCOUNTS PAYABLE CHECK
168477	11/30/2022	SHIFFLER EQUIPMENT SALES	R	709.90	ACCOUNTS PAYABLE CHECK
168478	11/30/2022	SILCO FIRE & SECURITY	R	1598.04	ACCOUNTS PAYABLE CHECK
168479	11/30/2022	STEVE'S SPORTS INC.	R	985.00	ACCOUNTS PAYABLE CHECK
168480	11/30/2022	OHIO DEPT OF COMMERCE	R	204.75	ACCOUNTS PAYABLE CHECK
168481	11/30/2022	WAKE UP CALL MEDIA	R	1110.00	ACCOUNTS PAYABLE CHECK
168482	11/30/2022	MARLA WALKER	R	1515.00	ACCOUNTS PAYABLE CHECK
168483	11/30/2022	EAI EDUCATION	R	140.70	ACCOUNTS PAYABLE CHECK
168484	11/30/2022	EDDIE J. HARRIS	R	800.00	ACCOUNTS PAYABLE CHECK
168485	11/30/2022	ERIC ROSS	R	50.00	ACCOUNTS PAYABLE CHECK
168486	11/30/2022	ADLER TEAM SPORTS	R	841.00	ACCOUNTS PAYABLE CHECK
168487	11/30/2022	CERNI MOTORS	R	652.37	ACCOUNTS PAYABLE CHECK

POWERSCHOOL
DATE: 12/19/2022
TIME: 15:03:21

SHAKER HEIGHTS CITY SCHOOLS
CHECK REGISTER INCLUDING SYSTEM VOIDS

PAGE NUMBER: 6
ACCTPA21
ACCOUNTING PERIOD: 5/23

SELECTION CRITERIA: chkstat.rundate between '20221101' and '20221130'

168488	11/30/2022	COLONIAL OIL INDUSTRIES INC	R	31267.84	ACCOUNTS PAYABLE CHECK
168489	11/30/2022	GOODYEAR COMMERCIAL TIRE & SER	R	2170.72	ACCOUNTS PAYABLE CHECK
168490	11/30/2022	FOLLETT LIBRARY RESOURCES	R	527.81	ACCOUNTS PAYABLE CHECK
168491	11/30/2022	HANS FREIGHTLINER	R	358.74	ACCOUNTS PAYABLE CHECK
168492	11/30/2022	INDEPENDENCE BUSINESS SUPPLY	R	1123.52	ACCOUNTS PAYABLE CHECK
168493	11/30/2022	JOSTENS INC.	R	30.75	ACCOUNTS PAYABLE CHECK
168494	11/30/2022	HILARY LACERDA	R	250.00	ACCOUNTS PAYABLE CHECK
168495	11/30/2022	LOVE INSURANCE GROUP	R	72.00	ACCOUNTS PAYABLE CHECK
168496	11/30/2022	NAPA AUTO PARTS	R	36.71	ACCOUNTS PAYABLE CHECK
168497	11/30/2022	O'REILLY AUTO ENTERPRISES LLC	R	384.56	ACCOUNTS PAYABLE CHECK
168498	11/30/2022	PPC LUBRICANTS	R	4024.65	ACCOUNTS PAYABLE CHECK
168499	11/30/2022	RE-EDUCATION SERVICES INC.	R	404.00	ACCOUNTS PAYABLE CHECK
168500	11/30/2022	SPORTSDECALS INC	R	343.92	ACCOUNTS PAYABLE CHECK
168501	11/30/2022	SYNOVIA SOLUTIONS	R	58.00	ACCOUNTS PAYABLE CHECK
168502	11/30/2022	VALLEY FORD TRUCKS	R	89.23	ACCOUNTS PAYABLE CHECK
168503	11/30/2022	ZEP SALES & SERVICE	R	148.95	ACCOUNTS PAYABLE CHECK
168504	11/30/2022	AIG RETIREMENT	R	7994.06	ACCOUNTS PAYABLE CHECK
168505	11/30/2022	CCT FINANCIAL / US BANK	R	269.50	ACCOUNTS PAYABLE CHECK
168506	11/30/2022	CLEVELAND MUSEUM OF NATURAL HISTORY	R	720.00	ACCOUNTS PAYABLE CHECK
168507	11/30/2022	NICHOLS PAPER & SUPPLY CO.	R	4419.37	ACCOUNTS PAYABLE CHECK
168508	11/30/2022	EA GROUP	R	800.00	ACCOUNTS PAYABLE CHECK
168509	11/30/2022	EVERDRIVEN TECHNOLOGIES, LLC	R	10792.50	ACCOUNTS PAYABLE CHECK
168510	11/30/2022	GARDINER SERVICE COMPANY	R	1308.00	ACCOUNTS PAYABLE CHECK
168511	11/30/2022	GLEN D. RAMAGE ARCHITECT INC.	R	3175.00	ACCOUNTS PAYABLE CHECK
168512	11/30/2022	INDEPENDENCE BUSINESS SUPPLY	R	1333.65	ACCOUNTS PAYABLE CHECK
168513	11/30/2022	JC EHRLICH	R	547.56	ACCOUNTS PAYABLE CHECK
168514	11/30/2022	JOSHEN PAPER OF CLEVELAND	R	902.10	ACCOUNTS PAYABLE CHECK
168515	11/30/2022	MESSINA FLOOR COVERING LLC	R	6262.36	ACCOUNTS PAYABLE CHECK
168516	11/30/2022	NEPTUNE PLUMBING & HEATING CO.	R	2092.38	ACCOUNTS PAYABLE CHECK
168517	11/30/2022	NEWPORT CHEMICAL & EQUIPMENT	R	997.27	ACCOUNTS PAYABLE CHECK
168518	11/30/2022	OHIO PRINTING AND PROMOTION	R	846.46	ACCOUNTS PAYABLE CHECK
168519	11/30/2022	PIONEER MANUFACTURING CO.	R	713.00	ACCOUNTS PAYABLE CHECK
168520	11/30/2022	SCHOOL NURSE SUPPLY INC.	R	1496.70	ACCOUNTS PAYABLE CHECK
168521	11/30/2022	SHORTSTACK PRINTING	R	4389.00	ACCOUNTS PAYABLE CHECK
168522	11/30/2022	TURFSCAPE INC	R	9826.20	ACCOUNTS PAYABLE CHECK
168523	11/30/2022	UNITED RENTALS INC. NORTH AMERICA	R	5023.29	ACCOUNTS PAYABLE CHECK
168524	11/30/2022	WALTER HAVERFIELD LLP	R	58609.50	ACCOUNTS PAYABLE CHECK
168525	11/30/2022	WESTERN RESERVE HISTORICAL SOCIETY	R	608.00	ACCOUNTS PAYABLE CHECK
168526	11/30/2022	MOCK TRIAL AT OHIO STATE UNIVERSITY	R	300.00	ACCOUNTS PAYABLE CHECK
168527	11/30/2022	PINSTRIPES	R	2062.60	ACCOUNTS PAYABLE CHECK
* 240686	11/01/2022	AIG RETIREMENT	R	1400.00	ACCOUNTS PAYABLE CHECK
240687	11/01/2022	AMERICAN FAMILY LIFE INS, ASSN CO.	R	850.55	ACCOUNTS PAYABLE CHECK
240688	11/01/2022	ASPIRE FINANCIAL SERVICES	R	6258.60	ACCOUNTS PAYABLE CHECK
240689	11/01/2022	CLEVELAND MUNICIPAL COURT	R	237.86	ACCOUNTS PAYABLE CHECK
240690	11/01/2022	EQUITABLE FINANCIAL	R	6003.00	ACCOUNTS PAYABLE CHECK
240691	11/01/2022	EQUITABLE FINANCIAL	R	4432.00	ACCOUNTS PAYABLE CHECK
240692	11/01/2022	PENSERV PLAN SERVICES INC	R	462.50	ACCOUNTS PAYABLE CHECK
240693	11/01/2022	GALIC DISBURSING CO.	R	2811.07	ACCOUNTS PAYABLE CHECK
240694	11/01/2022	METLIFE GROUP	R	3873.83	ACCOUNTS PAYABLE CHECK
240695	11/01/2022	GWN MARKETING, INC	R	772.00	ACCOUNTS PAYABLE CHECK
240696	11/01/2022	NATIONAL LIFE GROUP	R	750.06	ACCOUNTS PAYABLE CHECK
240697	11/01/2022	PACIFIC LIFE	R	1875.00	ACCOUNTS PAYABLE CHECK
240698	11/01/2022	RF DISBURSEMENTS	R	490.00	ACCOUNTS PAYABLE CHECK
240699	11/01/2022	STANDING CHAPTER 13 TRUSTEE	R	2049.70	ACCOUNTS PAYABLE CHECK
240700	11/01/2022	SECURITY BENEFITS	R	575.00	ACCOUNTS PAYABLE CHECK
* 241680	11/16/2022	AIG RETIREMENT	R	1400.00	ACCOUNTS PAYABLE CHECK

POWERSCHOOL
DATE: 12/19/2022
TIME: 15:03:21

SHAKER HEIGHTS CITY SCHOOLS
CHECK REGISTER INCLUDING SYSTEM VOIDS

PAGE NUMBER: 7
ACCTPA21
ACCOUNTING PERIOD: 5/23

SELECTION CRITERIA: chkstat.rundate between '20221101' and '20221130'

241681	11/16/2022	AMERICAN FAMILY LIFE INS, ASSN CO.	R	850.55	ACCOUNTS PAYABLE CHECK
241682	11/16/2022	ASPIRE FINANCIAL SERVICES	R	6035.60	ACCOUNTS PAYABLE CHECK
241683	11/16/2022	EQUITABLE FINANCIAL	R	6003.00	ACCOUNTS PAYABLE CHECK
241684	11/16/2022	EQUITABLE FINANCIAL	R	4432.00	ACCOUNTS PAYABLE CHECK
241685	11/16/2022	PENSERV PLAN SERVICES INC	R	462.50	ACCOUNTS PAYABLE CHECK
241686	11/16/2022	GALIC DISBURSING CO.	R	2811.07	ACCOUNTS PAYABLE CHECK
241687	11/16/2022	METLIFE GROUP	R	3873.83	ACCOUNTS PAYABLE CHECK
241688	11/16/2022	GWN MARKETING, INC	R	772.00	ACCOUNTS PAYABLE CHECK
241689	11/16/2022	NATIONAL LIFE GROUP	R	750.06	ACCOUNTS PAYABLE CHECK
241690	11/16/2022	PACIFIC LIFE	R	1875.00	ACCOUNTS PAYABLE CHECK
241691	11/16/2022	RF DISBURSEMENTS	R	490.00	ACCOUNTS PAYABLE CHECK
241692	11/16/2022	STANDING CHAPTER 13 TRUSTEE	R	2049.70	ACCOUNTS PAYABLE CHECK
241693	11/16/2022	SECURITY BENEFITS	R	575.00	ACCOUNTS PAYABLE CHECK
* V944899	11/02/2022	AMERICAN EXPRESS	V	0.00	VOID: MULTI STUB VOUCHER
* V944900	11/02/2022	AMERICAN EXPRESS	V	0.00	VOID: MULTI STUB VOUCHER
* V944901	11/02/2022	AMERICAN EXPRESS	V	0.00	VOID: MULTI STUB VOUCHER
* V944902	11/02/2022	AMERICAN EXPRESS	V	0.00	VOID: MULTI STUB VOUCHER
* V944903	11/02/2022	AMERICAN EXPRESS	V	0.00	VOID: MULTI STUB VOUCHER
* V944913	11/03/2022	HUNTINGTON BANK-MASTERCARDS	V	0.00	VOID: MULTI STUB VOUCHER
* V944914	11/03/2022	HUNTINGTON BANK-MASTERCARDS	V	0.00	VOID: MULTI STUB VOUCHER
* V944915	11/03/2022	HUNTINGTON BANK-MASTERCARDS	V	0.00	VOID: MULTI STUB VOUCHER
* V944916	11/03/2022	HUNTINGTON BANK-MASTERCARDS	V	0.00	VOID: MULTI STUB VOUCHER
* V944928	11/15/2022	CASEY L AILIFF	R	215.50	ACCOUNTS PAYABLE VOUCHER
* V944929	11/15/2022	MICHAEL J BABINEC	R	263.39	ACCOUNTS PAYABLE VOUCHER
* V944930	11/15/2022	MARLENE L BARBEE	R	114.38	ACCOUNTS PAYABLE VOUCHER
* V944931	11/15/2022	JEREMY BISHKO	R	825.72	ACCOUNTS PAYABLE VOUCHER
* V944932	11/15/2022	WANDA L BURRINGTON	R	107.24	ACCOUNTS PAYABLE VOUCHER
* V944933	11/15/2022	AMANDA AHRENS ERSEK	R	392.00	ACCOUNTS PAYABLE VOUCHER
* V944934	11/15/2022	KARA M FAGAN	R	135.95	ACCOUNTS PAYABLE VOUCHER
* V944935	11/15/2022	ANNE J HAY	R	91.66	ACCOUNTS PAYABLE VOUCHER
* V944936	11/15/2022	BRITTANY E HAYWOOD-WEBB	R	192.76	ACCOUNTS PAYABLE VOUCHER
* V944937	11/15/2022	MICHAEL J KARENKE	R	331.50	ACCOUNTS PAYABLE VOUCHER
* V944938	11/15/2022	MAE F. MORRICAL	R	86.10	ACCOUNTS PAYABLE VOUCHER
* V944939	11/15/2022	CARA J MOTELKA	R	41.81	ACCOUNTS PAYABLE VOUCHER
* V944940	11/15/2022	MYRIAM T. NEIL	R	57.96	ACCOUNTS PAYABLE VOUCHER
* V944941	11/15/2022	DEBRA L. QUARLES	R	159.72	ACCOUNTS PAYABLE VOUCHER
* V944942	11/15/2022	SETH P UNGEMACH	R	14.30	ACCOUNTS PAYABLE VOUCHER
* V944943	11/15/2022	JASON H. WALKER	R	73.49	ACCOUNTS PAYABLE VOUCHER
* V944944	11/15/2022	JENNIFER L. WEISBARTH	R	33.00	ACCOUNTS PAYABLE VOUCHER
* V944945	11/15/2022	ELIZABETH WILSON-FISH	R	192.20	ACCOUNTS PAYABLE VOUCHER
* V944946	11/18/2022	CHARLES P. BRAMAN & CO. INC.	R	42275.00	ACCOUNTS PAYABLE VOUCHER
* V944947	11/18/2022	NORTH COAST PAVING COMPANY	R	4432.00	ACCOUNTS PAYABLE VOUCHER
* V944948	11/18/2022	VAN AUKEN AKINS ARCHITECTS LLC	R	10290.00	ACCOUNTS PAYABLE VOUCHER
* V944949	11/18/2022	WEST WIND EDUCATION POLICY INC	R	36000.00	ACCOUNTS PAYABLE VOUCHER
* V944950	11/22/2022	BETH A CASEY	R	211.07	ACCOUNTS PAYABLE VOUCHER
* V944951	11/22/2022	KAREN L MEHLING HOWSON	R	105.32	ACCOUNTS PAYABLE VOUCHER
* V944952	11/22/2022	FELECIA MAE EVANS	R	312.50	ACCOUNTS PAYABLE VOUCHER
* V944953	11/22/2022	SUZANNE M GENILLIER	R	137.00	ACCOUNTS PAYABLE VOUCHER
* V944954	11/22/2022	ANDREW O GLASIER	R	41.41	ACCOUNTS PAYABLE VOUCHER
* V944955	11/22/2022	KRISTIN A KOTERBA	R	307.91	ACCOUNTS PAYABLE VOUCHER
* V944956	11/22/2022	SHELLEY MCDERMOTT	R	186.40	ACCOUNTS PAYABLE VOUCHER
* V944957	11/22/2022	KRISTEN L MILLER	R	24.98	ACCOUNTS PAYABLE VOUCHER
* V944958	11/22/2022	MYRIAM T. NEIL	R	50.84	ACCOUNTS PAYABLE VOUCHER
* V944959	11/22/2022	SAGAR K. PATEL	R	29.95	ACCOUNTS PAYABLE VOUCHER
* V944960	11/22/2022	LINDA B ROTH	R	25.98	ACCOUNTS PAYABLE VOUCHER
* V944961	11/22/2022	ADAM J THOMAS	R	33.00	ACCOUNTS PAYABLE VOUCHER

POWERSCHOOL
DATE: 12/19/2022
TIME: 15:03:21

SHAKER HEIGHTS CITY SCHOOLS
CHECK REGISTER INCLUDING SYSTEM VOIDS

PAGE NUMBER: 8
ACCTPA21
ACCOUNTING PERIOD: 5/23

SELECTION CRITERIA: chkstat.rundate between '20221101' and '20221130'

* V944962	11/22/2022	MONICA M. TRIOZZI	R	177.50	ACCOUNTS PAYABLE VOUCHER
* V944963	11/22/2022	TEANNA N WEEKS	R	32.38	ACCOUNTS PAYABLE VOUCHER
* V944964	11/23/2022	AMERICAN EXPRESS	R	30764.00	ACCOUNTS PAYABLE VOUCHER
* V944965	11/23/2022	AT & T	R	1064.30	ACCOUNTS PAYABLE VOUCHER
* V944966	11/23/2022	CITY OF CLEVELAND WATER	R	14333.26	ACCOUNTS PAYABLE VOUCHER
* V944967	11/23/2022	NORTHEAST OHIO REGIONAL SEWER	R	21394.13	ACCOUNTS PAYABLE VOUCHER
* V944968	11/23/2022	PRECISION ENVIRONMENTAL CO.	R	3482.00	ACCOUNTS PAYABLE VOUCHER
* V944969	11/23/2022	SPECTRUM (TIME WARNER CABLE)	R	2723.86	ACCOUNTS PAYABLE VOUCHER
* V944970	11/23/2022	VERIZON	R	7628.39	ACCOUNTS PAYABLE VOUCHER
* V944971	11/23/2022	WASTE MANAGEMENT OF OHIO INC	R	6489.72	ACCOUNTS PAYABLE VOUCHER
* V944972	11/29/2022	JULIE L. MIMS	R	199.70	ACCOUNTS PAYABLE VOUCHER
* V944973	11/29/2022	LEANNE E. MOSES-KRULUTS	R	23.55	ACCOUNTS PAYABLE VOUCHER
* V944974	11/29/2022	KAREN M SLOVIOVSKI	R	144.00	ACCOUNTS PAYABLE VOUCHER
* V944975	11/29/2022	ADAM J THOMAS	R	13.50	ACCOUNTS PAYABLE VOUCHER
* V944976	11/30/2022	HUNTINGTON BANK-MASTERCARDS	V	0.00	VOID: MULTI STUB VOUCHER
* V944977	11/30/2022	HUNTINGTON BANK-MASTERCARDS	V	0.00	VOID: MULTI STUB VOUCHER
* V944978	11/30/2022	HUNTINGTON BANK-MASTERCARDS	V	0.00	VOID: MULTI STUB VOUCHER
* V944979	11/30/2022	HUNTINGTON BANK-MASTERCARDS	V	0.00	VOID: MULTI STUB VOUCHER
* V944980	11/30/2022	HUNTINGTON BANK-MASTERCARDS	R	72385.51	ACCOUNTS PAYABLE VOUCHER
* V944981	11/30/2022	AMERICAN EXPRESS (TRAVEL CARDS)	R	6839.45	ACCOUNTS PAYABLE VOUCHER
* V944987	11/30/2022	AMERICAN EXPRESS	R	42152.08	ACCOUNTS PAYABLE VOUCHER
* V944988	11/30/2022	HNB MEDICARE	R	78122.95	ACCOUNTS PAYABLE VOUCHER
* V944989	11/30/2022	SCHOOL EMPLOYEE RETIREMENT (SERS)	R	35401.12	ACCOUNTS PAYABLE VOUCHER
* V944990	11/30/2022	STATE TEACHERS RETIREMENT (STRS)	R	31668.24	ACCOUNTS PAYABLE VOUCHER
* V944991	11/30/2022	ANTHEM	R	45133.32	ACCOUNTS PAYABLE VOUCHER
* V944992	11/30/2022	MEDICAL MUTUAL OF OHIO	R	1418198.84	ACCOUNTS PAYABLE VOUCHER
* V944993	11/30/2022	ALLSTATE	R	17788.55	ACCOUNTS PAYABLE VOUCHER
* V944994	11/30/2022	LINCOLN NATIONAL LIFE INS CO	R	4348.43	ACCOUNTS PAYABLE VOUCHER
* V944995	11/30/2022	MEDICAL MUTUAL FLEX PLAN	R	22981.19	ACCOUNTS PAYABLE VOUCHER
* V944996	11/30/2022	CCT FINANCIAL	R	9673.25	ACCOUNTS PAYABLE VOUCHER
* V944997	11/30/2022	NEOPOST WIRE TRANSFER	R	10050.00	ACCOUNTS PAYABLE VOUCHER
* V944998	11/30/2022	OSC - NATURAL GAS	R	20815.00	ACCOUNTS PAYABLE VOUCHER
* V944999	11/30/2022	PAY FOR IT	R	8239.32	ACCOUNTS PAYABLE VOUCHER
* V945000	11/30/2022	RED TREE INVESTMENT GROUP	R	4765.70	ACCOUNTS PAYABLE VOUCHER
* V945001	11/30/2022	SQUARE	R	17.08	ACCOUNTS PAYABLE VOUCHER
* V945002	11/30/2022	HUNTINGTON BANK	R	876.62	ACCOUNTS PAYABLE VOUCHER
* V945003	11/30/2022	KHANYILE TRADING CC	R	1214.00	ACCOUNTS PAYABLE VOUCHER
* V945004	11/30/2022	MWW1 OH LLC	R	2447.96	ACCOUNTS PAYABLE VOUCHER
* V945005	11/30/2022	SHAKER HEIGHTS PUBLIC LIBRARY	R	500.00	ACCOUNTS PAYABLE VOUCHER
* V945006	11/30/2022	SUPERIOR PRESS	R	48.60	ACCOUNTS PAYABLE VOUCHER
* V948561	11/01/2022	AFSCME PEOPLE	R	8.35	ACCOUNTS PAYABLE VOUCHER
* V948562	11/01/2022	ALLSTATE	R	8785.00	ACCOUNTS PAYABLE VOUCHER
* V948563	11/01/2022	DEARBORN LIFE INSURANCE COMPANY	R	2170.50	ACCOUNTS PAYABLE VOUCHER
* V948564	11/01/2022	EDUCATORS RESERVE	R	1171.00	ACCOUNTS PAYABLE VOUCHER
* V948565	11/01/2022	HNB MEDICARE	R	78112.70	ACCOUNTS PAYABLE VOUCHER
* V948566	11/01/2022	HUNTINGTON BANK	R	238505.14	ACCOUNTS PAYABLE VOUCHER
* V948567	11/01/2022	LEGALSHIELD	R	618.84	ACCOUNTS PAYABLE VOUCHER
* V948568	11/01/2022	LINCOLN NATIONAL LIFE INS CO	R	2123.20	ACCOUNTS PAYABLE VOUCHER
* V948569	11/01/2022	LOCAL 200 DUES 12 MO	R	1770.00	ACCOUNTS PAYABLE VOUCHER
* V948570	11/01/2022	MEDICAL MUTUAL FLEX PLAN	R	11603.97	ACCOUNTS PAYABLE VOUCHER
* V948571	11/01/2022	O.A.P.S.E. LOCAL 149	R	2504.13	ACCOUNTS PAYABLE VOUCHER
* V948572	11/01/2022	OHIO CHILD SUPPORT CENTRAL	R	5275.92	ACCOUNTS PAYABLE VOUCHER
* V948573	11/01/2022	OHIO PUBLIC DEFERRED COMPENSATION	R	11217.84	ACCOUNTS PAYABLE VOUCHER
* V948574	11/01/2022	SCHOOL EMPLOYEE RETIREMENT	R	75079.30	ACCOUNTS PAYABLE VOUCHER
* V948575	11/01/2022	SCHOOL EMPLOYEE RETIREMENT (SERS)	R	117564.19	ACCOUNTS PAYABLE VOUCHER
* V948576	11/01/2022	SHAKER HTS TEACHERS' ASSOCIATION	R	14652.00	ACCOUNTS PAYABLE VOUCHER

POWERSCHOOL
DATE: 12/19/2022
TIME: 15:03:21

SHAKER HEIGHTS CITY SCHOOLS
CHECK REGISTER INCLUDING SYSTEM VOIDS

PAGE NUMBER: 9
ACCTPA21
ACCOUNTING PERIOD: 5/23

SELECTION CRITERIA: chkstat.rundate between '20221101' and '20221130'

* V948577	11/01/2022	STATE TEACHERS RETIREMENT	R	266991.29	ACCOUNTS PAYABLE VOUCHER
* V948578	11/01/2022	STATE TEACHERS RETIREMENT (STRS)	R	309266.41	ACCOUNTS PAYABLE VOUCHER
* V948579	11/01/2022	TREASURER, STATE OF OHIO	R	64105.71	ACCOUNTS PAYABLE VOUCHER
* V948580	11/01/2022	VOYA RETIREMENT INS. AND ANNUITY CO	R	2233.63	ACCOUNTS PAYABLE VOUCHER
* V948581	11/01/2022	VOYA RETIREMENT INS.&ANNUITY	R	4510.68	ACCOUNTS PAYABLE VOUCHER
* V948582	11/16/2022	AFSCME PEOPLE	R	8.35	ACCOUNTS PAYABLE VOUCHER
* V948583	11/16/2022	ALLSTATE	R	8935.39	ACCOUNTS PAYABLE VOUCHER
* V948584	11/16/2022	DEARBORN LIFE INSURANCE COMPANY	R	7320.93	ACCOUNTS PAYABLE VOUCHER
* V948585	11/16/2022	EDUCATORS RESERVE	R	1171.00	ACCOUNTS PAYABLE VOUCHER
* V948586	11/16/2022	HNB MEDICARE	R	76693.44	ACCOUNTS PAYABLE VOUCHER
* V948587	11/16/2022	HUNTINGTON BANK	R	229676.03	ACCOUNTS PAYABLE VOUCHER
* V948588	11/16/2022	LEGALSHIELD	R	618.84	ACCOUNTS PAYABLE VOUCHER
* V948589	11/16/2022	LINCOLN NATIONAL LIFE INS CO	R	2131.71	ACCOUNTS PAYABLE VOUCHER
* V948590	11/16/2022	LOCAL 200 DUES 12 MO	R	1770.00	ACCOUNTS PAYABLE VOUCHER
* V948591	11/16/2022	MEDICAL MUTUAL FLEX PLAN	R	11603.97	ACCOUNTS PAYABLE VOUCHER
* V948592	11/16/2022	O.A.P.S.E. LOCAL 149	R	2504.13	ACCOUNTS PAYABLE VOUCHER
* V948593	11/16/2022	OHIO CHILD SUPPORT CENTRAL	R	5506.38	ACCOUNTS PAYABLE VOUCHER
* V948594	11/16/2022	OHIO PUBLIC DEFERRED COMPENSATION	R	11217.84	ACCOUNTS PAYABLE VOUCHER
* V948595	11/16/2022	OHIO SCHOOL DISTRICT INC.TAX	R	405.24	ACCOUNTS PAYABLE VOUCHER
* V948596	11/16/2022	RITA	R	120530.67	ACCOUNTS PAYABLE VOUCHER
* V948597	11/16/2022	SCHOOL EMPLOYEE RETIREMENT	R	76772.04	ACCOUNTS PAYABLE VOUCHER
* V948598	11/16/2022	SCHOOL EMPLOYEE RETIREMENT (SERS)	R	120258.42	ACCOUNTS PAYABLE VOUCHER
* V948599	11/16/2022	SHAKER HTS TEACHERS' ASSOCIATION	R	14652.00	ACCOUNTS PAYABLE VOUCHER
* V948600	11/16/2022	SHCSD DENTAL	R	60870.88	ACCOUNTS PAYABLE VOUCHER
* V948601	11/16/2022	SHCSD MEDICAL	R	816261.94	ACCOUNTS PAYABLE VOUCHER
* V948602	11/16/2022	SHCSD PRESCRIPTION	R	199022.96	ACCOUNTS PAYABLE VOUCHER
* V948603	11/16/2022	STATE TEACHERS RETIREMENT	R	258064.16	ACCOUNTS PAYABLE VOUCHER
* V948604	11/16/2022	STATE TEACHERS RETIREMENT (STRS)	R	300899.34	ACCOUNTS PAYABLE VOUCHER
* V948605	11/16/2022	STRS BUY BACK ANNUITIZED	R	2283.87	ACCOUNTS PAYABLE VOUCHER
* V948606	11/16/2022	TREASURER, STATE OF OHIO	R	61994.18	ACCOUNTS PAYABLE VOUCHER
* V948607	11/16/2022	VOYA RETIREMENT INS. AND ANNUITY CO	R	2533.63	ACCOUNTS PAYABLE VOUCHER
* V948608	11/16/2022	VOYA RETIREMENT INS.&ANNUITY	R	4187.68	ACCOUNTS PAYABLE VOUCHER
TOTAL FUND				7441023.10	
TOTAL REPORT				7441023.10	

10. BOND ISSUE EXPENDITURE SUMMARY

SHAKER HEIGHTS CITY SCHOOL DISTRICT
FUND 004
CAPITAL PROJECT EXPENDITURES

SUMMARY AS OF
November 30, 2022

CATEGORY	BEG. OF MONTH BALANCE	EXPENDITURES MTD	EXPENDITURES TO DATE
OTHER NON-BOND PROJECTS 9121, 9150&9620	\$31,410,791.82	\$0.00	\$31,410,791.82
SSF FUNDED PROJECTS	\$2,475,568.82	\$172.00	\$2,475,740.82
FY2018 BONDS-SCC 94xx	\$25,525,595.39	\$0.00	\$25,525,595.39
TOTAL TO DATE	\$59,411,956.03	\$172.00	\$59,412,128.03

**NON-BOND SOURCES
OTHER**

PROJECT December 31 2018	BUILDING	Land, Building Vehicles, F&E	CHECK DATE	SPECIAL COST CENTER	ESTIMATED COST	ACTUAL COST MTD	ACTUAL COST TO DATE	CONTRACTOR/ VENDOR
Other:								
install hot water boiler; remove old one	Middle School		1/12/2005		\$6,000.00	\$6,000.00	\$6,000.00	Hoover Heating & Air Cond.
completion of electrical upgrades	High School		1/31/2005		\$11,472.00	\$11,472.00	\$11,472.00	Genesis Electric
service on Hydro Pulse boiler	District		1/31/2005		\$685.00	\$685.00	\$685.00	Hoover Heating & Air Cond.
DA Robers & Assoc	District		2/9/2005		\$2,000.00	\$2,000.00	\$2,000.00	DA Robers & Assoc.
repair roof leaks	Woodbury		2/17/2005		\$470.00	\$470.00	\$470.00	Allied Commerical Roofing
repair roof leaks	Middle School		2/17/2005		\$260.00	\$260.00	\$260.00	Allied Commerical Roofing
telecomm & tech consulting project	District		2/17/2005		\$2,343.75	\$2,343.75	\$2,343.75	Business Technologies
Boulevard elevator - architectural fee	Boulevard		2/17/2005		\$2,070.00	\$2,070.00	\$2,070.00	Collins, Gordon, Bostwick
8 Year Plan - prof services	District		2/17/2005		\$1,298.75	\$1,298.75	\$1,298.75	Collins, Gordon, Bostwick
Onaway Learning Garden - architect	Onaway		2/17/2005		\$3,207.99	\$3,207.99	\$3,207.99	McKnight & Assoc. Ltd.
48 chairs with chrome frames	Fernway		2/17/2005		\$2,283.43	\$2,283.43	\$2,283.43	Waller-Duman Inc.
cafeteria table	Boulevard		2/17/2005		\$942.44	\$942.44	\$942.44	Waller-Duman Inc.
20 folding tables	High School		2/17/2005		\$4,851.00	\$4,851.00	\$4,851.00	Waller-Duman Inc.
repair roof leaks	High School		2/25/2005		\$860.00	\$860.00	\$860.00	Allied Commerical Roofing
repair roof leaks	High School		2/25/2005		\$440.00	\$440.00	\$440.00	Allied Commerical Roofing
repair roof leaks	Fernway		2/25/2005		\$250.00	\$250.00	\$250.00	Allied Commerical Roofing
engineering visit - swing support	Mercer		2/25/2005		\$375.00	\$375.00	\$375.00	Barber and Hoffman Inc
engineering visit - stair vibration	Fernway		2/25/2005		\$840.00	\$840.00	\$840.00	Barber and Hoffman Inc
schematic design - 8 Year Plan	District		2/25/2005		\$1,860.00	\$1,860.00	\$1,860.00	Collins, Gordon, Bostwick
HVAC service call - Phys Ed office	High School		2/25/2005		\$152.50	\$152.50	\$152.50	Hoover Heating & Air Cond.
2nd year of Gold maint - 60 mo contract	District		3/8/2005		\$7,599.00	\$7,599.00	\$7,599.00	Integrated Precision
Woodbury addendum on maint contract	Woodbury		3/8/2005		\$2,081.45	\$2,081.45	\$2,081.45	Integrated Precision
project mgmt activites - roof restoration	HS, Mercer		3/16/2005		\$630.00	\$630.00	\$630.00	Kenderson, Inc.
audio/video consult/design	Onaway		3/16/2005		\$111.18	\$111.18	\$111.18	Teamco/John Paul Baker
repair roof leaks	Bus Gar, Mercer		3/16/2005		\$720.00	\$720.00	\$720.00	Allied Commerical Roofing
consulting - spec ed student transp	District		3/16/2005		\$3,000.00	\$3,000.00	\$3,000.00	Education Logistics, Inc.
audio/video consult/design	Middle School		3/24/2005		\$607.66	\$607.66	\$607.66	Teamco/John Paul Baker
tractor and loader	District		3/24/2005		\$21,612.55	\$21,612.55	\$21,612.55	West Shore New Holland, Inc
legal ad for "Peter's Garden"	Onaway		3/28/2005		\$556.92	\$556.92	\$556.92	Plain Dealer
engnr/arch serv - mobile classrm relo	District		3/30/2005		\$17,969.53	\$17,969.53	\$17,969.53	Christian & Klopper, Inc.
arch services - SHCSD 8 year plan	District		3/30/2005		\$2,070.00	\$2,070.00	\$2,070.00	Collins, Gordon, Bostwick
roof and gutter repairs	District	Building	4/28/2005	9150	\$1,225.00	\$1,225.00	\$1,225.00	Allied Commercial Roofing
spec ed transp study - travel exp	District	F&E	4/28/2005	9150	\$275.63	\$275.63	\$275.63	Education Logistics, Inc.
flat screen monitor (19")	Transportation	F&E	4/30/2005	9150	\$349.00	\$349.00	\$349.00	Dell Marketing L.P.
flat screen monitor (17")	Admin	F&E	4/30/2005	9150	\$229.00	\$229.00	\$229.00	Dell Marketing L.P.
engineering for elect serv upgrade	High School	Building	5/4/2005	9150	\$520.00	\$520.00	\$520.00	Karpinski Engineering
install mini-split A/C units (5)	District	F&E	5/10/2005	9150	\$21,282.50	\$21,282.50	\$21,282.50	Hoover Heating & Air Cond.
ornamental spray - Rose Garden	Woodbury	Land	5/26/2005	9150	\$97.00	\$97.00	\$97.00	H.A.M. Landscaping
tables with Chem-Armor surface (3)	Woodbury	F&E	5/26/2005	9150	\$3,135.00	\$3,135.00	\$3,135.00	Ward's Natural Science
metal student lockers	Fernway	F&E	5/26/2005	9150	\$1,200.00	\$1,200.00	\$1,200.00	Waller-Duman Inc.
ornamental Spray - Rose Garden	Woodbury	Land	6/9/2005	9150	\$195.45	\$195.45	\$195.45	H.A.M. Landscaping
qtrly fee - telecom & tech consulting	Admin	F&E	6/9/2005	9150	\$2,343.75	\$2,343.75	\$2,343.75	Business Technologies

OTHER

PROJECT December 31 2018	BUILDING	Land, Building Vehicles, F&E	CHECK DATE	SPECIAL COST CENTER	ESTIMATED COST	ACTUAL COST MTD	ACTUAL COST TO DATE	CONTRACTOR/ VENDOR
TV mount	Boulevard	F&E	6/27/2005	9150	\$180.00	\$180.00	\$180.00	Teamco/John Paul Baker
travel exp for transp consultant	Admin	F&E	6/27/2005	9150	\$278.17	\$278.17	\$278.17	Education Logistics, Inc.
portion of plan review - elev study	Boulevard	Building	6/27/2005	9150	\$188.23	\$188.23	\$188.23	Collins, Gordon, Bostwick
landscaping at Woodbury	Woodbury	Land	7/28/2005	9150	\$135.00	\$135.00	\$135.00	H.A.M. Landscaping
rooftop unit above HS Library	High School	F&E	7/29/2005	9150	\$806.25	\$806.25	\$806.25	Hoover Heating & Air Cond.
install new boiler	Boulevard	F&E	7/29/2005	9150	\$20,580.00	\$20,580.00	\$20,580.00	RCR Services Inc.
1/2 cost of Door H lock and remote	District	Building	8/5/2005	9150	\$2,365.45	\$2,365.45	\$2,365.45	Integrated Precision
qtrly fee - telecom & tech consulting	Admin	F&E	8/12/2005	9150	\$2,343.75	\$2,343.75	\$2,343.75	Business Technologies
ornamental spray - Rose Garden	Woodbury	Land	8/12/2005	9150	\$540.00	\$540.00	\$540.00	H.A.M. Landscaping
architectural services - Peters Garden	Onaway	Land	8/31/2005	9150	\$1,512.46	\$1,512.46	\$1,512.46	McKnight & Assoc. Ltd.
miscellaneous roof repairs	District	Building	9/15/2005	9150	\$1,260.00	\$1,260.00	\$1,260.00	Allied Commercial Roofing
ornamental Spray - Rose Garden	Woodbury	Land	9/15/2005	9150	\$405.00	\$405.00	\$405.00	H.A.M. Landscaping
service call on small a/c unit	High School	F&E	9/15/2005	9150	\$203.00	\$203.00	\$203.00	Hoover Heating & Air Cond.
architectural services - Peters Garden	Onaway	Land	9/23/2005	9150	\$900.00	\$900.00	\$900.00	McKnight & Assoc. Ltd.
upgrade AED units	District	F&E	9/23/2005	9150	\$7,281.25	\$7,281.25	\$7,281.25	Medtronic Physio-Control Corp
annual roofing inspection/assessment	District	Building	10/12/2005	9150	\$1,375.00	\$1,375.00	\$1,375.00	Kenderson, Inc.
re-mount TV in music room	Woodbury	F&E	10/12/2005	9150	\$277.60	\$277.60	\$277.60	Teamco/John Paul Baker
repairs on computer lab rooftop a/c	Woodbury	F&E	10/19/2005	9150	\$338.93	\$338.93	\$338.93	Hoover Heating & Air Cond.
maint contract - attendance ph system	High School	F&E	10/28/2005	9150	\$395.00	\$395.00	\$395.00	US Netcom Corp
repair of roof leaks	MS & Bus Gar	Building	11/4/2005	9150	\$1,550.00	\$1,550.00	\$1,550.00	Allied Commercial Roofing
SMART board	Onaway	F&E	11/4/2004	9150	\$1,923.00	\$1,923.00	\$1,923.00	SMART Ed. Services
partial exp for SMARTbd to Jennings	Onaway	F&E	5/18/2006	9150	(\$1,373.37)	(\$1,373.37)	(\$1,373.37)	SSF/Jennings Grant
ornamental Spray, Rose Garden, Sep	Woodbury	Land	11/7/2005	9150	\$540.00	\$540.00	\$540.00	H.A.M. Landscaping
five addtl parking slots (Peter's Grdn)	Onaway	Land	11/14/2005	9150	\$22,962.00	\$22,962.00	\$22,962.00	Vizmeg Landscape Inc.
repair of roof leaks	Admin	Building	11/18/2005	9150	\$230.00	\$230.00	\$230.00	Allied Commercial Roofing
ornamental spray, Rose Garden, Oct	Woodbury	Land	11/23/2005	9150	\$270.00	\$270.00	\$270.00	H.A.M. Landscaping
upgrade of a/c unit to Mitsubishi	Onaway	F&E	11/23/2005	9150	\$650.00	\$650.00	\$650.00	Hoover Heating & Air Cond.
s/w maint & support - PhoneMaster	Transportation	F&E	12/9/2005	9150	\$499.00	\$499.00	\$499.00	US Netcom Corp
roof repairs at Admin Building	Admin	Building	12/30/2005	9150	\$395.00	\$395.00	\$395.00	Allied Commercial Roofing
misc service calls re: furnace/AC	District	F&E	1/13/2006	9150	\$1,531.34	\$1,531.34	\$1,531.34	Hoover Heating & Air Cond.
gutter and roof repair	Mercer	Building	1/24/2006	9150	\$1,595.00	\$1,595.00	\$1,595.00	Allied Commercial Roofing
two Epson projectors	Onaway	F&E	2/10/2006	9150	\$2,483.98	\$2,483.98	\$2,483.98	CDW Government, Inc.
labor for mounting televisions	Boulevard	F&E	2/15/2006	9150	\$480.00	\$480.00	\$480.00	Teamco/John Paul Baker
corner desk with hutch, storage unit	District	F&E	2/15/2006	9150	\$1,658.00	\$1,658.00	\$1,658.00	Mentor Office Supply
mobile files with lock	District	F&E	2/15/2006	9150	\$692.00	\$692.00	\$692.00	Mentor Office Supply
appliance - tchrs lounge (was Fnd 01)	Boulevard	F&E	2/28/2006	9150	\$455.00	\$455.00	\$455.00	Lowe's
music library system	Middle School	F&E	3/9/2006	9150	\$6,584.25	\$6,584.25	\$6,584.25	Wenger Corporation
repairs of roof leak over room 113	Lomond	Building	3/31/2006	9150	\$385.00	\$385.00	\$385.00	Allied Commercial Roofing
ornamental spray, Rose Garden, Mar	Woodbury	Land	4/27/2006	9150	\$135.00	\$135.00	\$135.00	H.A.M. Landscaping
ornamental spray, Rose Garden, Apr	Woodbury	Land	5/25/2006	9150	\$135.00	\$135.00	\$135.00	H.A.M. Landscaping
repair of roof leak and loose slates	Woodbury	Building	6/16/2006	9150	\$265.00	\$265.00	\$265.00	Allied Commercial Roofing
repair of three roof leak areas	Boulevard	Building	6/16/2006	9150	\$725.00	\$725.00	\$725.00	Allied Commercial Roofing
correction to SSF share for P's Garden	Onaway	Land	6/30/2006	9150	\$702.00	\$702.00	\$702.00	transfer Vizmeg exp from SSF
ornamental spray - Rose Garden, Jun	Woodbury	Land	7/21/2006	9150	\$540.00	\$540.00	\$540.00	H.A.M. Landscaping
service call on a/c in Music Room	Fernway	Building	7/21/2006	9150	\$165.00	\$165.00	\$165.00	Hoover Heating & Air Cond.

OTHER

PROJECT December 31 2018	BUILDING	Land, Building Vehicles, F&E	CHECK DATE	SPECIAL COST CENTER	ESTIMATED COST	ACTUAL COST MTD	ACTUAL COST TO DATE	CONTRACTOR/ VENDOR
repair roof leak	Admin	Building	7/31/2006	9150	\$375.00	\$375.00	\$375.00	Allied Commercial Roofing
ornamental spray - Rose Garden, Jul	Woodbury	Land	8/31/2006	9150	\$540.00	\$540.00	\$540.00	H.A.M. Landscaping
three seat walls/benches	Onaway	Land	8/31/2006	9181	\$8,400.00	\$8,400.00	\$8,400.00	Pinzone II
reimb from PTO for three benches	Onaway	Land	9/27/2006	9181	(\$8,400.00)	(\$8,400.00)	(\$8,400.00)	Onaway PTO
ornamental spray - Rose Garden, Aug	Woodbury	Land	9/8/2006	9150	\$540.00	\$540.00	\$540.00	H.A.M. Landscaping
install TV/VCR mounts	District	F&E	9/15/2006	9150	\$5,824.69	\$5,824.69	\$5,824.69	Teamco/John Paul Baker
move outlet	Mercer	Building	9/22/2006	9150	\$315.00	\$315.00	\$315.00	Teamco/John Paul Baker
repair roof leak	Boulevard	Building	9/27/2006	9150	\$395.00	\$395.00	\$395.00	Allied Commercial Roofing
ornamental spray - Rose Garden, Sep	Woodbury	Land	10/16/2006	9150	\$540.00	\$540.00	\$540.00	H.A.M. Landscaping
ornamental spray - Rose Garden, Oct	Woodbury	Land	11/17/2006	9150	\$135.00	\$135.00	\$135.00	H.A.M. Landscaping
repair of misc roof leaks	District	Building	11/17/2006	9150	\$1,515.00	\$1,515.00	\$1,515.00	Allied Commercial Roofing
miscellaneous roof repairs	Middle School	Building	11/30/2006	9150	\$2,770.00	\$2,770.00	\$2,770.00	Allied Commercial Roofing
transfer F07 Rose Garden exp to Fd 1	Woodbury	Land	11/30/2006	9150	(\$2,295.00)	(\$2,295.00)	(\$2,295.00)	intra-district transfer
install TV & cabling for computer AV	Middle School	F&E	12/20/2006	9150	\$690.00	\$690.00	\$690.00	Teamco/John Paul Baker
repair of misc roof leaks	High School	Building	12/29/2006	9150	\$785.00	\$785.00	\$785.00	Allied Commercial Roofing
water testing of drains over auditorium	High School	Building	12/29/2006	9150	\$425.00	\$425.00	\$425.00	Allied Commercial Roofing
repair damaged section of roof	Middle School	Building	2/19/2007	9150	\$3,995.00	\$3,995.00	\$3,995.00	Allied Commercial Roofing
repair of roof leaks and cracked drain	Middle School	Building	4/20/2007	9150	\$275.00	\$275.00	\$275.00	Allied Commercial Roofing
ornamental spray - Rose Garden, May&Jun	Woodbury	Land	8/10/2007	9150	\$1,080.00	\$1,080.00	\$1,080.00	H.A.M. Landscaping
cable outlet installed	High School	Building	10/8/2007	9150	\$403.49	\$403.49	\$403.49	Teamco/John Paul Baker
legal charges	High School	Building	11/24/2007	9150	\$958.08	\$958.08	\$958.08	Plain Dealer
ornamental spray - Rose Garden	Woodbury	Land	12/11/2007	9150	\$1,485.00	\$1,485.00	\$1,485.00	H.A.M. Landscaping
cable installation and TV mounting	High School	F&E	12/20/2007	9150	\$1,474.53	\$1,474.53	\$1,474.53	Teamco/John Paul Baker
antenna and mast	Fernway	F&E	1/16/2008	9150	\$639.58	\$639.58	\$639.58	Teamco/John Paul Baker
Plain Dealer Ad	District	Building	7/26/2008	9150	\$1,137.72	\$1,137.72	\$1,137.72	Plain Dealer
Plain Dealer Ad	District	Building	8/30/2008	9150	\$978.04	\$978.04	\$978.04	Plain Dealer
Extend cable system	District	Building	10/14/2008	9150	\$2,084.32	\$2,084.32	\$2,084.32	Teamco/John Paul Baker
Emergency Fire Remediation	District	Building	12/12/2008	9150	\$6,435.72	\$6,435.72	\$6,435.72	Yanesh Brothers Construction
Water damage, restoration services	District	Building	12/31/2008	9150	\$47,000.00	\$47,000.00	\$47,000.00	Paul Davis Restoration of Cleve
TV installation	High School	F&E	1/16/2009	9150	\$660.00	\$660.00	\$660.00	Teamco/John Paul Baker
Ludlow Restoration	District	Building	5/29/2009	9150	\$5,341.02	\$5,341.02	\$5,341.02	Paul Davis Restoration of Cleve
DLMO Supplies	District	F&E	6/1/2009	9169	\$636.00	\$636.00	\$636.00	Cousin's Video
Security Equipment	District	F&E	9/16/2009	9150	\$21,730.62	\$21,730.62	\$21,730.62	21st Century Alarm/Data
Security Cameras	Middle School	F&E	9/25/2009	9150	\$9,859.00	\$9,859.00	\$9,859.00	21st Century Alarm/Data
Security Cameras	Lomond	F&E	4/22/2010	9150	\$3,850.00	\$3,850.00	\$3,850.00	21st Century Alarm/Data
Security Cameras-Shaker Share	Ludlow	F&E	8/31/2010	9150	\$8,848.50	\$8,848.50	\$8,848.50	21st Century Alarm/Data
Security Cameras-PEP Share	Ludlow	F&E	8/31/2010	9150	\$8,848.50	\$8,848.50	\$8,848.50	21st Century Alarm/Data
Admin Chiller Architectural Services	Admin	F&E	7/31/2014	9150	\$20,444.80	\$20,444.80	\$20,444.80	Neville Architects
Replacement chiller	Admin	F&E	9/16/2014	9150	\$21,143.00	\$21,143.00	\$21,143.00	Carrier Corporation
Replacement chiller	Admin	F&E	10/23/2014	9150	\$114,580.00	\$114,580.00	\$114,580.00	Daikin Applied
Replacement chiller	Admin	F&E	10/30/2014	9150	\$5,220.00	\$5,220.00	\$5,220.00	Daikin Applied
Admin Chiller Architectural Services	Admin	F&E	12/29/2014	9150	\$4,070.00	\$4,070.00	\$4,070.00	Neville Architects
Chiller Replacement Project	Admin	F&E	7/31/2015	9150	\$8,230.00	\$8,230.00	\$8,230.00	Daikin Applied
Correction of prior period expense	Admin	F&E	12/31/2017	9150	(\$94,742.74)	(\$94,742.74)	(\$94,742.74)	Move exp to SCC 9165
Correction of prior period expense	Admin	F&E	12/31/2017	9150	(\$33,244.34)	(\$33,244.34)	(\$33,244.34)	Move exp to SCC 9167

OTHER

PROJECT December 31 2018	BUILDING	Land, Building Vehicles, F&E	CHECK DATE	SPECIAL COST CENTER	ESTIMATED COST	ACTUAL COST MTD	ACTUAL COST TO DATE	CONTRACTOR/ VENDOR
HS Fire Remediation	High School	Building	7/24/2018	9150	\$81,064.24	\$81,064.24	\$81,064.24	All Disaster Services
Facilities Assessment	Admin	Building	10/30/2018	9150	\$17.50	\$17.50	\$17.50	Van Auken Akins Architects LLC
LAN - Network Integration Project:								
vendor maintenance renewals (6)	Admin	F&E	1/31/2005		\$563.59	\$563.59	\$563.59	Data Processing Sciences
Network Support - Dec 04	District	F&E	1/31/2005		\$1,500.00	\$1,500.00	\$1,500.00	Information Systems Integration
Network Support - Jan 05 and Feb 05	District	F&E	2/17/2005		\$3,000.00	\$3,000.00	\$3,000.00	Information Systems Integration
Network Support - March 05	District	F&E	4/19/2005	9178	\$1,500.00	\$1,500.00	\$1,500.00	Information Systems Integration
Network Support - April 05	District	F&E	5/4/2005	9178	\$1,500.00	\$1,500.00	\$1,500.00	Information Systems Integration
Network Support - May 05	District	F&E	5/31/2005	9178	\$1,500.00	\$1,500.00	\$1,500.00	Information Systems Integration
Network Support - June 05	District	F&E	6/27/2005	9178	\$1,500.00	\$1,500.00	\$1,500.00	Information Systems Integration
Buses:								
71 passenger school buses (2)	District	Vehicles	5/23/2005	9163	\$117,020.00	\$117,020.00	\$117,020.00	Myers Equipment Corp
bus for special needs students	District	Vehicles	8/18/2005	9163	\$33,676.00	\$33,676.00	\$33,676.00	Transportation Equip Sales Corp
65 passenger school buses (2)	District	Vehicles	8/31/2005	9163	\$117,325.00	\$117,325.00	\$117,325.00	Myers Equipment Corp
principal & interest on 365 day loan	District	Vehicles	10/19/2005	9163	\$734,328.00	\$734,328.00	\$734,328.00	Fifth Third Bank
71 passenger school buses (2)	District	Vehicles	5/18/2006	9163	\$115,766.00	\$115,766.00	\$115,766.00	Myers Equipment Corp
71 passenger school bus	District	Vehicles	8/25/2006	9163	\$58,758.00	\$58,758.00	\$58,758.00	Myers Equipment Corp
principal & interest on 365 day loan	District	Vehicles	10/18/2006	9163	\$592,736.67	\$592,736.67	\$592,736.67	Huntington National Bank
71 passenger school buses (4)	District	Vehicles	10/31/2006	9163	\$242,892.00	\$242,892.00	\$242,892.00	Wise International Trucks
paying agent fee for bus loan	District	Vehicles	11/27/2006	9163	\$200.00	\$200.00	\$200.00	Huntington National Bank
transfer paying agent fee to Fund 002	District	Vehicles	12/31/2006	9163	(\$200.00)	(\$200.00)	(\$200.00)	Huntington National Bank
principal & interest on 365 day loan	District	Vehicles	10/18/2007	9163	\$592,736.67	\$592,736.67	\$592,736.67	Huntington National Bank
71 passenger school buses (3)	District	Vehicles	10/26/2007	9163	\$208,476.00	\$208,476.00	\$208,476.00	Power City Intn'l Trucks, Inc
65 passenger school buses (1)	District	Vehicles	4/25/2008	9163	\$70,432.60	\$70,432.60	\$70,432.60	Power City Intn'l Trucks, Inc
GPS Unit for buses	District	Vehicles	9/11/2008	9163	\$44,750.00	\$44,750.00	\$44,750.00	Education Logistics, Inc
GPS Units installed	District	Vehicles	9/24/2008	9163	\$26,034.50	\$26,034.50	\$26,034.50	Education Logistics, Inc
principal & interest on 365 day loan	District	Vehicles	10/18/2008	9163	\$518,198.33	\$518,198.33	\$518,198.33	Huntington National Bank
71 passenger school buses (4)	District	Vehicles	1/9/2009	9163	\$299,513.60	\$299,513.60	\$299,513.60	Power City Intn'l Trucks, Inc
Fleettracker software	District	Vehicles	8/14/2009	9163	\$2,024.00	\$2,024.00	\$2,024.00	Education Logistics
Fleettracker trainer travel exp	District	Vehicles	8/14/2009	9163	\$1,594.39	\$1,594.39	\$1,594.39	Education Logistics
Fleettracker training fees	District	Vehicles	8/14/2009	9163	\$2,550.00	\$2,550.00	\$2,550.00	Education Logistics
71 passenger school buses (8)	District	Vehicles	10/9/2009	9171	\$609,017.80	\$609,017.80	\$609,017.80	Power City Intn'l Trucks, Inc
principal & interest on 365 day loan	District	Vehicles	10/15/2009	9163	\$514,958.33	\$514,958.33	\$514,958.33	Huntington National Bank
principal & interest on 365 day loan	District	Vehicles	10/5/2010	9171	\$605,983.33	\$605,983.33	\$605,983.33	Huntington National Bank
School Buses (4)	District	Vehicles	9/23/2011	9171	\$316,868.00	\$316,868.00	\$316,868.00	Center City International
principal & interest on 365 day loan	District	Vehicles	10/4/2011	9171	\$605,983.33	\$605,983.33	\$605,983.33	Huntington National Bank
Interest on 2012 Bus Bonds	District	Vehicles	6/14/2013	9171	\$12,500.00	\$12,500.00	\$12,500.00	Bank of New York Mellon
Principal & interest on 2012 Bus Bonds	District	Vehicles	12/15/2013	9171	\$100,000.00	\$100,000.00	\$100,000.00	Bank of New York Mellon
2015 IC Bus	District	Vehicles	2/28/2014	9171	\$26,992.00	\$26,992.00	\$26,992.00	Interstate Billing Service
Interest on 2012 Bus Bonds	District	Vehicles	6/13/2014	9171	\$9,100.00	\$9,100.00	\$9,100.00	Bank of New York Mellon
Sale of Band Bus	District	Vehicles	7/11/2014	9171	(\$1,544.64)	(\$1,544.64)	(\$1,544.64)	Glean Ministries

OTHER

PROJECT December 31 2018	BUILDING	Land, Building Vehicles, F&E	CHECK DATE	SPECIAL COST CENTER	ESTIMATED COST	ACTUAL COST MTD	ACTUAL COST TO DATE	CONTRACTOR/ VENDOR
Principal & interest on 2012 Bus Bonds	District	Vehicles	12/15/2014	9171	\$104,100.00	\$104,100.00	\$104,100.00	Bank of New York Mellon
Interest on 2012 Bus Bonds	District	Vehicles	6/15/2015	9171	\$8,150.00	\$8,150.00	\$8,150.00	Bank of New York Mellon
School Buses (4)	District	Vehicles	11/13/2015	9171	\$357,187.00	\$357,187.00	\$357,187.00	Cardinal Bus Sales
Principal & interest on 2012 Bus Bonds	District	Vehicles	12/15/2015	9171	\$103,150.00	\$103,150.00	\$103,150.00	Bank of New York Mellon
Interest on 2012 Bus Bonds	District	Vehicles	6/15/2016	9171	\$7,200.00	\$7,200.00	\$7,200.00	Bank of New York Mellon
30 passenger bus w/ camera	District	Vehicles	8/25/2016	9171	\$50,739.00	\$50,739.00	\$50,739.00	Cardinal Bus Sales
Bus #2 Trade In	District	Vehicles	8/25/2016	9171	(\$2,150.00)	(\$2,150.00)	(\$2,150.00)	Cardinal Bus Sales
School Buses (3)	District	Vehicles	11/30/2016	9171	\$266,424.00	\$266,424.00	\$266,424.00	Interstate Billing Service
Bus Trade Ins	District	Vehicles	11/30/2016	9171	(\$9,100.00)	(\$9,100.00)	(\$9,100.00)	Interstate Billing Service
Principal & interest on 2012 Bus Bonds	District	Vehicles	12/15/2016	9171	\$102,200.00	\$102,200.00	\$102,200.00	Bank of New York Mellon
Interest on 2012 Bus Bonds	District	Vehicles	6/15/2017	9171	\$6,250.00	\$6,250.00	\$6,250.00	Bank of New York Mellon
Additional Trade-In-2 buses	District	Vehicles	11/28/2017	9171	(\$4,200.00)	(\$4,200.00)	(\$4,200.00)	Myers Equipment Corp
School Buses (3)	District	Vehicles	12/22/2017	9171	\$267,426.00	\$267,426.00	\$267,426.00	Myers Equipment Corp
Bus Trade Ins	District	Vehicles	12/22/2017	9171	(\$9,000.00)	(\$9,000.00)	(\$9,000.00)	Myers Equipment Corp
Principal & interest on 2012 Bus Bonds	District	Vehicles	12/15/2017	9171	\$106,250.00	\$106,250.00	\$106,250.00	Bank of New York Mellon
Interest on 2012 Bus Bonds	District	Vehicles	6/15/2018	9171	\$5,250.00	\$5,250.00	\$5,250.00	Bank of New York Mellon
Other Vehicles & Related Equip:								
Ford van T13	District	Vehicles	3/16/2005		\$23,632.09	\$23,632.09	\$23,632.09	Liberty Ford
Eurovent truck and bus exhaust sys	Bus Garage	Vehicles	4/19/2005	9150	\$20,950.00	\$20,950.00	\$20,950.00	Myers Tire Supply
landscaping machinery and equip	Maintenance	F&E	5/10/2005	9150	\$10,869.00	\$10,869.00	\$10,869.00	Century Equipment
two mowers	Maintenance	F&E	5/26/2005	9150	\$5,615.60	\$5,615.60	\$5,615.60	Marshall Equipment Company
dump Truck/Western Plow	Maintenance	Vehicles	6/9/2005	9150	\$33,049.33	\$33,049.33	\$33,049.33	Liberty Ford
super Z mower	Maintenance	F&E	6/30/2005	9150	\$7,918.40	\$7,918.40	\$7,918.40	Baker Vehicle Systems, Inc.
E-Z-Go Utility Vehicle (Athletics) T16	High School	Vehicles	6/30/2005	9150	\$7,002.00	\$7,002.00	\$7,002.00	Baker Vehicle Systems, Inc.
pick-up truck for maintenance dept	District	Vehicles	7/27/2005	9150	\$11,000.00	\$11,000.00	\$11,000.00	Liberty Ford
2002 Chevy Venture Van T4	District	Vehicles	8/31/2005	9150	\$11,900.00	\$11,900.00	\$11,900.00	Bass Chevrolet
2003 Chevy Venture Van	District	Vehicles	8/31/2005	9150	\$12,495.00	\$12,495.00	\$12,495.00	Bass Chevrolet
furnish & install plows on 3 trucks	Maintenance	F&E	12/9/2005	9150	\$8,375.00	\$8,375.00	\$8,375.00	Eshelman Enterprises Inc.
2004 Ford Ranger T11	Maintenance	Vehicles	9/8/2006	9150	\$16,834.50	\$16,834.50	\$16,834.50	Liberty Ford
2001 Ford F250 w/plow T9	Maintenance	Vehicles	9/8/2006	9150	\$13,500.00	\$13,500.00	\$13,500.00	Liberty Ford
2006 Ford F250 used van	District	Vehicles	10/9/2006	9150	\$18,000.00	\$18,000.00	\$18,000.00	Liberty Ford
2003 Ford Ranger T15	District	Vehicles	10/31/2006	9150	\$10,369.50	\$10,369.50	\$10,369.50	Liberty Ford
Steiner 4x4 tractor	District	Vehicles	11/17/2006	9150	\$6,000.00	\$6,000.00	\$6,000.00	Baker Vehicle Systems, Inc.
2006 Ford Focus	Admin	Vehicles	1/8/2007	9150	\$13,900.00	\$13,900.00	\$13,900.00	Liberty Ford
2004 Ford Pick-up Truck	Admin	Vehicles	4/20/2007	9150	\$19,325.50	\$19,325.50	\$19,325.50	Liberty Ford
2007 Ford F150	District	F&E	11/29/2007	9150	\$55,200.00	\$55,200.00	\$55,200.00	Valley Ford Truck Sales
2004 Ford Windstar Van	Admin	Vehicles	11/30/2007	9150	\$13,265.50	\$13,265.50	\$13,265.50	Liberty Ford
2006 Ford Focus T10	Admin	Vehicles	12/28/2007	9150	\$13,015.50	\$13,015.50	\$13,015.50	Liberty Ford
Yale Fork Truck	District	Vehicles	1/23/2008	9150	\$7,985.00	\$7,985.00	\$7,985.00	North Coast Lift Truck, Inc
Delivery	District	Vehicles	1/23/2008	9150	\$210.00	\$210.00	\$210.00	North Coast Lift Truck, Inc
Fix Battery	District	Vehicles	1/23/2008	9150	\$625.00	\$625.00	\$625.00	North Coast Lift Truck, Inc
Ford Focus	District	Vehicles	2/29/2008	9150	\$12,475.00	\$12,475.00	\$12,475.00	Liberty Ford
dump truck	District	Vehicles	2/22/2008	9150	\$3,500.00	\$3,500.00	\$3,500.00	Valley Ford Truck Sales

OTHER

PROJECT December 31 2018		BUILDING	Land, Building Vehicles, F&E	CHECK DATE	SPECIAL COST CENTER	ESTIMATED COST	ACTUAL COST MTD	ACTUAL COST TO DATE	CONTRACTOR/ VENDOR
Ford E150	T17	District	Vehicles	3/28/2008	9150	\$16,475.00	\$16,475.00	\$16,475.00	Liberty Ford
Ford E150		District	Vehicles	3/20/2008	9150	\$16,475.50	\$16,475.50	\$16,475.50	Liberty Ford
Ford E150		District	Vehicles	4/11/2008	9150	\$16,000.00	\$16,000.00	\$16,000.00	Liberty Ford
2005 Ford Focus	T7	District	Vehicles	8/15/2008	9150	\$9,614.95	\$9,614.95	\$9,614.95	Liberty Ford
2005 Ford F150		District	Vehicles	8/8/2008	9150	\$14,425.50	\$14,425.50	\$14,425.50	Liberty Ford
2007 Ford Taurus		District	Vehicles	8/29/2008	9150	\$10,975.50	\$10,975.50	\$10,975.50	Liberty Ford
Multipurpose Tractor		District	Vehicles	8/29/2008	9150	\$16,272.50	\$16,272.50	\$16,272.50	Baker Vehicle Systems, Inc.
Multipurpose Tractor		District	Vehicles	9/11/2008	9150	\$455.00	\$455.00	\$455.00	Baker Vehicle Systems, Inc.
2006 Ford F250	T2	District	Vehicles	10/23/2008	9150	\$17,425.00	\$17,425.00	\$17,425.00	Liberty Ford
2004 Ford F-150	T5	District	Vehicles	11/26/2008	9150	\$11,020.50	\$11,020.50	\$11,020.50	Liberty Ford
Terex Front Loader		District	Vehicles	1/23/2009	9150	\$15,000.00	\$15,000.00	\$15,000.00	Falkenberg Excavating, Inc
2008 Ford F250		District	Vehicles	2/25/2009	9150	\$16,895.50	\$16,895.50	\$16,895.50	Liberty Ford
2003 Chevy Venture Van		District	Vehicles	5/8/2009	9150	\$9,875.47	\$9,875.47	\$9,875.47	Liberty Ford
2004 Ford Freestar	T8	District	Vehicles	3/25/2010	9150	\$7,543.50	\$7,543.50	\$7,543.50	Liberty Ford
2008 Mercury Mariner	T1	District	Vehicles	4/9/2010	9150	\$12,038.50	\$12,038.50	\$12,038.50	Liberty Ford
2008 Mercury Mariner Trade In	T1	District	Vehicles	8/26/2010	9150	(\$15,000.00)	(\$15,000.00)	(\$15,000.00)	Liberty Ford
2007 Ford Focus	T6	District	Vehicles	8/27/2010	9150	\$9,298.87	\$9,298.87	\$9,298.87	Liberty Ford
2003 Ford Truck	T14	District	Vehicles	8/27/2010	9150	\$8,502.87	\$8,502.87	\$8,502.87	Liberty Ford
Lawn Mowers		District	Vehicles	8/13/2010	9150	\$43,850.54	\$43,850.54	\$43,850.54	Baker Vehicle Systems, Inc.
2010 Ford E150 Van		District	Vehicles	10/8/2010	9150	\$19,028.50	\$19,028.50	\$19,028.50	Liberty Ford
2007 Ford F150	T3	District	Vehicles	12/10/2010	9150	\$13,273.50	\$13,273.50	\$13,273.50	Liberty Ford
2006 Ford F250 Trade In	T2	District	Vehicles	7/29/2011	9150	(\$13,500.00)	(\$13,500.00)	(\$13,500.00)	Liberty Ford
2008 Ford F250		District	Vehicles	7/29/2011	9150	\$25,023.50	\$25,023.50	\$25,023.50	Liberty Ford
2007 Ford F150	T3	District	Vehicles	9/8/2011	9150	(\$13,100.00)	(\$13,100.00)	(\$13,100.00)	Liberty Ford
2008 Ford F250		District	Vehicles	9/8/2011	9150	\$26,683.50	\$26,683.50	\$26,683.50	Liberty Ford
2002 Chevy Venture Van	T4	District	Vehicles	1/5/2012	9150	(\$1,000.00)	(\$1,000.00)	(\$1,000.00)	Liberty Ford
2004 Mercury Monterey	T12	District	Vehicles	1/5/2012	9150	\$11,551.50	\$11,551.50	\$11,551.50	Liberty Ford
2007 Ford E350 Van		District	Vehicles	6/14/2012	9150	\$20,283.50	\$20,283.50	\$20,283.50	Liberty Ford
1995 Ford E350 Van		District	Vehicles	6/14/2012	9150	(\$7,500.00)	(\$7,500.00)	(\$7,500.00)	Liberty Ford
2004 Ford F150	T5	District	Vehicles	6/14/2012	9150	(\$1,000.00)	(\$1,000.00)	(\$1,000.00)	Liberty Ford
2011 Toyota		District	Vehicles	8/9/2012	9150	\$23,771.50	\$23,771.50	\$23,771.50	Liberty Ford
2007 Ford Focus	T6	District	Vehicles	8/9/2012	9150	(\$4,000.00)	(\$4,000.00)	(\$4,000.00)	Liberty Ford
2005 Ford Focus	T7	District	Vehicles	8/9/2012	9150	(\$2,500.00)	(\$2,500.00)	(\$2,500.00)	Liberty Ford
2004 Ford Freestar	T8	District	Vehicles	10/4/2012	9150	(\$2,500.00)	(\$2,500.00)	(\$2,500.00)	Liberty Ford
2001 Ford F250	T9	District	Vehicles	10/4/2012	9150	(\$4,500.00)	(\$4,500.00)	(\$4,500.00)	Liberty Ford
2008 Ford F250		District	Vehicles	10/4/2012	9150	\$24,583.00	\$24,583.00	\$24,583.00	Liberty Ford
Various Trade-Ins		District	Vehicles	8/22/2013	9150	(\$18,500.00)	(\$18,500.00)	(\$18,500.00)	Liberty Ford
2006 Ford Focus	T10	District	Vehicles	8/22/2013	9150	(\$4,000.00)	(\$4,000.00)	(\$4,000.00)	Liberty Ford
2004 Ford Ranger	T11	Maintenance	Vehicles	8/22/2013	9150	(\$4,000.00)	(\$4,000.00)	(\$4,000.00)	Liberty Ford
2008 Ford F350		District	Vehicles	8/22/2013	9150	\$32,273.50	\$32,273.50	\$32,273.50	Liberty Ford
2012 Dodge Grand Caravan		District	Vehicles	3/10/2014	9150	\$17,283.50	\$17,283.50	\$17,283.50	Ganley Dodge, Inc.
2004 Mercury Monterey	T12	District	Vehicles	3/10/2014	9150	(\$2,783.50)	(\$2,783.50)	(\$2,783.50)	Ganley Dodge, Inc.
2011 Ford F250		District	Vehicles	11/13/2014	9150	\$30,220.50	\$30,220.50	\$30,220.50	Liberty Ford
2006 Ford Freestar	T13	District	Vehicles	11/13/2014	9150	(\$1,000.00)	(\$1,000.00)	(\$1,000.00)	Liberty Ford
2003 Ford F250	T14	District	Vehicles	11/13/2014	9150	(\$9,000.00)	(\$9,000.00)	(\$9,000.00)	Liberty Ford

OTHER

PROJECT December 31 2018	BUILDING	Land, Building Vehicles, F&E	CHECK DATE	SPECIAL COST CENTER	ESTIMATED COST	ACTUAL COST MTD	ACTUAL COST TO DATE	CONTRACTOR/ VENDOR
2010 Ford F250	District	Vehicles	1/29/2015	9150	\$23,783.50	\$23,783.50	\$23,783.50	Liberty Ford
1999 Chevy Truck Trade-In	District	Vehicles	1/29/2015	9150	(\$5,000.00)	(\$5,000.00)	(\$5,000.00)	Liberty Ford
2011 Ford Ranger	District	Vehicles	4/30/2015	9150	\$21,183.50	\$21,183.50	\$21,183.50	Liberty Ford
EZ-Go Utility Vehicle	MS	Vehicles	11/19/2015	9150	\$3,500.00	\$3,500.00	\$3,500.00	Baker Vehicle Systems, Inc.
2003 Ford Ranger T15	District	Vehicles	4/14/2016	9150	(\$1,583.50)	(\$1,583.50)	(\$1,583.50)	Liberty Ford
2012 Ford Escape	District	Vehicles	4/14/2016	9150	\$14,583.50	\$14,583.50	\$14,583.50	Liberty Ford
EZ-Go Utility Vehicle-Trade In T16	High School	Vehicles	6/30/2016	9150	(\$804.00)	(\$804.00)	(\$804.00)	Baker Vehicle Systems, Inc.
Truckster Golf Cart	High School	Vehicles	6/30/2016	9150	\$8,104.00	\$8,104.00	\$8,104.00	Baker Vehicle Systems, Inc.
EZ-Go Golf Cart	District	Vehicles	7/31/2016	9150	\$7,424.00	\$7,424.00	\$7,424.00	Baker Vehicle Systems, Inc.
Ventrac 4227-Trade In	District	F&E	12/22/2016	9150	(\$2,500.00)	(\$2,500.00)	(\$2,500.00)	Baker Vehicle Systems, Inc.
Ventrac 4500 Tractor-Trade In	District	F&E	12/22/2016	9150	\$32,834.94	\$32,834.94	\$32,834.94	Baker Vehicle Systems, Inc.
New Holland Tractor Cab	District	F&E	2/9/2017	9150	\$7,405.00	\$7,405.00	\$7,405.00	Medina Tractor Sales
Year-end adjustment	District		6/30/2017	9314	\$24,647.33	\$24,647.33	\$24,647.33	Move exp from SCC9314
2005 Ford E150 Van T17	District	Vehicles	9/22/2017	9150	(\$3,000.00)	(\$3,000.00)	(\$3,000.00)	Liberty Ford
2015 Ford Transit	District	Vehicles	9/22/2017	9150	\$30,273.50	\$30,273.50	\$30,273.50	Liberty Ford
Planetarium Project:								
Planetarium Projection System	High School	F&E	5/2/2013	9150	\$59,000.00	\$59,000.00	\$59,000.00	Spitz, Inc.
Planetarium Projection System	High School	F&E	6/27/2013	9150	\$31,300.00	\$31,300.00	\$31,300.00	Spitz, Inc.
Planetarium Projection System	High School	F&E	4/30/2014	9150	(\$4,555.00)	(\$4,555.00)	(\$4,555.00)	Corr. Posting-To 004-9164
PTO Technology:								
Elmo Camera	Lomond	F&E	5/8/2009	9169	\$636.00	\$636.00	\$636.00	Cousin's Video
Computer equipment	Boulevard	F&E	7/24/2009	9169	\$10,861.00	\$10,861.00	\$10,861.00	Smart Ed Services
Computer equipment	Woodbury	F&E	6/30/2010	9169	\$950.32	\$950.32	\$950.32	Easy Graphics and MCPc
Computer equipment	Boulevard	F&E	10/27/2010	9169	\$6,534.60	\$6,534.60	\$6,534.60	Easy Graphics and MCPc
Computer equipment	Woodbury	F&E	8/30/2011	9169	\$25,000.00	\$25,000.00	\$25,000.00	Smart Ed Services
Sound System	Mercer	F&E	1/31/2012	9169	\$4,500.00	\$4,500.00	\$4,500.00	Soundcom Systems
Document Camera	Boulevard	F&E	4/30/2014	9169	\$6,998.00	\$6,998.00	\$6,998.00	Corr. Posting-From FD 001 Tech
Chromebooks	Middle School	F&E	6/30/2016	9169	\$14,520.00	\$14,520.00	\$14,520.00	CDI Computer Dealers Inc
HP LasetJet Printer	Middle School	F&E	1/10/2017	9169	\$224.99	\$224.99	\$224.99	American Express-Amazon
Chromebooks	Middle School	F&E	1/26/2017	9169	\$6,630.00	\$6,630.00	\$6,630.00	CDI Computer Dealers Inc
Computer Charging Station	Middle School	F&E	1/31/2017	9169	\$889.65	\$889.65	\$889.65	School Outfitters
Smartboard	Middle School	F&E	3/16/2017	9169	\$1,808.00	\$1,808.00	\$1,808.00	Tierney Brothers, Inc
Chromebooks	Middle School	F&E	4/7/2017	9169	(\$7,520.00)	(\$7,520.00)	(\$7,520.00)	CDI Computer Dealers Inc
Zing Laser Cutter	Middle School	F&E	6/29/2017	9169	\$947.36	\$947.36	\$947.36	Buckeye Educational Systems
Video Card	Middle School	F&E	2/10/2019	9169	\$630.94	\$630.94	\$630.94	Micro Center
Projector	Middle School	F&E	2/10/2019	9169	\$521.70	\$521.70	\$521.70	CDW Government
Tech Supplies	District	F&E	3/10/2019	9169	\$36.93	\$36.93	\$36.93	Ace Hardware
Tech Supplies	District	F&E	3/10/2019	9169	\$249.72	\$249.72	\$249.72	Home Depot
Tech Supplies	District	F&E	3/10/2019	9169	\$101.70	\$101.70	\$101.70	Amazon
Tech Supplies	District	F&E	3/10/2019	9169	\$189.99	\$189.99	\$189.99	Amazon
Tech Supplies	District	F&E	3/10/2019	9169	\$16.99	\$16.99	\$16.99	Microcenter

OTHER

PROJECT December 31 2018	BUILDING	Land, Building Vehicles, F&E	CHECK DATE	SPECIAL COST CENTER	ESTIMATED COST	ACTUAL COST MTD	ACTUAL COST TO DATE	CONTRACTOR/ VENDOR
Tech Supplies	District	F&E	3/10/2019	9169	\$19.99	\$19.99	\$19.99	Play N Trade
Cable Supplies	Middle School	F&E	4/10/2019	9169	\$5.98	\$5.98	\$5.98	Amazon
Robotics Supplies	Middle School	F&E	4/10/2019	9169	\$582.26	\$582.26	\$582.26	CustomInk
Robotics Supplies	Middle School	F&E	5/10/2019	9169	\$610.69	\$610.69	\$610.69	CustomInk
Robotics Equipment	Middle School	F&E	6/10/2019	9169	\$1,876.05	\$1,876.05	\$1,876.05	Home Depot
Robotics Equipment	Middle School	F&E	11/30/2021	9169	\$2,475.60	\$2,475.60	\$2,475.60	Amazon
PTO Projects:								
Maps and Signage	District	F&E	12/7/2009	9170	\$1,890.00	\$1,890.00	\$1,890.00	Carrollgraphics
Signage	District	F&E	12/9/2009	9170	\$447.00	\$447.00	\$447.00	Carrollgraphics
Onaway Pavers	Onaway	Building	6/30/2010	9170	\$1,500.00	\$1,500.00	\$1,500.00	
MS Microwave	Middle School	F&E	4/30/2012	9170	\$91.74	\$91.74	\$91.74	Staples
Personalized Learning Center:								
Professional Services-Code Study	PLC	Building	7/31/2014	9316	\$5,200.00	\$5,200.00	\$5,200.00	Neville Architects
Window Blinds	PLC	F&E	8/28/2014	9316	\$2,347.92	\$2,347.92	\$2,347.92	Rochelle Platt Window Treatments
Network Design/Implementation	PLC	F&E	8/28/2014	9316	\$3,332.00	\$3,332.00	\$3,332.00	I/S Integration Specialists
Electrical Outlets	PLC	F&E	8/28/2014	9316	\$2,700.00	\$2,700.00	\$2,700.00	Hidden Valley Electric Inc
Painting	PLC	F&E	8/22/2014	9316	\$7,500.00	\$7,500.00	\$7,500.00	Quality Care Painting
Monthly Internet Access	PLC	F&E	8/18/2014	9316	\$565.00	\$565.00	\$565.00	Time Warner
Take down and disposal of partitions	PLC	F&E	8/22/2014	9316	\$880.00	\$880.00	\$880.00	J.C. Sharp Corp.
Monthly Internet Access	PLC	F&E	9/12/2014	9316	\$476.83	\$476.83	\$476.83	Time Warner
Electrical Outlets	PLC	F&E	9/16/2014	9316	\$1,600.00	\$1,600.00	\$1,600.00	Hidden Valley Electric Inc
Ceiling and ceiling tiles	PLC	F&E	9/16/2014	9316	\$1,268.00	\$1,268.00	\$1,268.00	D&J Structural Contracting
Monthly Internet Access	PLC	F&E	10/22/2014	9316	\$450.00	\$450.00	\$450.00	Time Warner
Fire Alarm System	PLC	F&E	10/16/2014	9316	\$2,920.00	\$2,920.00	\$2,920.00	Continental Fire & Security
Emergency Lighting	PLC	F&E	10/23/2014	9316	\$2,125.00	\$2,125.00	\$2,125.00	Hidden Valley Electric Inc
Carpet Tiles	PLC	F&E	11/13/2014	9316	\$9,280.50	\$9,280.50	\$9,280.50	The Floor Show, Calvetta Bros.
Doors	PLC	F&E	11/13/2014	9316	\$18,292.00	\$18,292.00	\$18,292.00	Midland Hardware
Monthly Internet Access	PLC	F&E	11/20/2014	9316	\$450.00	\$450.00	\$450.00	Time Warner
Monthly Internet Access	PLC	F&E	12/12/2014	9316	\$450.00	\$450.00	\$450.00	Time Warner
Monthly Internet Access	PLC	F&E	1/20/2015	9316	\$450.00	\$450.00	\$450.00	Time Warner
Monthly Internet Access	PLC	F&E	2/17/2015	9316	\$450.00	\$450.00	\$450.00	Time Warner
Surveillance Equipment	PLC	F&E	3/16/2015	9316	\$7,200.00	\$7,200.00	\$7,200.00	21st Century Alarm/Data
Emergency Lighting Installation	PLC	F&E	3/16/2015	9316	\$2,450.00	\$2,450.00	\$2,450.00	Hidden Valley Electric Inc
Fire Prevention System	PLC	F&E	4/9/2015	9316	\$10,000.00	\$10,000.00	\$10,000.00	Breck's Plumbing Services
Fire Exit Devices	PLC	F&E	4/30/2015	9316	\$2,754.89	\$2,754.89	\$2,754.89	Midland Hardware
Fire Prevention System	PLC	F&E	5/15/2015	9316	\$7,540.00	\$7,540.00	\$7,540.00	Breck's Plumbing Services
Duct Work Installation	PLC	F&E	5/21/2015	9316	\$5,150.00	\$5,150.00	\$5,150.00	Air-Temp Mechanical, Inc
Cable infrastructure and equipment	PLC	F&E	5/31/2015	9316	\$10,539.09	\$10,539.09	\$10,539.09	Cable Communications
Desktop Computers	PLC	F&E	5/31/2015	9316	\$3,858.35	\$3,858.35	\$3,858.35	Chicago Micro
Architectural Services	PLC	F&E	5/31/2015	9316	\$15,556.75	\$15,556.75	\$15,556.75	Neville Architects
Architectural Services	PLC	F&E	5/31/2015	9316	\$20,439.60	\$20,439.60	\$20,439.60	Neville Architects
Overage on furniture	PLC	F&E	5/31/2015	9316	\$2,343.91	\$2,343.91	\$2,343.91	Various

OTHER

PROJECT December 31 2018	BUILDING	Land, Building Vehicles, F&E	CHECK DATE	SPECIAL COST CENTER	ESTIMATED COST	ACTUAL COST MTD	ACTUAL COST TO DATE	CONTRACTOR/ VENDOR
Drywall, ceiling, bathroom and tile repairs	PLC	F&E	9/30/2015	9316	\$17,667.00	\$17,667.00	\$17,667.00	D&J Structural Contracting
Architectural Services	PLC	F&E	9/30/2015	9316	\$1,647.50	\$1,647.50	\$1,647.50	Neville Architects
Auditorium Equipment	PLC	F&E	10/29/2015	9316	\$7,494.93	\$7,494.93	\$7,494.93	Tierney Brothers, Inc
Fire Alarm System	PLC	F&E	10/30/2015	9316	\$2,414.00	\$2,414.00	\$2,414.00	Continental Fire & Security
Office Max & OMSP Receipt								
Woodbury Clock Tower								
Cupola Repair	WO	Building	9/30/2015	9314	\$42,896.42	\$42,896.42	\$42,896.42	Precision Environmental
Project Admin/Safety Assessment	WO	Building	9/30/2015	9314	\$4,009.10	\$4,009.10	\$4,009.10	Van Auken Akins Architects
Clock Tower Repair	WO	Building	1/21/2016	9314	\$6,319.51	\$6,319.51	\$6,319.51	Van Auken Akins Architects
Clock Tower Repair	WO	Building	2/18/2016	9314	\$14,407.34	\$14,407.34	\$14,407.34	Van Auken Akins Architects
Clock Tower Repair	WO	Building	3/17/2016	9314	\$2,737.35	\$2,737.35	\$2,737.35	Van Auken Akins Architects
Clock Tower Repair	WO	Building	4/14/2016	9314	\$1,162.70	\$1,162.70	\$1,162.70	Van Auken Akins Architects
Clock Tower Repair	WO	Building	5/19/2016	9314	\$5,320.00	\$5,320.00	\$5,320.00	Van Auken Akins Architects
Clock Tower Repair	WO	Building	5/31/2016	9314	\$43,749.73	\$43,749.73	\$43,749.73	Envirocom Construction, Inc.
Clock Tower Repair	WO	Building	6/20/2016	9314	\$209.42	\$209.42	\$209.42	Van Auken Akins Architects
Clock Tower Repair	WO	Building	7/31/2016	9314	\$1,315.36	\$1,315.36	\$1,315.36	Professional Service Industries, Inc
Clock Tower Repair	WO	Building	7/21/2016	9314	\$155,620.67	\$155,620.67	\$155,620.67	Envirocom Construction, Inc.
Clock Tower Repair	WO	Building	8/24/2016	9314	\$128,403.75	\$128,403.75	\$128,403.75	Envirocom Construction, Inc.
Woodbury Pavers	WO	Land	8/25/2016	9314	\$9,250.00	\$9,250.00	\$9,250.00	Romanin Concrete, Inc.
Brick display for Woodbury bell	WO	F&E	9/15/2016	9314	\$3,432.56	\$3,432.56	\$3,432.56	Licursi Garden Center, Inc.
Bronze Plaque	WO	F&E	9/30/2016	9314	\$1,128.75	\$1,128.75	\$1,128.75	Gino's Awards
Foam Boards	WO	F&E	9/30/2016	9314	\$11.62	\$11.62	\$11.62	ARC Document Solutions
Rigging Service-Relocate bell	WO	F&E	9/29/2016	9314	\$3,500.00	\$3,500.00	\$3,500.00	Shippers Highway Express, Inc.
Structural Steel Inspection	WO	F&E	9/22/2016	9314	\$723.00	\$723.00	\$723.00	Professional Service Industries, Inc
New Brick Pedestal	WO	F&E	9/15/2016	9314	\$4,925.00	\$4,925.00	\$4,925.00	R. Chapman Masonry & Const.
Clock Tower Repair	WO	F&E	10/28/2016	9314	\$78,415.63	\$78,415.63	\$78,415.63	Envirocom Construction, Inc.
Clock Tower Gutter Replacement	WO	F&E	11/30/2016	9314	\$4,613.83	\$4,613.83	\$4,613.83	Envirocom Construction, Inc.
Clock Tower Repair	WO	F&E	11/10/2016	9314	\$3,715.00	\$3,715.00	\$3,715.00	Van Auken Akins Architects
Clock Tower Repair	WO	F&E	12/10/2016	9314	\$1,445.20	\$1,445.20	\$1,445.20	Professional Service Industries, Inc
Clock Tower Repair	WO	F&E	12/22/2016	9314	\$9,495.70	\$9,495.70	\$9,495.70	Van Auken Akins Architects
Clock Tower Repair	WO	F&E	1/18/2017	9314	\$15,560.00	\$15,560.00	\$15,560.00	Envirocom Construction, Inc.
Parking Lot & Tennis Courts								
Tennis Court Improvements	District	Land	9/30/2015	9314	\$10,501.10	\$10,501.10	\$10,501.10	Van Auken Akins Architects
Adminstration Parking Lot	District	Land	9/30/2015	9314	\$9,900.00	\$9,900.00	\$9,900.00	Van Auken Akins Architects
Parking Lot & Tennis Court Repair	District	Land	12/17/2015	9314	\$1,356.31	\$1,356.31	\$1,356.31	Van Auken Akins Architects
Parking Lot & Tennis Court Repair	District	Land	1/14/2016	9314	\$3,800.00	\$3,800.00	\$3,800.00	Van Auken Akins Architects
Parking Lot & Tennis Court Repair	District	Land	1/31/2016	9314	\$2,550.00	\$2,550.00	\$2,550.00	Van Auken Akins Architects
Parking Lot & Tennis Court Repair	District	Land	1/31/2016	9314	\$3,476.85	\$3,476.85	\$3,476.85	Van Auken Akins Architects
Parking Lot & Tennis Court Repair	District	Land	2/29/2016	9314	\$850.00	\$850.00	\$850.00	Van Auken Akins Architects
Parking Lot & Tennis Court Repair	District	Land	3/17/2016	9315	\$2,550.88	\$2,550.88	\$2,550.88	Van Auken Akins Architects
Parking Lot & Tennis Court Repair	District	Land	4/14/2016	9315	\$761.25	\$761.25	\$761.25	Van Auken Akins Architects
Parking Lot & Tennis Court Repair	District	Land	5/26/2016	9314	\$24,750.00	\$24,750.00	\$24,750.00	Perrin Asphalt Company, Inc.

OTHER

PROJECT December 31 2018	BUILDING	Land, Building Vehicles, F&E	CHECK DATE	SPECIAL COST CENTER	ESTIMATED COST	ACTUAL COST MTD	ACTUAL COST TO DATE	CONTRACTOR/ VENDOR
Parking Lot & Tennis Court Repair	District	Land	6/20/2016	9314	\$851.91	\$851.91	\$851.91	Van Auken Akins Architects
Parking Lot & Tennis Court Repair	District	Land	6/30/2016	9314	\$759.35	\$759.35	\$759.35	Van Auken Akins Architects
Parking Lot & Tennis Court Repair	District	Land	7/10/2016	9314	\$479.50	\$479.50	\$479.50	Professional Service Industries, Inc
Parking Lot & Tennis Court Repair	District	Land	7/31/2016	9314	\$127,905.71	\$127,905.71	\$127,905.71	Perrin Asphalt Company, Inc.
Parking Lot Landscaping	District	Land	7/31/2016	9314	\$7,554.00	\$7,554.00	\$7,554.00	Bordonaros Landscaping Co.
Tennis Courts Drinking Fountain	HS	Land	7/26/2016	9314	\$3,383.34	\$3,383.34	\$3,383.34	The Cleveland Plumbing Supply Co
Parking Lot & Tennis Court Repair	District	Land	8/11/2016	9314	\$340,650.00	\$340,650.00	\$340,650.00	Perrin Asphalt Company, Inc.
Parking Lot & Tennis Court Repair	District	Land	10/20/2016	9314	\$102,654.00	\$102,654.00	\$102,654.00	Perrin Asphalt Company, Inc.
Void prior FY Check #136725	District	Land	11/10/2016	9314	(\$850.00)	(\$850.00)	(\$850.00)	Van Auken Akins Architects
Parking Lot & Tennis Court Repair	District	Land	11/10/2016	9314	\$1,240.12	\$1,240.12	\$1,240.12	Van Auken Akins Architects
Parking Lot & Tennis Court Repair	District	Land	11/17/2016	9314	\$4,528.22	\$4,528.22	\$4,528.22	Van Auken Akins Architects
Parking Lot & Tennis Court Repair	District	Land	12/10/2016	9314	\$8,496.50	\$8,496.50	\$8,496.50	Professional Service Industries, Inc
Parking Lot & Tennis Court Repair	District	Land	1/12/2017	9314	\$1,326.00	\$1,326.00	\$1,326.00	Van Auken Akins Architects
Tennis Court Improvements	District	F&E	1/19/2017	9314	\$2,122.42	\$2,122.42	\$2,122.42	Oncourt Offcourt, LTD
Parking Lot & Tennis Court Repair	District	F&E	3/16/2017	9314	\$324.99	\$324.99	\$324.99	Van Auken Akins Architects
Parking Lot & Tennis Court Repair	District	F&E	9/19/2017	9314	\$64,897.75	\$64,897.75	\$64,897.75	Perrin Asphalt Company, Inc.
Assessment & Master Planning								
Assessment & Master Planning	District	Building	1/14/2016	9314	\$28,125.20	\$28,125.20	\$28,125.20	Van Auken Akins Architects
Assessment & Master Planning	District	Building	1/28/2016	9314	\$78,264.17	\$78,264.17	\$78,264.17	Van Auken Akins Architects
Assessment & Master Planning	District	Building	2/18/2016	9314	\$4,282.09	\$4,282.09	\$4,282.09	Van Auken Akins Architects
Assessment & Master Planning	District	Building	3/17/2016	9314	\$18,376.19	\$18,376.19	\$18,376.19	Van Auken Akins Architects
Assessment & Master Planning	District	Building	4/14/2016	9314	\$11,298.00	\$11,298.00	\$11,298.00	Van Auken Akins Architects
Assessment & Master Planning	District	Building	5/19/2016	9314	\$8,282.50	\$8,282.50	\$8,282.50	Van Auken Akins Architects
Assessment & Master Planning	District	Building	6/20/2016	9314	\$1,506.32	\$1,506.32	\$1,506.32	Van Auken Akins Architects
Assessment & Master Planning	District	Building	6/30/2016	9314	\$1,591.00	\$1,591.00	\$1,591.00	Van Auken Akins Architects
Middle School Site Analysis								
Middle School Boundary Survey	District	Building	8/25/2016	9314	\$9,500.00	\$9,500.00	\$9,500.00	Dempsey Surveying Co.
Middle School Site Analysis	District	Building	9/15/2016	9314	\$10,125.00	\$10,125.00	\$10,125.00	Van Auken Akins Architects
Middle School Site Analysis	District	Building	9/22/2016	9314	\$3,402.50	\$3,402.50	\$3,402.50	Van Auken Akins Architects
Onaway Parking Lot								
Onaway Parking Lot	ON	Land	9/30/2015	9314	\$9,900.00	\$9,900.00	\$9,900.00	Van Auken Akins Architects
Onaway Parking Lot	ON	Land	12/17/2015	9314	\$412.50	\$412.50	\$412.50	Van Auken Akins Architects
Onaway Parking Lot	ON	Land	1/14/2016	9314	\$3,800.00	\$3,800.00	\$3,800.00	Van Auken Akins Architects
Onaway Parking Lot	ON	Land	1/31/2016	9314	\$1,237.50	\$1,237.50	\$1,237.50	Van Auken Akins Architects
Onaway Parking Lot	ON	Land	1/31/2016	9314	\$1,650.00	\$1,650.00	\$1,650.00	Van Auken Akins Architects
Onaway Parking Lot	ON	Land	2/29/2016	9314	\$412.50	\$412.50	\$412.50	Van Auken Akins Architects
Onaway Parking Lot	ON	Land	3/17/2016	9314	\$1,237.50	\$1,237.50	\$1,237.50	Van Auken Akins Architects
Onaway Parking Lot	ON	Land	4/14/2016	9314	\$330.00	\$330.00	\$330.00	Van Auken Akins Architects
Onaway Parking Lot	ON	Land	6/20/2016	9314	\$330.00	\$330.00	\$330.00	Van Auken Akins Architects
Onaway Parking Lot	ON	Land	6/30/2016	9314	\$330.00	\$330.00	\$330.00	Van Auken Akins Architects
Void prior FY Check #136725	ON	Land	11/10/2016	9314	(\$412.50)	(\$412.50)	(\$412.50)	Van Auken Akins Architects
Onaway Parking Lot	ON	Land	11/10/2016	9314	\$412.50	\$412.50	\$412.50	Van Auken Akins Architects

OTHER

PROJECT December 31 2018	BUILDING	Land, Building Vehicles, F&E	CHECK DATE	SPECIAL COST CENTER	ESTIMATED COST	ACTUAL COST MTD	ACTUAL COST TO DATE	CONTRACTOR/ VENDOR
Onaway Parking Lot	ON	Land	11/17/2016	9314	(\$660.00)	(\$660.00)	(\$660.00)	Van Auken Akins Architects
High School South Parking Lot								
High School South Parking Lot	HS	Land	1/31/2016	9314	\$1,331.25	\$1,331.25	\$1,331.25	Van Auken Akins Architects
High School South Parking Lot	HS	Land	1/31/2016	9314	\$1,775.00	\$1,775.00	\$1,775.00	Van Auken Akins Architects
High School South Parking Lot	HS	Land	2/29/2016	9314	\$443.75	\$443.75	\$443.75	Van Auken Akins Architects
High School South Parking Lot	HS	Land	3/17/2016	9314	\$1,331.25	\$1,331.25	\$1,331.25	Van Auken Akins Architects
High School South Parking Lot	HS	Land	4/14/2016	9314	\$355.00	\$355.00	\$355.00	Van Auken Akins Architects
High School South Parking Lot	HS	Land	6/20/2016	9314	\$355.00	\$355.00	\$355.00	Van Auken Akins Architects
High School South Parking Lot	HS	Land	6/30/2016	9314	\$355.00	\$355.00	\$355.00	Van Auken Akins Architects
High School South Parking Lot	HS	Land	9/30/2015	9314	\$10,650.00	\$10,650.00	\$10,650.00	Van Auken Akins Architects
Void prior FY Check #136725	HS	Land	11/10/2016	9314	(\$443.75)	(\$443.75)	(\$443.75)	Van Auken Akins Architects
High School South Parking Lot	HS	Land	11/10/2016	9314	\$443.75	\$443.75	\$443.75	Van Auken Akins Architects
High School South Parking Lot	HS	Land	11/17/2016	9314	(\$710.00)	(\$710.00)	(\$710.00)	Van Auken Akins Architects
Middle School Design Labs	MS	F&E	9/30/2015	9314	\$7,500.00	\$7,500.00	\$7,500.00	Van Auken Akins Architects
Year-end adjustment	District		6/30/2017	9314	(\$24,647.33)	(\$24,647.33)	(\$24,647.33)	Move exp to SCC9150
Fernway Fire								
Fernway Fire Remediation	Fernway	Building	7/31/2018	9620	\$250,000.00	\$250,000.00	\$250,000.00	All Disaster Services
Fernway Fire Remediation	Fernway	Building	8/8/2018	9620	\$250,000.00	\$250,000.00	\$250,000.00	All Disaster Services
Fernway Fire Remediation	Fernway	Building	8/14/2018	9620	\$200,000.00	\$200,000.00	\$200,000.00	All Disaster Services
Fernway Fire Remediation	Fernway	Building	8/24/2018	9620	\$200,000.00	\$200,000.00	\$200,000.00	All Disaster Services
Fernway Parking Lot emergency Services	Fernway	Building	9/14/2018	9620	\$10,000.00	\$10,000.00	\$10,000.00	Van Auken Akins Architects
Fernway Parking Lot emergency Services	Fernway	Building	9/30/2018	9620	\$45.25	\$45.25	\$45.25	Van Auken Akins Architects
Fernway Fire Remediation	Fernway	Building	9/12/2018	9620	\$360,000.00	\$360,000.00	\$360,000.00	All Disaster Services
Fernway Fire Remediation	Fernway	Building	9/24/2018	9620	\$200,000.00	\$200,000.00	\$200,000.00	All Disaster Services
Fernway Fire Enhancements	Fernway	Building	10/30/2018	9620	\$20,781.25	\$20,781.25	\$20,781.25	Van Auken Akins Architects
Fernway Fire Renovation	Fernway	Building	10/30/2018	9620	\$61,592.13	\$61,592.13	\$61,592.13	Van Auken Akins Architects
Fernway Fire Remediation	Fernway	Building	10/19/2018	9620	\$25,000.00	\$25,000.00	\$25,000.00	All Disaster Services
Fernway Fire Renovation	Fernway	Building	11/12/2018	9620	\$51,521.34	\$51,521.34	\$51,521.34	Van Auken Akins Architects
Fernway Fire Remediation	Fernway	Building	11/15/2018	9620	\$100,000.00	\$100,000.00	\$100,000.00	NBD International, Inc.
Fernway Fire Remediation	Fernway	Building	12/7/2018	9620	\$18,465.00	\$18,465.00	\$18,465.00	Squire Legal expense
Fernway Fire Remediation	Fernway	Building	12/21/2018	9620	\$64,928.50	\$64,928.50	\$64,928.50	Van Auken Akins Architects
Fernway Fire Remediation	Fernway	Building	12/12/2018	9620	\$200,000.00	\$200,000.00	\$200,000.00	All Disaster Services
Fernway Fire Remediation	Fernway	Building	1/3/2019	9620	\$319,054.00	\$319,054.00	\$319,054.00	All Disaster Services
Fernway Fire Remediation	Fernway	Building	1/17/2019	9620	\$70,401.84	\$70,401.84	\$70,401.84	MDCB, LLC
Fernway Fire Remediation	Fernway	Building	1/17/2019	9620	\$46,458.75	\$46,458.75	\$46,458.75	NBD International, Inc.
Fernway Fire Renovation	Fernway	Building	1/17/2019	9620	\$112,632.66	\$112,632.66	\$112,632.66	Van Auken Akins Architects
Fernway Fire Renovation	Fernway	Building	2/4/2019	9620	\$329,023.57	\$329,023.57	\$329,023.57	Gilbane Building Company
Fernway Fire Renovation	Fernway	Building	2/11/2019	9620	\$368,756.90	\$368,756.90	\$368,756.90	Gilbane Building Company
Fernway Fire Renovation	Fernway	Building	2/21/2019	9620	\$111,472.68	\$111,472.68	\$111,472.68	Van Auken Akins Architects
Fernway Fire Renovation	Fernway	Building	3/1/2019	9620	\$387,059.10	\$387,059.10	\$387,059.10	Gilbane Building Company
Fernway Fire Renovation	Fernway	Building	3/26/2019	9620	\$162,951.54	\$162,951.54	\$162,951.54	Gilbane Building Company

OTHER

PROJECT December 31 2018	BUILDING	Land, Building Vehicles, F&E	CHECK DATE	SPECIAL COST CENTER	ESTIMATED COST	ACTUAL COST MTD	ACTUAL COST TO DATE	CONTRACTOR/ VENDOR
Fernway Fire Enhancements	Fernway	Building	3/26/2019	9620	\$146,546.81	\$146,546.81	\$146,546.81	Van Auken Akins Architects
Project Management Services	Fernway	Building	3/27/2019	9620	\$2,970.00	\$2,970.00	\$2,970.00	Cleora Management
Project Management Services	Fernway	Building	3/28/2019	9620	\$7,640.72	\$7,640.72	\$7,640.72	Cleora Management
Fernway Building Enhancements	Fernway	Building	4/11/2019	9620	\$9,800.00	\$9,800.00	\$9,800.00	Van Auken Akins Architects
Fernway Building Renovation	Fernway	Building	4/23/2019	9620	\$76,632.55	\$76,632.55	\$76,632.55	Van Auken Akins Architects
Fernway Building Enhancements	Fernway	Building	4/23/2019	9620	\$57,311.36	\$57,311.36	\$57,311.36	Van Auken Akins Architects
Fernway Building Renovation	Fernway	Building	4/23/2019	9620	\$204,171.54	\$204,171.54	\$204,171.54	Gilbane Building Company
Project Management Services	Fernway	Building	5/13/2019	9620	\$2,624.58	\$2,624.58	\$2,624.58	Cleora Management
Project Management Services	Fernway	Building	5/22/2019	9620	\$3,264.61	\$3,264.61	\$3,264.61	Cleora Management
Fernway Building Enhancements	Fernway	Building	5/15/2019	9620	\$76,993.50	\$76,993.50	\$76,993.50	Van Auken Akins Architects
Oversight and Remediation	Fernway	Building	5/22/2019	9620	\$7,085.00	\$7,085.00	\$7,085.00	Electro-Analytical, Inc
Fernway Building Enhancements	Fernway	Building	6/30/2019	9620	\$26,011.88	\$26,011.88	\$26,011.88	Van Auken Akins Architects
Fernway Building Renovation	Fernway	Building	6/30/2019	9620	\$40,902.98	\$40,902.98	\$40,902.98	Van Auken Akins Architects
Fernway Building Enhancements	Fernway	Building	6/30/2019	9620	\$9.28	\$9.28	\$9.28	Van Auken Akins Architects
Fernway Building Renovation	Fernway	Building	6/10/2019	9620	\$105,098.38	\$105,098.38	\$105,098.38	Gilbane Building Company
Fernway Abatement Oversight	Fernway	Building	6/12/2019	9620	\$41,536.25	\$41,536.25	\$41,536.25	Electro-Analytical, Inc
FE Park/Playground Recording Costs	Fernway	F&E	6/20/2019	9620	\$315.50	\$315.50	\$315.50	Chicago Title Insurance Co
Project Management Services	Fernway	Building	7/3/2019	9620	\$8,273.34	\$8,273.34	\$8,273.34	Cleora Management
Fernway Fire Renovation	Fernway	Building	7/18/2019	9620	\$168,282.78	\$168,282.78	\$168,282.78	Gilbane Building Company
Permit for Remodel & Addition	Fernway	Building	7/24/2019	9620	\$41,167.91	\$41,167.91	\$41,167.91	City of Shaker Heights
Fernway Fire Renovation	Fernway	Building	7/25/2019	9620	\$674,792.29	\$674,792.29	\$674,792.29	Gilbane Building Company
Professional Design Services	Fernway	Building	7/31/2019	9620	\$171,509.13	\$171,509.13	\$171,509.13	Van Auken Akins Architects LLC
Fernway Building Enhancements	Fernway	Building	8/23/2019	9620	\$27.84	\$27.84	\$27.84	Van Auken Akins Architects LLC
Fernway Building Renovation	Fernway	Building	8/23/2019	9620	\$39,080.35	\$39,080.35	\$39,080.35	Van Auken Akins Architects LLC
Fernway Building Enhancements	Fernway	Building	8/30/2019	9620	\$1,600.86	\$1,600.86	\$1,600.86	Van Auken Akins Architects LLC
Fernway Building Renovation	Fernway	Building	8/30/2019	9620	\$26,730.20	\$26,730.20	\$26,730.20	Van Auken Akins Architects LLC
Fernway Building Enhancements	Fernway	Building	8/30/2019	9620	\$9,577.24	\$9,577.24	\$9,577.24	Van Auken Akins Architects LLC
Fernway Building Renovation	Fernway	Building	8/30/2019	9620	\$3,586.00	\$3,586.00	\$3,586.00	Cleora Management
Fernway Building Renovation	Fernway	Building	8/30/2019	9620	\$1,389,695.15	\$1,389,695.15	\$1,389,695.15	Gilbane Building Company
Temporary Electrical Services Installation	Fernway	Building	9/20/2019	9620	\$9,815.97	\$9,815.97	\$9,815.97	Illuminating Co.
Permanent Electrical Services Installation	Fernway	Building	9/30/2019	9620	\$12,228.56	\$12,228.56	\$12,228.56	Illuminating Co.
Fernway Building Enhancements	Fernway	Building	9/30/2019	9620	\$15,416.04	\$15,416.04	\$15,416.04	Van Auken Akins Architects LLC
Construction projects Adjustment	District	Building	9/30/2019	9620	(\$1,882,943.76)	(\$1,882,943.76)	(\$1,882,943.76)	Gilbane Building Company
Fernway Building Renovation	Fernway	Building	10/3/2019	9620	\$1,764.13	\$1,764.13	\$1,764.13	Cleora Management
Fernway Building Renovation	Fernway	Building	10/21/2019	9620	\$381,876.32	\$381,876.32	\$381,876.32	Gilbane Building Company
Fernway Building Renovation	Fernway	Building	10/22/2019	9620	\$1,673.38	\$1,673.38	\$1,673.38	Cleora Management
Fernway Building Renovation	Fernway	Building	10/29/2019	9620	\$33,119.62	\$33,119.62	\$33,119.62	Van Auken Akins Architects LLC
Fernway Building Enhancements	Fernway	Building	10/31/2019	9620	\$10,141.42	\$10,141.42	\$10,141.42	Van Auken Akins Architects LLC
Fernway Building Renovation	Fernway	Building	10/31/2019	9620	\$982,455.58	\$982,455.58	\$982,455.58	Gilbane Building Company
Fernway Building Renovation	Fernway	Building	11/26/2019	9620	\$1,430,056.30	\$1,430,056.30	\$1,430,056.30	Gilbane Building Company
Testing and Inspection	Fernway	Building	11/30/2019	9620	\$2,803.00	\$2,803.00	\$2,803.00	Professional Service Industries
Fernway Building Renovation	Fernway	Building	11/30/2019	9620	\$9,500.09	\$9,500.09	\$9,500.09	Van Auken Akins Architects LLC
Fernway Building Enhancements	Fernway	Building	11/30/2019	9620	\$4.75	\$4.75	\$4.75	Van Auken Akins Architects LLC
Fernway Building Renovation	Fernway	Building	12/17/2019	9620	\$1,245,228.95	\$1,245,228.95	\$1,245,228.95	Gilbane Building Company
Fernway Building Renovation	Fernway	Building	12/6/2019	9620	\$2,360.88	\$2,360.88	\$2,360.88	Cleora Management

OTHER

PROJECT December 31 2018	BUILDING	Land, Building Vehicles, F&E	CHECK DATE	SPECIAL COST CENTER	ESTIMATED COST	ACTUAL COST MTD	ACTUAL COST TO DATE	CONTRACTOR/ VENDOR
Fernway Building Renovation	Fernway	Building	12/20/2019	9620	\$3,528.26	\$3,528.26	\$3,528.26	Cleora Management
Fernway Building Enhancements	Fernway	Building	1/31/2020	9620	\$10,171.88	\$10,171.88	\$10,171.88	Van Auken Akins Architects LLC
Fernway Building Renovation	Fernway	Building	1/31/2020	9620	\$4,792.86	\$4,792.86	\$4,792.86	Van Auken Akins Architects LLC
Fernway Building Renovation	Fernway	Building	1/31/2020	9620	\$1,490.00	\$1,490.00	\$1,490.00	Professional Service Industries
Fernway Building Renovation	Fernway	Building	1/31/2020	9620	\$4,800.08	\$4,800.08	\$4,800.08	Van Auken Akins Architects LLC
Fernway Building Enhancements	Fernway	Building	1/31/2020	9620	\$3,218.94	\$3,218.94	\$3,218.94	Van Auken Akins Architects LLC
Fernway Building Renovation	Fernway	Building	1/21/2020	9620	\$2,921.88	\$2,921.88	\$2,921.88	Cleora Management
Fernway Building Renovation	Fernway	Building	1/21/2020	9620	\$1,286,085.68	\$1,286,085.68	\$1,286,085.68	Gilbane Building Company
Fernway Building Renovation	Fernway	Building	2/28/2020	9620	\$28,596.20	\$28,596.20	\$28,596.20	Van Auken Akins Architects LLC
Fernway Building Renovation	Fernway	Building	2/28/2020	9620	\$4,678.26	\$4,678.26	\$4,678.26	Cleora Management
Fernway Building Renovation	Fernway	Building	2/28/2020	9620	\$1,124,474.48	\$1,124,474.48	\$1,124,474.48	Gilbane Building Company
Fernway Building Renovation	Fernway	Building	3/31/2020	9620	\$963,310.53	\$963,310.53	\$963,310.53	Gilbane Building Company
Project Management Services	Fernway	Building	3/31/2020	9620	\$8,926.50	\$8,926.50	\$8,926.50	Cleora Management
Water Department Permits	Fernway	Building	3/31/2020	9620	\$2,645.00	\$2,645.00	\$2,645.00	City of Cleveland
Reinstall AT&T Facilities	Fernway	F&E	4/30/2020	9620	\$18,467.42	\$18,467.42	\$18,467.42	AT&T
Fernway Building Renovation	Fernway	Building	4/30/2020	9620	\$8,568.15	\$8,568.15	\$8,568.15	Van Auken Akins Architects LLC
Fernway Building Enhancements	Fernway	Building	4/30/2020	9620	\$4,681.25	\$4,681.25	\$4,681.25	Van Auken Akins Architects LLC
Fernway Building Renovation	Fernway	Building	4/30/2020	9620	\$1,606,656.76	\$1,606,656.76	\$1,606,656.76	Gilbane Building Company
Project Management Services	Fernway	Building	4/30/2020	9620	\$9,979.75	\$9,979.75	\$9,979.75	Cleora Management
Testing and Inspection	Fernway	Building	5/20/2020	9620	\$555.73	\$555.73	\$555.73	Professional Service Industries
Fernway Building Renovation	Fernway	Building	5/29/2020	9620	\$4,678.00	\$4,678.00	\$4,678.00	Van Auken Akins Architects LLC
Fernway Building Enhancements	Fernway	Building	5/29/2020	9620	\$8,484.85	\$8,484.85	\$8,484.85	Van Auken Akins Architects LLC
Fernway Building Renovation	Fernway	Building	5/31/2020	9620	\$2,356,703.27	\$2,356,703.27	\$2,356,703.27	Gilbane Building Company
Project Management Services	Fernway	Building	5/31/2020	9620	\$12,626.62	\$12,626.62	\$12,626.62	Cleora Management
Testing and Inspection	Fernway	Building	6/19/2020	9620	\$106.66	\$106.66	\$106.66	Professional Service Industries
Fernway Building Renovation	Fernway	Building	6/30/2020	9620	\$10,157.29	\$10,157.29	\$10,157.29	Van Auken Akins Architects LLC
Fernway Building Enhancements	Fernway	Building	6/30/2020	9620	\$2,764.00	\$2,764.00	\$2,764.00	Van Auken Akins Architects LLC
Fernway Building Renovation	Fernway	Building	6/30/2020	9620	\$1,440,337.94	\$1,440,337.94	\$1,440,337.94	Gilbane Building Company
Project Management Services	Fernway	Building	6/30/2020	9620	\$13,843.50	\$13,843.50	\$13,843.50	Cleora Management
Testing and Inspection	Fernway	Building	6/30/2020	9620	\$130.87	\$130.87	\$130.87	Professional Service Industries
Testing and Inspection	Fernway	Building	7/31/2020	9620	\$4,555.00	\$4,555.00	\$4,555.00	Professional Service Industries
Project Management Services	Fernway	Building	7/31/2020	9620	\$14,976.50	\$14,976.50	\$14,976.50	Cleora Management
Fernway Building Renovation	Fernway	Building	7/31/2020	9620	\$903,410.70	\$903,410.70	\$903,410.70	Gilbane Building Company
Fernway Building Renovation	Fernway	Building	7/31/2020	9620	\$10,394.19	\$10,394.19	\$10,394.19	Van Auken Akins Architects LLC
Fernway Building Enhancements	Fernway	Building	7/31/2020	9620	\$2,764.00	\$2,764.00	\$2,764.00	Van Auken Akins Architects LLC
Project Management Services	Fernway	Building	8/31/2020	9620	\$14,414.12	\$14,414.12	\$14,414.12	Cleora Management
Fernway Building Renovation	Fernway	Building	8/31/2020	9620	\$462,039.29	\$462,039.29	\$462,039.29	Gilbane Building Company
Fernway Building Renovation	Fernway	Building	8/31/2020	9620	\$9,960.62	\$9,960.62	\$9,960.62	Van Auken Akins Architects LLC
Fernway Building Enhancements	Fernway	Building	8/31/2020	9620	\$5,791.91	\$5,791.91	\$5,791.91	Van Auken Akins Architects LLC
Fernway Building Renovation	Fernway	Building	9/30/2020	9620	\$8,654.98	\$8,654.98	\$8,654.98	Van Auken Akins Architects LLC
Project Management Services	Fernway	Building	9/30/2020	9620	\$4,479.75	\$4,479.75	\$4,479.75	Cleora Management
Testing and Inspection Refund	Fernway	Building	10/31/2020	9620	(\$2,948.00)	(\$2,948.00)	(\$2,948.00)	Professional Service Industries
Fernway Building Renovation	Fernway	Building	11/3/2020	9620	\$6,611.25	\$6,611.25	\$6,611.25	Van Auken Akins Architects LLC
Project Management Services	Fernway	Building	1/31/2021	9620	\$3,564.00	\$3,564.00	\$3,564.00	Cleora Management
Project Management Services	Fernway	Building	2/23/2021	9620	\$4,581.62	\$4,581.62	\$4,581.62	Cleora Management

OTHER

PROJECT December 31 2018	BUILDING	Land, Building Vehicles, F&E	CHECK DATE	SPECIAL COST CENTER	ESTIMATED COST	ACTUAL COST MTD	ACTUAL COST TO DATE	CONTRACTOR/ VENDOR
Fernway Building Renovation	Fernway	Building	2/23/2021	9620	\$147,097.95	\$147,097.95	\$147,097.95	Gilbane Building Company
Correct Pay Apps	District	Building	2/28/2021	9400	\$539,943.34	\$539,943.34	\$539,943.34	Gilbane Building Company
Civil & Landscaping Services	Fernway	Land Imp.	4/30/2021	9620	\$1,916.00	\$1,916.00	\$1,916.00	Van Auken Akins Architects LLC
Fernway Building Renovation	Fernway	Building	5/21/2021	9620	\$93,463.07	\$93,463.07	\$93,463.07	Gilbane Building Company
Bond/FE Projects Correction	Fernway	Building	6/22/2021	9620	\$5,270.31	\$5,270.31	\$5,270.31	Van Auken Akins Architects LLC
Fernway Building Renovation	Fernway	Building	6/30/2021	9620	\$24,121.59	\$24,121.59	\$24,121.59	Gilbane Building Company
Bond Projects Adj	District	Building	6/30/2021	9620	(\$447,358.74)	(\$447,358.74)	(\$447,358.74)	Gilbane Building Company
Bond Projects Adj	District	Building	6/30/2021	9620	(\$48,385.64)	(\$48,385.64)	(\$48,385.64)	Gilbane Building Company
AASL FY21 Library Grant								
Library Purchases for FE	Fernway	F&E	10/30/2020	9121	\$10,213.31	\$10,213.31	\$10,213.31	Follett Library Resources
Library Purchases for FE	Fernway	F&E	11/30/2020	9121	\$2,909.59	\$2,909.59	\$2,909.59	Follett Library Resources
Library Purchases for FE	Fernway	F&E	12/31/2020	9121	\$250.52	\$250.52	\$250.52	Follett Library Resources
Library Purchases for FE	Fernway	F&E	1/15/2021	9121	\$9.75	\$9.75	\$9.75	Follett Library Resources
Library Purchases for FE	Fernway	F&E	2/19/2021	9121	\$1,485.63	\$1,485.63	\$1,485.63	Follett Library Resources
Print Purchases for FE	Fernway	F&E	3/12/2021	9121	\$2,496.25	\$2,496.25	\$2,496.25	Follett Library Resources
Print Purchases for FE	Fernway	F&E	3/16/2021	9121	\$427.05	\$427.05	\$427.05	Follett Library Resources
Print Purchases for FE	Fernway	F&E	5/17/2021	9121	\$423.60	\$423.60	\$423.60	Follett Library Resources
Print Purchases for FE	Fernway	F&E	5/21/2021	9121	\$58.26	\$58.26	\$58.26	Follett Library Resources
Print Purchases for FE	Fernway	F&E	9/30/2021	9121	\$1,413.40	\$1,413.40	\$1,413.40	Follett Library Resources
Print Purchases for FE	Fernway	F&E	12/15/2021	9121	\$312.64	\$312.64	\$312.64	Follett Library Resources
Total Non-Bond - Other							\$31,410,791.82	

T# - Vehicle Trade In Reference

**NON-BOND SOURCES
SSF PROJECTS**

PROJECT December 31 2018	BUILDING	Land, Building Vehicles, F&E	CHECK DATE	SPECIAL COST CENTER	ESTIMATED COST	ACTUAL COST MTD	ACTUAL COST TO DATE	CONTRACTOR/ VENDOR
Peter's Garden								
excavation, furnishings, irrigation & landscaping	Onaway	Land Impr	11/14/2005	9164	\$106,007.28	\$106,007.28	\$106,007.28	Vizmeg Landscape Inc.
correction to SSF share for P's Garden	Onaway	Land Impr	6/30/2006	9164	(\$702.00)	(\$702.00)	(\$702.00)	transfer to nonbond fund SCC 9150
site improvement landscaping	Onaway	Land Impr	1/13/2006	9164	\$2,685.12	\$2,685.12	\$2,685.12	Vizmeg Landscape Inc.
site improvement landscaping	Onaway	Land Impr	1/27/2006	9164	\$5,485.60	\$5,485.60	\$5,485.60	Vizmeg Landscape Inc.
School Technology Projects								
reimbursement for 2 projectors	District	9165	6/30/2006	9165	\$1,688.00	\$1,688.00	\$1,688.00	reimb to District (SMART Ed Serv)
reimb for installation of 2 Smart bds	High School	F&E	6/30/2006	9165	\$3,007.00	\$3,007.00	\$3,007.00	reimb to District (SMART Ed Serv)
R&W contribtn for 12 flat monitors	Fernway	F&E	6/30/2006	9165	\$1,200.00	\$1,200.00	\$1,200.00	reimb to District (Dell Comp)
R&W contribtn for TV installations	Mercer	F&E	8/26/2006	9165	\$2,800.00	\$2,800.00	\$2,800.00	reimb to District (labor costs)
partial reimbursemnt for 4 projectors*	District	F&E	6/30/2006	9165	\$1,936.00	\$1,936.00	\$1,936.00	reimbursement to District
R&W contribtn toward 4 projectors*	District	F&E	6/30/2006	9165	\$1,259.05	\$1,259.05	\$1,259.05	reimbursement to District
R&W contribtn for 22 computers*	Middle School	F&E	6/30/2006	9165	\$19,584.00	\$19,584.00	\$19,584.00	reimbursement to District
R&W contribtn for 10 computers*	Lomond	F&E	7/18/2006	9165	\$9,546.00	\$9,546.00	\$9,546.00	reimb to District (Dell Comp)
R&W contribtn for sound system	Boulevard	F&E	5/19/2007	9165	\$389.00	\$389.00	\$389.00	reimbursement to District
R&W contribtn - projector & lamp	Boulevard	F&E	5/19/2007	9165	\$789.00	\$789.00	\$789.00	reimbursement to District
R&W contribtn for sound system	Fernway	F&E	5/19/2007	9165	\$389.00	\$389.00	\$389.00	reimbursement to District
R&W contribtn-2 projectors & lamps	Fernway	F&E	5/19/2007	9165	\$2,075.09	\$2,075.09	\$2,075.09	reimbursement to District
R&W contribtn-auditorium computer	Woodbury	F&E	5/19/2007	9165	\$726.00	\$726.00	\$726.00	reimbursement to District
Computer paid by SSF	Lomond	F&E	3/15/2008	9165	\$1,025.00	\$1,025.00	\$1,025.00	Shaker Schools Foundation
Computer paid by SSF	Lomond	F&E	3/15/2008	9165	\$2,694.00	\$2,694.00	\$2,694.00	Shaker Schools Foundation
construction documents-auditorium	Woodbury	Building	7/31/2006	9162	\$927.05	\$927.05	\$927.05	City Architecture
construction documents-auditorium	Woodbury	Building	12/20/2006	9162	\$1,414.73	\$1,414.73	\$1,414.73	City Architecture
Computer and Sound Equipment	District	F&E	10/31/2008	9167	\$26,278.98	\$26,278.98	\$26,278.98	Simon Technology Solutions
Sound System for Choir Room	High School	F&E	11/26/2008	9167	\$2,340.00	\$2,340.00	\$2,340.00	Sound Solutions
Installation labor	Onaway	F&E	1/9/2009	9167	\$1,057.50	\$1,057.50	\$1,057.50	Simon Technology Solutions
Installation labor	Boulevard	F&E	1/9/2009	9167	\$1,527.50	\$1,527.50	\$1,527.50	Simon Technology Solutions
Computer and Sound Equipment	District	F&E	3/6/2009	9167	\$46,360.61	\$46,360.61	\$46,360.61	Smart Ed. Services
Adjust coding - SmartBoard/Projector	District	F&E	4/29/2009	9167	\$4,658.00	\$4,658.00	\$4,658.00	Transfer from Technology
Adjust coding - Camera	District	F&E	4/29/2009	9167	\$636.00	\$636.00	\$636.00	Transfer from Technology
Distance learning equipment	District	F&E	7/24/2009	9167	\$3,003.48	\$3,003.48	\$3,003.48	Wide Area Media
Smartboards-ME, WO	District	F&E	5/28/2010	9167	\$6,265.00	\$6,265.00	\$6,265.00	Smart Ed. Services
Lecture Podium and Flag Poles	District	F&E	6/30/2010	9165	\$1,055.00	\$1,055.00	\$1,055.00	Shaker Schools Foundation
Smartboards-BO	Boulevard	F&E	8/5/2010	9167	\$7,589.00	\$7,589.00	\$7,589.00	Smart Ed. Services
Havorka-Laptop	District	F&E	9/30/2010	9165	\$1,200.00	\$1,200.00	\$1,200.00	Shaker Schools Foundation
Netbooks-MS	Middle School	F&E	9/30/2010	9167	\$1,055.70	\$1,055.70	\$1,055.70	Shaker Schools Foundation
Smartboards	District	F&E	9/30/2010	9167	\$18,180.00	\$18,180.00	\$18,180.00	Shaker Schools Foundation
Smartboards-ON	Onaway	F&E	9/30/2010	9167	\$3,134.00	\$3,134.00	\$3,134.00	Shaker Schools Foundation
Adjust Coding-Sound System	Onaway	F&E	6/6/2011	9167	\$1,588.00	\$1,588.00	\$1,588.00	Transfer from Technology
Adjust Coding-Poster Printer	Boulevard	F&E	6/6/2011	9167	\$1,682.50	\$1,682.50	\$1,682.50	Transfer from Technology
Adjust Coding-Small Aud Projector	High School	F&E	6/20/2011	9167	\$6,934.00	\$6,934.00	\$6,934.00	Transfer from Technology
Adjust Coding-Phys Ed Projector	Middle School	F&E	6/20/2011	9167	\$640.00	\$640.00	\$640.00	Transfer from Technology

Lar

SSF PROJECTS

PROJECT December 31 2018	BUILDING	Land, Building Vehicles, F&E	CHECK DATE	SPECIAL COST CENTER	ESTIMATED COST	ACTUAL COST MTD	ACTUAL COST TO DATE	CONTRACTOR/ VENDOR
Smartboard and Installation	Woodbury	F&E	8/30/2011	9167	\$9,500.00	\$9,500.00	\$9,500.00	Smart Ed. Services
Adjust Coding-Smartboard	High School	F&E	8/31/2011	9167	\$1,649.00	\$1,649.00	\$1,649.00	Transfer from Technology
Adjust Coding-Dell Netbook	High School	F&E	8/31/2011	9167	\$5,195.25	\$5,195.25	\$5,195.25	Transfer from Technology
Adjust Coding-Smartboards	District	F&E	10/31/2011	9167	\$24,308.00	\$24,308.00	\$24,308.00	Transfer from Technology
Adjust Coding-Dell Computers	District	F&E	10/31/2011	9167	\$9,350.00	\$9,350.00	\$9,350.00	Transfer from Technology
Laptop Cart	Middle School	F&E	10/27/2011	9167	\$1,201.20	\$1,201.20	\$1,201.20	Spectrum Industries
Smartboard and Installation	Middle School	F&E	11/11/2011	9167	\$1,802.00	\$1,802.00	\$1,802.00	Smart Ed. Services
Dell Laptop	Middle School	F&E	11/17/2011	9167	\$3,450.00	\$3,450.00	\$3,450.00	Dell Computer
Smartboards and Installation	Fernway	F&E	4/30/2012	9167	\$8,625.00	\$8,625.00	\$8,625.00	Dell Computer
Portable Document Camera	District	F&E	5/4/2012	9167	\$579.00	\$579.00	\$579.00	Easy Graphics Corp.
iPads and AppleCare	District	F&E	6/8/2012	9167	\$1,143.99	\$1,143.99	\$1,143.99	Apple Inc.
iPad and AppleCare	Middle School	F&E	7/11/2012	9167	\$598.00	\$598.00	\$598.00	Apple Inc.
AverVision Document Camera	Onaway	F&E	9/13/2012	9167	\$1,757.00	\$1,757.00	\$1,757.00	Easy Graphics Corp.
Smartboard and Installation	Middle School	F&E	9/20/2012	9167	\$3,586.00	\$3,586.00	\$3,586.00	Smart Ed. Services
Document Camera	Mercer	F&E	10/25/2012	9167	\$1,096.00	\$1,096.00	\$1,096.00	Easy Graphics Corp.
Smartboards and Installation	District	F&E	11/15/2012	9167	\$16,476.00	\$16,476.00	\$16,476.00	Smart Ed. Services
Turning Point NXT 26	Woodbury	F&E	11/29/2012	9167	\$8,586.95	\$8,586.95	\$8,586.95	Easy Graphics Corp.
Document Camera	Mercer	F&E	12/27/2012	9167	\$1,645.00	\$1,645.00	\$1,645.00	Easy Graphics Corp.
OptiPlex 790 Desktop PC	Boulevard	F&E	1/18/2013	9167	\$11,763.75	\$11,763.75	\$11,763.75	Dell Computer
Document Camera	Mercer	F&E	2/21/2013	9167	\$1,645.00	\$1,645.00	\$1,645.00	Easy Graphics Corp.
Document Camera	Mercer	F&E	3/28/2013	9167	\$552.00	\$552.00	\$552.00	Easy Graphics Corp.
Document Camera	High School	F&E	4/30/2013	9167	\$1,257.52	\$1,257.52	\$1,257.52	CDW*Government
Photoshop License	District	F&E	4/11/2013	9167	\$320.02	\$320.02	\$320.02	CDW*Government
Electronic Equipment	District	F&E	5/31/2013	9167	\$7,372.00	\$7,372.00	\$7,372.00	Schoolhouse Electronics, LLC
Document Camera	Mercer	F&E	7/31/2013	9167	\$1,674.00	\$1,674.00	\$1,674.00	Easy Graphics Corp.
License & Development Plan	Woodbury	F&E	8/22/2013	9167	\$2,715.00	\$2,715.00	\$2,715.00	Easy Graphics Corp.
Turning Point Set & Doc Camera	District	F&E	9/19/2013	9167	\$7,359.20	\$7,359.20	\$7,359.20	Easy Graphics Corp.
Smartboards	Middle School	F&E	9/19/2013	9167	\$7,945.00	\$7,945.00	\$7,945.00	Tierney Brothers, Inc
Document Camera	Onaway	F&E	9/26/2013	9167	\$1,178.00	\$1,178.00	\$1,178.00	Easy Graphics Corp.
Adjust Coding-Artboards	District	F&E	9/22/2013	9167	\$3,618.77	\$3,618.77	\$3,618.77	Transfer from Technology
Smartboard Installation	Middle School	F&E	10/9/2013	9167	\$1,610.00	\$1,610.00	\$1,610.00	Tierney Brothers, Inc
Document Camera	Onaway	F&E	11/8/2013	9167	\$579.00	\$579.00	\$579.00	Easy Graphics Corp.
Document Camera	Onaway	F&E	11/14/2013	9167	\$594.00	\$594.00	\$594.00	Easy Graphics Corp.
3D Printer	High School	F&E	11/14/2013	9167	\$2,627.19	\$2,627.19	\$2,627.19	Makerbot Industries
Hardware Support	Woodbury	F&E	12/19/2013	9167	\$1,275.00	\$1,275.00	\$1,275.00	CDW*Government
Document Camera	Onaway	F&E	12/31/2013	9167	\$1,181.50	\$1,181.50	\$1,181.50	Easy Graphics Corp.
Laptop Cart	Woodbury	F&E	12/13/2013	9167	\$9,190.79	\$9,190.79	\$9,190.79	CDW*Government
Electronic Equipment	Middle School	F&E	12/13/2013	9167	\$2,580.00	\$2,580.00	\$2,580.00	Schoolhouse Electronics, LLC
Digital Camera	Mercer	F&E	1/24/2014	9167	\$273.95	\$273.95	\$273.95	Amazon.com
Smartboard and Installation	High School	F&E	1/17/2014	9167	\$1,821.00	\$1,821.00	\$1,821.00	Tierney Brothers, Inc
HP Care Pack Hardware Support	Mercer	F&E	6/30/2014	9167	\$2,669.05	\$2,669.05	\$2,669.05	CDW*Government
Computer Equipment & Warranty	Fernway	F&E	7/31/2014	9167	\$11,925.44	\$11,925.44	\$11,925.44	CDW*Government
iPad Mini and AppleCare	Onaway	F&E	11/20/2014	9167	\$2,868.00	\$2,868.00	\$2,868.00	Apple Inc.
Document Cameras	Onaway	F&E	12/11/2014	9167	\$1,194.00	\$1,194.00	\$1,194.00	Easy Graphics Corp.
Smartboards and Service	Woodbury	F&E	12/29/2014	9167	\$4,198.50	\$4,198.50	\$4,198.50	Tierney Brothers, Inc

SSF PROJECTS

PROJECT December 31 2018	BUILDING	Land, Building Vehicles, F&E	CHECK DATE	SPECIAL COST CENTER	ESTIMATED COST	ACTUAL COST MTD	ACTUAL COST TO DATE	CONTRACTOR/ VENDOR
Smartboards	Mercer	F&E	1/22/2015	9167	\$2,198.00	\$2,198.00	\$2,198.00	Tierney Brothers, Inc
Smartboard Mount	Mercer	F&E	2/23/2015	9167	\$349.00	\$349.00	\$349.00	Tierney Brothers, Inc
Smartboard Mount and Service	Mercer	F&E	4/16/2015	9167	\$760.00	\$760.00	\$760.00	Tierney Brothers, Inc
Document Camera	Middle School	F&E	5/21/2015	9167	\$2,725.00	\$2,725.00	\$2,725.00	Easy Graphics Corp.
Digital Cameras and Flash Drives	Lomond	F&E	10/10/2015	9167	\$2,439.60	\$2,439.60	\$2,439.60	Amazon.com
Document Cameras	District	F&E	11/30/2015	9167	\$842.00	\$842.00	\$842.00	Easy Graphics Corp.
Projector, equipment & installation	Onaway	F&E	12/10/2015	9167	\$2,855.17	\$2,855.17	\$2,855.17	Tierney Brothers, Inc
Chromebooks	District	F&E	4/30/2016	9167	\$65,044.00	\$65,044.00	\$65,044.00	CDW*Government
Chromebooks	District	F&E	6/30/2016	9167	\$8,999.98	\$8,999.98	\$8,999.98	CDI Computer Dealers Inc
Charging Station	Boulevard	F&E	9/15/2016	9167	\$1,639.62	\$1,639.62	\$1,639.62	School Outfitters
Chromebooks	District	F&E	11/10/2016	9167	\$23,340.04	\$23,340.04	\$23,340.04	CDI Computer Dealers Inc
Smartboard and mount	Mercer	F&E	11/10/2016	9167	\$538.00	\$538.00	\$538.00	Tierney Brothers, Inc
Sound System	Woodbury	F&E	12/8/2016	9167	\$2,198.00	\$2,198.00	\$2,198.00	Tierney Brothers, Inc
Smartboard	Mercer	F&E	12/8/2016	9167	\$1,479.00	\$1,479.00	\$1,479.00	Tierney Brothers, Inc
Software Licenses	Mercer	F&E	2/28/2017	9167	\$989.55	\$989.55	\$989.55	Learning A-Z
Pugmill-Clay Machine	Woodbury	F&E	5/4/2017	9167	\$4,499.00	\$4,499.00	\$4,499.00	Sheffield Pottery
Zing Laser Cutter	Middle School	F&E	6/29/2017	9167	\$3,563.72	\$3,563.72	\$3,563.72	Buckeye Educational Systems
Correction of prior period expense		F&E	12/31/2017	9165	\$94,742.74	\$94,742.74	\$94,742.74	Move exp from SCC 9150
Correction of prior period expense		F&E	12/31/2017	9167	\$33,244.34	\$33,244.34	\$33,244.34	Move exp from SCC 9150
iPad cases for HS Music	High School	F&E	3/10/2018	9167	\$161.92	\$161.92	\$161.92	Amazon.com
iPad and AppleCare	High School	F&E	4/13/2018	9167	\$1,194.00	\$1,194.00	\$1,194.00	Apple Inc.
iPad reimbursement	Boulevard	F&E	5/11/2018	9167	(\$135.00)	(\$135.00)	(\$135.00)	SSF Grant
iPad and AppleCare	Boulevard	F&E	6/12/2018	9167	\$378.00	\$378.00	\$378.00	Apple Inc.
Newsela Subscription	Woodbury	F&E	11/29/2018	9167	\$3,000.00	\$3,000.00	\$3,000.00	Newsela, Inc
Computer for Art Room	High School	F&E	1/11/2019	9167	\$1,185.97	\$1,185.97	\$1,185.97	Dell Computer
Cables for Art Room Computer	High School	F&E	1/17/2019	9167	\$874.21	\$874.21	\$874.21	Cable Communications
Read & Write Subscription	District	F&E	2/28/2019	9167	\$12,176.80	\$12,176.80	\$12,176.80	Textheld, Inc.
OptiPlex Desktop Computers	High School	F&E	7/31/2019	9167	\$2,000.57	\$2,000.57	\$2,000.57	Dell Computer
eSports Club Equipment	High School	F&E	9/10/2019	9167	\$844.88	\$844.88	\$844.88	Microcenter
eSports Club Equipment	High School	F&E	10/10/2019	9167	\$466.97	\$466.97	\$466.97	Amazon.com
3D Printer	High School	F&E	11/30/2019	9167	\$5,001.26	\$5,001.26	\$5,001.26	Form Labs, Inc
3D Printer Software	High School	F&E	12/10/2019	9167	\$585.00	\$585.00	\$585.00	Robert McNeel & Associates
Art iPads	High School	F&E	12/10/2019	9167	\$2,438.94	\$2,438.94	\$2,438.94	Amazon.com
SAM labs	Mercer	F&E	2/28/2020	9167	\$3,798.00	\$3,798.00	\$3,798.00	SAM labs Inc.
iPod Touch & Applecare	Woodbury	F&E	2/28/2020	9167	\$3,870.00	\$3,870.00	\$3,870.00	Apple Inc.
iPad cases	Woodbury	F&E	3/31/2020	9167	\$134.70	\$134.70	\$134.70	Apple Inc.
Dell Laptop	High School	F&E	3/31/2020	9167	\$36,118.00	\$36,118.00	\$36,118.00	Dell Computer
Hot Spot-COVID-19	District	F&E	6/30/2020	9167	\$20,755.00	\$20,755.00	\$20,755.00	Sprint
Dell Laptop-Reclassify	High School	F&E	6/30/2020	9167	(\$36,118.00)	(\$36,118.00)	(\$36,118.00)	Dell Computer
Applecare for schools	District	F&E	11/30/2020	9167	\$545.00	\$545.00	\$545.00	Apple Inc.
iPad cases	High School	F&E	12/30/2020	9167	\$384.55	\$384.55	\$384.55	Amazon.com
iPads	High School	F&E	1/15/2021	9167	\$1,995.00	\$1,995.00	\$1,995.00	Apple Inc.
HS Weight Room Equipment	High School	F&E	4/30/2021	9167	\$2,208.00	\$2,208.00	\$2,208.00	Dynamic Fitness & Strength LLC
iMac's & iPads	High School	F&E	8/31/2021	9167	\$5,251.00	\$5,251.00	\$5,251.00	Apple Inc.
Dash Robots-Design lab	Lomond	F&E	11/10/2021	9167	\$3,599.76	\$3,599.76	\$3,599.76	Wonder Workshop

SSF PROJECTS

PROJECT December 31 2018	BUILDING	Land, Building Vehicles, F&E	CHECK DATE	SPECIAL COST CENTER	ESTIMATED COST	ACTUAL COST MTD	ACTUAL COST TO DATE	CONTRACTOR/ VENDOR
Design Lab	Lomond	F&E	11/10/2021	9167	\$2,499.00	\$2,499.00	\$2,499.00	Tangible Play
iPad Case-Design Lab	Boulevard	F&E	11/30/2021	9167	\$309.50	\$309.50	\$309.50	UZBL
Techtub-Design lab	Boulevard	F&E	11/30/2021	9167	\$345.00	\$345.00	\$345.00	Tierney Brothers, Inc
Design Lab / STEM Kits	Boulevard	F&E	11/30/2021	9167	\$139.99	\$139.99	\$139.99	Amazon.com
Design Lab / STEM Kits	Boulevard	F&E	11/30/2021	9167	\$536.65	\$536.65	\$536.65	Elenco Electronics
Design Lab / STEM Kits	Boulevard	F&E	11/30/2021	9167	\$708.01	\$708.01	\$708.01	Makey Makey
Design Lab / STEM Kits	Boulevard	F&E	11/30/2021	9167	\$3,160.00	\$3,160.00	\$3,160.00	Strawbees STEAM
Design Lab	Lomond	F&E	12/10/2021	9167	\$1,509.00	\$1,509.00	\$1,509.00	CDW
iPad Apps	Lomond	F&E	12/29/2021	9167	\$49.80	\$49.80	\$49.80	American Express
Lego Edu / Design Lab	Boulevard	F&E	12/29/2021	9167	\$1,099.80	\$1,099.80	\$1,099.80	American Express
Design Lab	Lomond	F&E	12/10/2021	9167	\$6,310.40	\$6,310.40	\$6,310.40	Tierney Brothers, Inc
Design Lab	Boulevard	F&E	12/10/2021	9167	\$6,310.38	\$6,310.38	\$6,310.38	Tierney Brothers, Inc
iPads / Design Lab	Boulevard	F&E	12/31/2021	9167	\$4,030.00	\$4,030.00	\$4,030.00	Apple Inc.
iPads / Design Lab	Lomond	F&E	12/31/2021	9167	\$6,070.00	\$6,070.00	\$6,070.00	Apple Inc.
iPad Cases	Boulevard	F&E	1/24/2022	9167	\$39.95	\$39.95	\$39.95	Amazon.com
Design Lab	Lomond	F&E	1/28/2022	9167	\$164.85	\$164.85	\$164.85	Microcenter
Design Lab	Lomond	F&E	1/31/2022	9167	(\$21,482.80)	(\$21,482.80)	(\$21,482.80)	SSF Grant
Design Lab	Boulevard	F&E	1/31/2022	9167	(\$14,570.59)	(\$14,570.59)	(\$14,570.59)	SSF Grant
Design Lab	Woodbury	F&E	3/29/2022	9167	\$5,916.02	\$5,916.02	\$5,916.02	Tierney Brothers, Inc
iPads / Design Lab	Fernway	F&E	5/20/2022	9167	\$8,370.00	\$8,370.00	\$8,370.00	Apple Inc.
Repair Tool Kit	High School	F&E	6/30/2022	9167	\$49.98	\$49.98	\$49.98	MicroCenter
iPads / Design Lab	Fernway	F&E	11/30/2022	9167	\$172.00	\$172.00	\$172.00	Apple Inc.
SSF Tech-Shaker's First Class								
iPads and AppleCare	District	F&E	5/20/2016	9165	\$13,460.00	\$13,460.00	\$13,460.00	Apple Inc.
iPad charging dock	District	F&E	6/20/2016	9165	\$1,203.28	\$1,203.28	\$1,203.28	CDW*Government
iPad cases	District	F&E	6/23/2016	9165	\$1,009.80	\$1,009.80	\$1,009.80	CDW*Government
Document Cameras	District	F&E	6/23/2016	9165	\$563.00	\$563.00	\$563.00	Easy Graphics Corp.
Books	District	F&E	8/25/2016	9165	\$333.98	\$333.98	\$333.98	Lakeshore Learning Materials
Books	District	F&E	9/15/2016	9165	\$132.30	\$132.30	\$132.30	DEMCO
Books	District	F&E	9/9/2016	9165	\$354.90	\$354.90	\$354.90	The Library Store, Inc
High School Large Auditorium								
SSF share of total cost	High School	Building	2/29/2008	9166	\$800,000.00	\$800,000.00	\$800,000.00	Shaker Schools Foundation
SSF share of total cost	High School	Building	7/31/2008	9166	\$70,000.00	\$70,000.00	\$70,000.00	Shaker Schools Foundation
SSF share of total cost	High School	Building	6/30/2010	9166	\$100,000.00	\$100,000.00	\$100,000.00	Shaker Schools Foundation
SSF share of total cost	High School	Building	3/31/2012	9166	\$68,125.30	\$68,125.30	\$68,125.30	SSF (10/31/2009)
Craig Stout Technology Projects								
Computer and Sound Equipment	Library	F&E	9/11/2008	9168	\$15,591.00	\$15,591.00	\$15,591.00	Easy Graphics Corp.
Document Cameras	District	F&E	11/25/2008	9168	\$2,661.08	\$2,661.08	\$2,661.08	CDW*Government Inc
Computer and Sound Equipment	District	F&E	3/6/2009	9168	\$74,777.07	\$74,777.07	\$74,777.07	Smart Ed. Services
Turning Point-Receiver, Case, Card	District	F&E	12/15/2011	9168	\$642.00	\$642.00	\$642.00	Easy Graphics Corp.
eInstruction Mobi System	High School	F&E	1/19/2012	9168	\$1,398.00	\$1,398.00	\$1,398.00	CIM Technology Solutions
Kindles**	District	F&E	12/9/2011	9168	\$594.00	\$594.00	\$594.00	Corr. Posting-From Fund 001 Tech.
Distribution of Posting**	District	F&E	3/6/2009	9168	\$3,873.00	\$3,873.00	\$3,873.00	Corr. Posting-From Fund 001 Tech.
Distribution of Posting**	District	F&E	5/22/2009	9168	\$5,097.85	\$5,097.85	\$5,097.85	Corr. Posting-From Fund 001 Tech.

SSF PROJECTS

PROJECT December 31 2018	BUILDING	Land, Building Vehicles, F&E	CHECK DATE	SPECIAL COST CENTER	ESTIMATED COST	ACTUAL COST MTD	ACTUAL COST TO DATE	CONTRACTOR/ VENDOR
High School Planetarium Project								
Planetarium Projection System	High School	F&E	6/27/2013	9164	\$86,572.50	\$86,572.50	\$86,572.50	Spitz, Inc.
Planetarium Projection System	High School	F&E	10/31/2013	9164	\$58,872.50	\$58,872.50	\$58,872.50	Spitz, Inc.
Planetarium Projection System	High School	F&E	10/31/2013	9167	\$6,000.00	\$6,000.00	\$6,000.00	Spitz, Inc.
Planetarium Projection System	High School	F&E	4/30/2014	9164	\$4,555.00	\$4,555.00	\$4,555.00	Corr. Posting-From 004-9150
HS Weight Room								
HS Weight Room Equipment	High School	F&E	2/22/2021	9165	\$131,416.67	\$131,416.67	\$131,416.67	Dynamic Fitness & Strength LLC
HS Weight Room Equipment Freight	High School	F&E	7/30/2021	9165	\$233.56	\$233.56	\$233.56	Fed Ex
HS Weight Room Equipment	High School	F&E	11/30/2021	9165	\$60,366.44	\$60,366.44	\$60,366.44	Dynamic Fitness & Strength LLC
WO Sublimation Printer								
Sublimation Printer	Woodbury	F&E	9/30/2021	9165	\$2,454.64	\$2,454.64	\$2,454.64	Conde Systems
Poster Maker & Kit	Woodbury	F&E	6/30/2022	9165	\$5,378.17	\$5,378.17	\$5,378.17	Bright White Paper
IC Digital Design lab & Studio								
Mobile Digital Design Lab	IC	F&E	3/24/2022	9165	\$9,356.92	\$9,356.92	\$9,356.92	B&H Photo
Podcasting Studio Supplies	IC	F&E	3/24/2022	9165	\$3,178.26	\$3,178.26	\$3,178.26	B&H Photo
Podcasting Studio Supplies	IC	F&E	4/19/2022	9165	\$162.00	\$162.00	\$162.00	Guitar Center
Podcasting Studio Supplies	IC	F&E	4/28/2022	9165	\$4,581.20	\$4,581.20	\$4,581.20	Guitar Center
Podcasting Studio Supplies	IC	F&E	4/30/2022	9165	\$238.96	\$238.96	\$238.96	Guitar Center
Podcasting Studio Supplies	IC	F&E	5/31/2022	9165	\$3,616.33	\$3,616.33	\$3,616.33	B&H Photo
Podcasting Studio Supplies	IC	F&E	6/30/2022	9165	(\$478.60)	(\$478.60)	(\$478.60)	Exp to Fund 001
Personalized Learning Center Donor Support								
Laptops and Projectors	PLC	F&E	6/26/2014	9315	\$3,232.93	\$3,232.93	\$3,232.93	CDW*Government
Equipment Cart and marker Board	PLC	F&E	6/26/2014	9315	\$973.28	\$973.28	\$973.28	DEMCO, Inc.
Telephones, Licenses & Equipment	PLC	F&E	6/26/2014	9315	\$9,091.00	\$9,091.00	\$9,091.00	Information Systems Integration
Computer Equipment	PLC	F&E	7/10/2014	9315	\$2,568.85	\$2,568.85	\$2,568.85	Various online stores
iPad	PLC	F&E	7/18/2014	9315	\$4,580.00	\$4,580.00	\$4,580.00	Apple Store
Computer Equipment & Service	PLC	F&E	8/22/2014	9315	\$23,629.49	\$23,629.49	\$23,629.49	CDW*Government
Furniture	PLC	F&E	8/31/2014	9315	\$36,547.91	\$36,547.91	\$36,547.91	Ohio Desk
Projection Screen Wall Brackets	PLC	F&E	8/10/2014	9315	\$24.06	\$24.06	\$24.06	CDW*Government
Flat Screen TV and Mount	PLC	F&E	8/10/2014	9315	\$939.58	\$939.58	\$939.58	Best Buy
Backpacks for IC students	PLC	F&E	9/10/2014	9315	\$900.00	\$900.00	\$900.00	Bags in Bulk
Smartboard	PLC	F&E	9/26/2014	9315	\$3,001.00	\$3,001.00	\$3,001.00	Tierney Brothers, Inc
Office Chairs	PLC	F&E	9/26/2014	9315	\$312.00	\$312.00	\$312.00	Independence Business Supply
Bronze Plaques	PLC	F&E	9/26/2014	9315	\$5,430.00	\$5,430.00	\$5,430.00	Carrollgraphics
Cable infrastructure and equipment	PLC	F&E	9/26/2014	9315	\$10,539.09	\$10,539.09	\$10,539.09	Cable Communications
Architectural Services	PLC	F&E	9/16/2014	9315	\$15,556.75	\$15,556.75	\$15,556.75	Neville Architects
Tables and Chairs	PLC	F&E	9/16/2014	9315	\$11,495.00	\$11,495.00	\$11,495.00	Contract Source Inc
Signage	PLC	F&E	10/9/2014	9315	\$206.00	\$206.00	\$206.00	Carrollgraphics
Desktop Computers	PLC	F&E	10/16/2014	9315	\$3,858.35	\$3,858.35	\$3,858.35	Chicago Micro
Tables and Chairs	PLC	F&E	10/30/2014	9315	\$2,489.54	\$2,489.54	\$2,489.54	Ohio Desk
Storage Cabinets	PLC	F&E	10/10/2014	9315	\$625.15	\$625.15	\$625.15	Independence Business Supply
Bulletin Boards	PLC	F&E	10/10/2014	9315	\$291.87	\$291.87	\$291.87	Independence Business Supply

SSF PROJECTS

PROJECT December 31 2018	BUILDING	Land, Building Vehicles, F&E	CHECK DATE	SPECIAL COST CENTER	ESTIMATED COST	ACTUAL COST MTD	ACTUAL COST TO DATE	CONTRACTOR/ VENDOR
Headphones	PLC	F&E	10/29/2014	9315	\$490.80	\$490.80	\$490.80	CDW*Government
Tables	PLC	F&E	11/6/2014	9315	\$1,818.88	\$1,818.88	\$1,818.88	Ohio Desk
Chair	PLC	F&E	11/20/2014	9315	\$312.00	\$312.00	\$312.00	Independence Business Supply
Display Integration Services	PLC	F&E	11/20/2014	9315	\$894.94	\$894.94	\$894.94	Tierney Brothers, Inc
Table	PLC	F&E	11/30/2014	9315	\$548.50	\$548.50	\$548.50	Ohio Desk
Folding Tables	PLC	F&E	12/18/2014	9315	\$496.16	\$496.16	\$496.16	Ohio Desk
File drawers	PLC	F&E	12/10/2014	9315	\$275.97	\$275.97	\$275.97	Independence Business Supply
Architectural Services	PLC	F&E	12/29/2014	9315	\$20,439.60	\$20,439.60	\$20,439.60	Neville Architects
Smartboard Warranty	PLC	F&E	1/22/2015	9315	\$69.00	\$69.00	\$69.00	Tierney Brothers, Inc
Cable infrastructure and equipment	PLC	F&E	5/31/2015	9315	(\$10,539.09)	(\$10,539.09)	(\$10,539.09)	Cable Communications
Desktop Computers	PLC	F&E	5/31/2015	9315	(\$3,858.35)	(\$3,858.35)	(\$3,858.35)	Chicago Micro
Architectural Services	PLC	F&E	5/31/2015	9315	(\$15,556.75)	(\$15,556.75)	(\$15,556.75)	Neville Architects
Architectural Services	PLC	F&E	5/31/2015	9315	(\$20,439.60)	(\$20,439.60)	(\$20,439.60)	Neville Architects
Overage on furniture	PLC	F&E	5/31/2015	9315	(\$2,343.91)	(\$2,343.91)	(\$2,343.91)	Various
Architectural Services	PLC	F&E	8/21/2015	9315	\$1,647.50	\$1,647.50	\$1,647.50	Neville Architects
Architectural Services	PLC	F&E	8/21/2015	9315	(\$1,647.50)	(\$1,647.50)	(\$1,647.50)	Neville Architects
General Projects								
Reading Books	District	F&E	6/8/2012	9182	\$975.22	\$975.22	\$975.22	Scholastic Magazines
Total SSF Projects							\$2,475,740.82	

* expense reclassified to Bond Fund from General Fund in Jan '07

** expense reclassified to SCC 9168 from General Fund in June '12

FY2018 BOND ISSUE

PROJECT	BUILDING	Land Impr., Building, Vehicles, F&E	CHECK DATE	SPECIAL COST CENTER	ESTIMATED COST	ACTUAL COST MTD	ACTUAL COST TO DATE	CONTRACTOR/ VENDOR
<u>FY18 Bond \$20.1 MM - SCC 9400</u>								
ON & HS Parking Lots	District	Land Impr.	2/16/2018	9400	\$7,643.80	\$7,643.80	\$7,643.80	Van Auken Akins Architects LLC
Professional Design Services	District	Building	3/12/2018	9400	\$210,273.14	\$210,273.14	\$210,273.14	Legat Architects, Inc
Onaway Parking Lot	Onaway	Land Impr.	4/12/2018	9400	\$21,676.55	\$21,676.55	\$21,676.55	Van Auken Akins Architects LLC
High School South Parking Lot	High School	Land Impr.	4/12/2018	9400	\$10,397.60	\$10,397.60	\$10,397.60	Van Auken Akins Architects LLC
High School Boiler	High School	F&E	4/30/2018	9400	\$92,976.80	\$92,976.80	\$92,976.80	DB Johnson Company
Elevator Renovation	High School	F&E	5/11/2018	9400	\$80,940.00	\$80,940.00	\$80,940.00	Lakeland Management Systems Inc
High School Parking Lot	High School	Land Impr.	5/11/2018	9400	\$3,083.08	\$3,083.08	\$3,083.08	Van Auken Akins Architects LLC
Onaway Parking Lot	Onaway	Land Impr.	5/11/2018	9400	\$8,475.81	\$8,475.81	\$8,475.81	Van Auken Akins Architects LLC
Construction Site Stormwater Permit	Onaway	Land Impr.	5/17/2018	9400	\$200.00	\$200.00	\$200.00	Treasurer, State of Ohio (Ohio EPA)
Facilities Improvement	District	Building	6/7/2018	9400	\$70,949.51	\$70,949.51	\$70,949.51	Legat Architects, Inc
Facilities Improvement	District	Building	6/14/2018	9400	\$70,337.52	\$70,337.52	\$70,337.52	Legat Architects, Inc
Elevator Modification	High School	F&E	6/28/2018	9400	\$45,080.00	\$45,080.00	\$45,080.00	Lakeland Management Systems Inc
High School Parking Lot	High School	Land Impr.	6/28/2018	9400	\$1,890.00	\$1,890.00	\$1,890.00	Van Auken Akins Architects LLC
Onaway Parking Lot	Onaway	Land Impr.	6/28/2018	9400	\$2,482.75	\$2,482.75	\$2,482.75	Van Auken Akins Architects LLC
High School Boiler	High School	F&E	6/28/2018	9400	\$146,106.40	\$146,106.40	\$146,106.40	DB Johnson Company
High School Parking Lot	High School	Land Impr.	6/30/2018	9400	\$2,663.63	\$2,663.63	\$2,663.63	Van Auken Akins Architects LLC
BO Security Upgrades	Boulevard	F&E	7/24/2018	9400	\$42,250.31	\$42,250.31	\$42,250.31	Bailey Communications, Inc.
HS Security Upgrades	High School	F&E	7/24/2018	9400	\$42,250.32	\$42,250.32	\$42,250.32	Bailey Communications, Inc.
HS Foundation & Wall Repair	High School	Building	7/24/2018	9400	\$71,691.00	\$71,691.00	\$71,691.00	Lakeland Management Systems Inc
ON Foundation & Wall Repair	Onaway	Building	7/24/2018	9400	\$36,753.00	\$36,753.00	\$36,753.00	Lakeland Management Systems Inc
ME Renovation of Classroom Space	Mercer	Building	7/24/2018	9400	\$43,440.00	\$43,440.00	\$43,440.00	Lakeland Management Systems Inc
Elevator Modification	High School	F&E	7/24/2018	9400	\$40,963.00	\$40,963.00	\$40,963.00	Lakeland Management Systems Inc
Pilot Classroom Renovations	District	F&E	7/24/2018	9400	\$67,609.70	\$67,609.70	\$67,609.70	Sterling Professional Group
High School Parking Lot Improvements	High School	Land Impr.	7/31/2018	9400	\$88,780.00	\$88,780.00	\$88,780.00	Chagrin Valley Paving
Onaway Parking Lot	Onaway	Land Impr.	7/31/2018	9400	\$64,814.00	\$64,814.00	\$64,814.00	Chagrin Valley Paving
Professional Design Services	District	Building	7/31/2018	9400	\$10,699.80	\$10,699.80	\$10,699.80	Legat Architects, Inc
Onaway Parking Lot	Onaway	Land Impr.	7/31/2018	9400	\$4,157.19	\$4,157.19	\$4,157.19	Van Auken Akins Architects LLC
Woodbury Elementary Roof Replacement	Woodbury	Building	8/8/2018	9400	\$271,637.68	\$271,637.68	\$271,637.68	Garland/DBS, Inc.
Onaway Elementary School Roof	Onaway	Building	8/8/2018	9400	\$52,029.60	\$52,029.60	\$52,029.60	Garland/DBS, Inc.
High School Parking Lot	High School	Land Impr.	8/8/2018	9400	\$85,272.24	\$85,272.24	\$85,272.24	Chagrin Valley Paving
Onaway Parking Lot	Onaway	Land Impr.	8/8/2018	9400	\$296,588.95	\$296,588.95	\$296,588.95	Chagrin Valley Paving
High School Water Line	High School	Land Impr.	8/8/2018	9400	\$33,869.70	\$33,869.70	\$33,869.70	Chagrin Valley Paving
Onaway Sidewalk and Curb	Onaway	Land Impr.	8/8/2018	9400	\$2,839.42	\$2,839.42	\$2,839.42	Chagrin Valley Paving
High School Parking Lot	High School	Land Impr.	8/8/2018	9400	\$10,220.14	\$10,220.14	\$10,220.14	Chagrin Valley Paving
High School Parking Lot	High School	Land Impr.	8/8/2018	9400	\$46,422.82	\$46,422.82	\$46,422.82	Chagrin Valley Paving
District Wide Niagara Automation Sys	District	Building	8/14/2018	9400	\$109,271.70	\$109,271.70	\$109,271.70	Gardiner Service Company
High School and Blvd Security upgrades	HS/Blvd	Building	8/14/2018	9400	\$66,213.78	\$66,213.78	\$66,213.78	Bailey Communications, Inc.
Pilot Classroom Renovations	District	Building	8/18/2018	9400	\$15,916.00	\$15,916.00	\$15,916.00	Sterling Professional Group
High School and Blvd Roof Repair	HS/Blvd	Building	8/18/2018	9400	\$235,580.00	\$235,580.00	\$235,580.00	Lakeland Management Systems Inc
High School Boiler	High School	Building	8/18/2018	9400	\$26,564.80	\$26,564.80	\$26,564.80	DB Johnson Company
Middle School Painting	Middle School	Building	8/18/2018	9400	\$6,565.00	\$6,565.00	\$6,565.00	Kastra, LLC
High School Elevator Modernization	High School	Building	8/18/2018	9400	\$69,299.00	\$69,299.00	\$69,299.00	Lakeland Management Systems Inc
Mercer Classroom Renovation	Mercer	Building	8/18/2018	9400	\$26,942.00	\$26,942.00	\$26,942.00	Lakeland Management Systems Inc
HS Foundation & Wall Repair	High School	Building	8/18/2018	9400	\$85,409.00	\$85,409.00	\$85,409.00	Lakeland Management Systems Inc
ON Foundation & Wall Repair	Onaway	Building	8/18/2018	9400	\$16,115.00	\$16,115.00	\$16,115.00	Lakeland Management Systems Inc

FY2018 BOND ISSUE

PROJECT	BUILDING	Land Impr., Building, Vehicles, F&E	CHECK DATE	SPECIAL COST CENTER	ESTIMATED COST	ACTUAL COST MTD	ACTUAL COST TO DATE	CONTRACTOR/ VENDOR
High School Boiler	High School	Building	8/18/2018	9400	\$517,960.00	\$517,960.00	\$517,960.00	ABC Piping, CO.
Middle School Painting	Middle School	Building	8/23/2018	9400	\$157,560.00	\$157,560.00	\$157,560.00	Kastra, LLC
Professional Design Services	District	Building	8/23/2018	9400	\$22,155.00	\$22,155.00	\$22,155.00	Legat Architects, Inc
High School Abatement	High School	Building	8/23/2018	9400	\$26,240.00	\$26,240.00	\$26,240.00	Total Environmental Services
Mercer Abatement	Mercer	Building	8/23/2018	9400	\$4,200.00	\$4,200.00	\$4,200.00	Total Environmental Services
Onaway Parking Lot Design Srv	Onaway	Land Impr.	8/23/2018	9400	\$4,859.07	\$4,859.07	\$4,859.07	Van Auken Akins Architects LLC
ON & HS Parking Lots	Onaway /HS	Land Impr.	9/14/2018	9400	\$17,827.33	\$17,827.33	\$17,827.33	Van Auken Akins Architects LLC
District Automation System	District	Building	9/21/2018	9400	\$51,796.80	\$51,796.80	\$51,796.80	Gardiner Service Company
High School and Blvd Security upgrades	HS/Blvd	Building	9/21/2018	9400	\$13,229.59	\$13,229.59	\$13,229.59	Bailey Communications, Inc.
Onaway Elementary School Roof	Onaway	Building	9/21/2018	9400	\$174,173.95	\$174,173.95	\$174,173.95	Garland/DBS, Inc.
Mercer Classroom Renovation	Mercer	Building	9/21/2018	9400	\$40,051.00	\$40,051.00	\$40,051.00	Lakeland Management Systems Inc
Woodbury Elementary Roof Replacement	Woodbury	Building	9/21/2018	9400	\$573,558.29	\$573,558.29	\$573,558.29	Garland/DBS, Inc.
Pilot Classroom Renovations	District	Building	9/24/2018	9400	\$274,381.26	\$274,381.26	\$274,381.26	Sterling Professional Group
Professional Design Services	District	Building	9/27/2018	9400	\$50,272.64	\$50,272.64	\$50,272.64	Legat Architects, Inc
Woodbury Elementary Roof Replacement	Woodbury	Building	9/30/2018	9400	\$362,041.23	\$362,041.23	\$362,041.23	Garland/DBS, Inc.
High School and Blvd Roof Repair	HS/Blvd	Building	9/30/2018	9400	\$41,725.00	\$41,725.00	\$41,725.00	Lakeland Management Systems Inc
High School South Parking Lot	High School	Land Impr.	9/30/2018	9400	\$3,947.39	\$3,947.39	\$3,947.39	Van Auken Akins Architects LLC
High School Elevator Modernization	High School	Building	9/30/2018	9400	\$32,978.00	\$32,978.00	\$32,978.00	Lakeland Management Systems Inc
Mercer Classroom Renovation	Mercer	Building	9/30/2018	9400	\$8,576.00	\$8,576.00	\$8,576.00	Lakeland Management Systems Inc
Mercer Waterline Replacement	Mercer	Building	9/30/2018	9400	\$80,751.16	\$80,751.16	\$80,751.16	Tap Construction Ltd.
High School Elevator Modernization	High School	Building	9/30/2018	9400	\$21,680.00	\$21,680.00	\$21,680.00	Lakeland Management Systems Inc
High School South Parking Lot	High School	Land Impr.	9/30/2018	9400	\$236,324.82	\$236,324.82	\$236,324.82	Chagrin Valley Paving
Onaway Parking Lot	Onaway	Land Impr.	9/30/2018	9400	\$161,426.63	\$161,426.63	\$161,426.63	Chagrin Valley Paving
High School South Parking Lot	High School	Land Impr.	10/12/2018	9400	\$320.00	\$320.00	\$320.00	Van Auken Akins Architects LLC
Onaway Parking Lot	Onaway	Land Impr.	10/12/2018	9400	\$3,495.25	\$3,495.25	\$3,495.25	Van Auken Akins Architects LLC
District Automation System	District	Building	10/17/2018	9400	\$129,406.50	\$129,406.50	\$129,406.50	Gardiner Service Company
Pilot Classroom Renovations	District	Building	10/17/2018	9400	\$35,993.04	\$35,993.04	\$35,993.04	Sterling Professional Group
High School and Blvd Security upgrades	HS/Blvd	Building	10/17/2018	9400	\$14,769.36	\$14,769.36	\$14,769.36	Bailey Communications, Inc.
HS/ON Foundation & Wall Repair	HS/ON	Land Impr.	10/17/2018	9400	\$23,927.60	\$23,927.60	\$23,927.60	Lakeland Management Systems Inc
Onaway Parking Lot	Onaway	Land Impr.	10/26/2018	9400	\$3,100.00	\$3,100.00	\$3,100.00	Van Auken Akins Architects LLC
Woodbury Elementary Roof Replacement	Woodbury	Building	10/30/2018	9400	\$60,829.12	\$60,829.12	\$60,829.12	Garland/DBS, Inc.
Woodbury Elementary Roof Replacement	Woodbury	Building	10/30/2018	9400	\$13,246.80	\$13,246.80	\$13,246.80	Garland/DBS, Inc.
Onaway Roof Improvement	Onaway	Building	10/30/2018	9400	\$11,905.45	\$11,905.45	\$11,905.45	Garland/DBS, Inc.
HS Roof Improvement	High School	Building	10/30/2018	9400	\$11,000.00	\$11,000.00	\$11,000.00	Lakeland Management Systems Inc
BO Roof Improvement	Boulevard	Building	10/30/2018	9400	\$11,000.00	\$11,000.00	\$11,000.00	Lakeland Management Systems Inc
Security Upgrades	Blvd & HS	Building	12/7/2018	9400	\$14,485.94	\$14,485.94	\$14,485.94	Bailey Communications, Inc.
Niagra Building Automation System	District	Building	12/17/2018	9400	\$44,195.40	\$44,195.40	\$44,195.40	Gardiner Service Company
Niagra Building Automation System	District	Building	12/18/2018	9400	\$36,259.20	\$36,259.20	\$36,259.20	Gardiner Service Company
Fire Alarm System Improvements	High School	Building	12/18/2018	9400	\$72,496.00	\$72,496.00	\$72,496.00	Dial Electric LTD
Professional Design Services	District	Building	12/21/2018	9400	\$30,621.25	\$30,621.25	\$30,621.25	Van Auken Akins Architects LLC
Parking Lot Improve HS & Onaway	HS/ON	Land Impr.	12/7/2018	9400	\$92,195.00	\$92,195.00	\$92,195.00	Chagrin Valley Paving
Professional Design Services	District	Building	1/11/2019	9400	\$5,958.75	\$5,958.75	\$5,958.75	Van Auken Akins Architects LLC
Smoke and Heat Detectors	High School	F&E	1/17/2019	9400	\$165,218.20	\$165,218.20	\$165,218.20	Dial Electric LTD
Boiler Installation	High School	F&E	1/17/2019	9400	\$513,407.84	\$513,407.84	\$513,407.84	ABC Piping, CO.
Exterior Water Line Replacement	Mercer	F&E	1/31/2019	9400	\$41,639.00	\$41,639.00	\$41,639.00	Tap Construction Ltd.
Niagra Building Automation System	District	Building	2/14/2019	9400	\$31,373.10	\$31,373.10	\$31,373.10	Gardiner Service Company
Smoke and Heat Detectors	High School	F&E	2/14/2019	9400	\$72,017.79	\$72,017.79	\$72,017.79	Dial Electric LTD

FY2018 BOND ISSUE

PROJECT	BUILDING	Land Impr., Building, Vehicles, F&E	CHECK DATE	SPECIAL COST CENTER	ESTIMATED COST	ACTUAL COST MTD	ACTUAL COST TO DATE	CONTRACTOR/ VENDOR
Parking Lot Improve HS & Onaway	HS/ON	Land Impr.	2/14/2019	9400	\$62,328.64	\$62,328.64	\$62,328.64	Chagrin Valley Paving
Professional Design Services	District	Building	2/21/2019	9400	\$112,866.77	\$112,866.77	\$112,866.77	Van Auken Akins Architects LLC
District Wide replacement of automation	District	F&E	3/7/2019	9400	\$24,334.20	\$24,334.20	\$24,334.20	Gardiner Service Company
Professional Design Services	District	Building	3/26/2019	9400	\$44,674.99	\$44,674.99	\$44,674.99	Van Auken Akins Architects LLC
Project Management Services	District	F&E	3/27/2019	9400	\$2,531.25	\$2,531.25	\$2,531.25	Cleora Management
Project Management Services	District	F&E	3/28/2019	9400	\$7,653.86	\$7,653.86	\$7,653.86	Cleora Management
Security Systems	Administration	F&E	3/29/2019	9400	\$4,890.00	\$4,890.00	\$4,890.00	Gardiner Service Company
Map and Document Sewer	District	F&E	3/29/2019	9400	\$5,950.00	\$5,950.00	\$5,950.00	Lake County Sewer Co.
HS Capital Projects	High School	Land Impr.	3/29/2019	9400	\$3,798.00	\$3,798.00	\$3,798.00	Professional Services
District Wide replacement of automation	District	F&E	3/31/2019	9400	\$8,406.00	\$8,406.00	\$8,406.00	Gardiner Service Company
Fire Alarm System Improvements	High School	F&E	3/31/2019	9400	\$50,185.00	\$50,185.00	\$50,185.00	Dial Electric LTD
Exterior Water Line Replacement	Mercer	F&E	4/7/2019	9400	\$6,943.84	\$6,943.84	\$6,943.84	Tap Construction Ltd.
Survey and utility locating	Boulevard	F&E	4/8/2019	9400	\$9,800.00	\$9,800.00	\$9,800.00	Dempsey Surveying Co.
Survey and utility locating	Lomond	F&E	4/8/2019	9400	\$14,300.00	\$14,300.00	\$14,300.00	Dempsey Surveying Co.
Survey and utility locating	High School	F&E	4/8/2019	9400	\$5,125.00	\$5,125.00	\$5,125.00	Dempsey Surveying Co.
Classroom Furniture	High School	F&E	4/11/2019	9400	\$6,779.50	\$6,779.50	\$6,779.50	Independence Business Supply
Professional Design Services	Boulevard	F&E	4/11/2019	9400	\$5,927.80	\$5,927.80	\$5,927.80	Van Auken Akins Architects LLC
Professional Design Services	Lomond	F&E	4/11/2019	9400	\$11,754.65	\$11,754.65	\$11,754.65	Van Auken Akins Architects LLC
Professional Design Services	High School	F&E	4/11/2019	9400	\$9,049.60	\$9,049.60	\$9,049.60	Van Auken Akins Architects LLC
Professional Design Services	Onaway	F&E	4/11/2019	9400	\$2,988.35	\$2,988.35	\$2,988.35	Van Auken Akins Architects LLC
Professional Design Services	Woodbury	F&E	4/11/2019	9400	\$9,180.00	\$9,180.00	\$9,180.00	Van Auken Akins Architects LLC
Fire Alarm System Improvements	High School	F&E	4/22/2019	9400	\$42,686.00	\$42,686.00	\$42,686.00	Dial Electric LTD
Professional Design Services	High School	F&E	4/22/2019	9400	\$13,343.75	\$13,343.75	\$13,343.75	Legat Architects, Inc
Domestic Waterline Replacement	High School	F&E	4/22/2019	9400	\$25,000.00	\$25,000.00	\$25,000.00	Legat Architects, Inc
Media Center Modernization	High School	F&E	4/22/2019	9400	\$15,680.00	\$15,680.00	\$15,680.00	Legat Architects, Inc
Abatement, Monitoring, Testing and Report.	High School	F&E	4/22/2019	9400	\$7,826.25	\$7,826.25	\$7,826.25	Legat Architects, Inc
Investigate Storm & Sanitary Sewers	Boulevard	F&E	4/23/2019	9400	\$9,500.00	\$9,500.00	\$9,500.00	Lake County Sewer Co.
Investigate Storm & Sanitary Sewers	Mercer	F&E	4/23/2019	9400	\$4,750.00	\$4,750.00	\$4,750.00	Lake County Sewer Co.
Project Management Services	District	F&E	5/13/2019	9400	\$4,228.13	\$4,228.13	\$4,228.13	Cleora Management
Investigate Storm & Sanitary Sewers	Boulevard	F&E	5/13/2019	9400	\$5,950.00	\$5,950.00	\$5,950.00	Lake County Sewer Co.
Project Management Services	District	F&E	5/22/2019	9400	\$6,151.97	\$6,151.97	\$6,151.97	Cleora Management
Soil Boring, Sampling & Analysis	Woodbury	F&E	5/30/2019	9400	\$8,698.00	\$8,698.00	\$8,698.00	Professional Service Industries
Design Servies	Mercer	F&E	5/30/2019	9400	\$7,996.80	\$7,996.80	\$7,996.80	Van Auken Akins Architects LLC
Soil Boring, Sampling & Analysis	Boulevard	F&E	5/31/2019	9400	\$5,994.00	\$5,994.00	\$5,994.00	Professional Service Industries
Survey and Utility Locating	Mercer	F&E	6/12/2019	9400	\$12,000.00	\$12,000.00	\$12,000.00	Dempsey Surveying Co.
Life Safety & IT Room	High School	F&E	6/12/2019	9400	\$40,570.00	\$40,570.00	\$40,570.00	Dial Electric LTD
Professional Design Services	District	F&E	6/30/2019	9400	\$324,943.24	\$324,943.24	\$324,943.24	Van Auken Akins Architects LLC
Project Management Services	District	F&E	7/3/2019	9400	\$1,718.88	\$1,718.88	\$1,718.88	Cleora Management
Permit for work approval	District	Building	7/12/2019	9400	\$875.50	\$875.50	\$875.50	City of Shaker Heights
Professional Design Services	District	F&E	7/31/2019	9400	\$20,150.35	\$20,150.35	\$20,150.35	Van Auken Akins Architects LLC
Fire Alarm System Improvements	High School	F&E	8/1/2019	9400	\$95,823.58	\$95,823.58	\$95,823.58	Dial Electric LTD
Boiler Installation	High School	F&E	8/22/2019	9400	\$152,396.16	\$152,396.16	\$152,396.16	ABC Piping, CO.
Professional Design Services	District	F&E	8/23/2019	9400	\$43,775.34	\$43,775.34	\$43,775.34	Van Auken Akins Architects LLC
District Wide replacement of automation	District	F&E	8/30/2019	9400	\$21,524.00	\$21,524.00	\$21,524.00	Gardiner Service Company
Boiler Installation	High School	F&E	8/30/2019	9400	\$20,240.00	\$20,240.00	\$20,240.00	ABC Piping, CO.
Fire Alarm System Improvements	High School	F&E	8/30/2019	9400	\$43,560.00	\$43,560.00	\$43,560.00	Dial Electric LTD
Professional Design Services	Mercer	F&E	8/30/2019	9400	\$807.18	\$807.18	\$807.18	Van Auken Akins Architects LLC

FY2018 BOND ISSUE

PROJECT	BUILDING	Land Impr., Building, Vehicles, F&E	CHECK DATE	SPECIAL COST CENTER	ESTIMATED COST	ACTUAL COST MTD	ACTUAL COST TO DATE	CONTRACTOR/ VENDOR
Project Management Services	District	F&E	8/30/2019	9400	\$20,682.75	\$20,682.75	\$20,682.75	Cleora Management
Professional Design Services	District	F&E	8/31/2019	9400	\$17,011.26	\$17,011.26	\$17,011.26	Van Auken Akins Architects LLC
Materials testing & inspection services	High School	Building	9/19/2019	9400	\$872.50	\$872.50	\$872.50	Professional Service Industries
Fire Alarm System Improvements	High School	F&E	9/26/2019	9400	\$46,278.60	\$46,278.60	\$46,278.60	Dial Electric LTD
Professional Design Services	Onaway	F&E	9/27/2019	9400	\$11,344.65	\$11,344.65	\$11,344.65	Van Auken Akins Architects LLC
Testing & Inspections	Boulevard	Building	9/30/2019	9400	\$3,142.00	\$3,142.00	\$3,142.00	Professional Service Industries
Professional Design Services	District	F&E	9/30/2019	9400	\$41,737.13	\$41,737.13	\$41,737.13	Van Auken Akins Architects LLC
Fire Alarm System Improvements	High School	F&E	9/30/2019	9400	\$41,340.00	\$41,340.00	\$41,340.00	Dial Electric LTD
Construction projects	District	Building	9/30/2019	9400	\$1,882,943.76	\$1,882,943.76	\$1,882,943.76	Gilbane Building Company
Testing and Inspections	Onaway	Building	10/3/2019	9400	\$9,597.00	\$9,597.00	\$9,597.00	Professional Service Industries
Project Management Services	District	Building	10/3/2019	9400	\$12,776.50	\$12,776.50	\$12,776.50	Cleora Management
Construction projects	District	Building	10/21/2019	9400	\$1,363,036.44	\$1,363,036.44	\$1,363,036.44	Gilbane Building Company
Project Management Services	District	Building	10/22/2019	9400	\$4,571.88	\$4,571.88	\$4,571.88	Cleora Management
Testing and Inspections	Boulevard	Building	10/31/2019	9400	\$1,397.00	\$1,397.00	\$1,397.00	Professional Service Industries
Professional Design Services	District	Building	10/31/2019	9400	\$8,960.40	\$8,960.40	\$8,960.40	Van Auken Akins Architects LLC
Construction projects	District	Building	10/31/2019	9400	\$165,997.45	\$165,997.45	\$165,997.45	Gilbane Building Company
Construction projects	District	Building	11/26/2019	9400	\$17,660.67	\$17,660.67	\$17,660.67	Gilbane Building Company
Testing and Inspections	District	Building	11/30/2019	9400	\$6,977.50	\$6,977.50	\$6,977.50	Professional Service Industries
Professional Design Services	District	Building	11/30/2019	9400	\$1,756.25	\$1,756.25	\$1,756.25	Van Auken Akins Architects LLC
Construction projects	District	Building	12/17/2019	9400	\$7,256.41	\$7,256.41	\$7,256.41	Gilbane Building Company
Fire Alarm System Improvements	High School	F&E	12/27/2019	9400	\$23,305.52	\$23,305.52	\$23,305.52	Dial Electric LTD
Professional Design Services	District	Building	1/31/2020	9400	\$11,205.00	\$11,205.00	\$11,205.00	Van Auken Akins Architects LLC
Boiler Installation	High School	F&E	1/31/2020	9400	\$2,950.00	\$2,950.00	\$2,950.00	Gardiner Service Company
Boiler Installation	District	F&E	1/31/2020	9400	\$74,228.10	\$74,228.10	\$74,228.10	Gardiner Service Company
Testing and Inspections	Fernway	Building	1/31/2020	9400	\$91.00	\$91.00	\$91.00	Professional Service Industries
Testing and Inspections	Fernway	Building	1/31/2020	9400	\$3,709.00	\$3,709.00	\$3,709.00	Professional Service Industries
Project Management Services	District	Building	1/21/2020	9400	\$767.25	\$767.25	\$767.25	Cleora Management
Construction projects	District	Building	1/21/2020	9400	\$212,567.56	\$212,567.56	\$212,567.56	Gilbane Building Company
Project Management Services	District	Building	2/28/2020	9400	\$286.00	\$286.00	\$286.00	Cleora Management
Surveying Services	Woodbury	Building	2/28/2020	9400	\$10,500.00	\$10,500.00	\$10,500.00	Dempsey Surveying Co.
Professional Design Services	District	Building	2/28/2020	9400	\$13,685.56	\$13,685.56	\$13,685.56	Van Auken Akins Architects LLC
Construction projects	District	Building	2/28/2020	9400	\$131,510.45	\$131,510.45	\$131,510.45	Gilbane Building Company
Permit for work approval	District	Building	3/31/2020	9400	\$45,624.05	\$45,624.05	\$45,624.05	City of Shaker Heights
Underground Utility Lines	Woodbury	Building	3/13/2020	9400	\$7,800.00	\$7,800.00	\$7,800.00	Ground Penetrating Radar Systems
Professional Design Services	Lomond	Building	3/31/2020	9400	\$8,839.90	\$8,839.90	\$8,839.90	Van Auken Akins Architects LLC
Boiler Installation	High School	F&E	3/16/2020	9400	\$152,233.00	\$152,233.00	\$152,233.00	ABC Piping, CO.
Testing and Inspections	Lomond	Building	4/15/2020	9400	\$417.00	\$417.00	\$417.00	Professional Service Industries
Professional Design Services	District	Building	4/30/2020	9400	\$8,180.50	\$8,180.50	\$8,180.50	Van Auken Akins Architects LLC
Construction projects	District	Building	4/30/2020	9400	\$117,543.69	\$117,543.69	\$117,543.69	Gilbane Building Company
Testing and Inspections	District	Building	5/20/2020	9400	\$8,838.27	\$8,838.27	\$8,838.27	Professional Service Industries
Professional Design Services	District	Building	5/29/2020	9400	\$49,222.75	\$49,222.75	\$49,222.75	Van Auken Akins Architects LLC
Construction projects	District	Building	5/31/2020	9400	\$976,682.13	\$976,682.13	\$976,682.13	Gilbane Building Company
Testing and Inspections	District	Building	6/19/2020	9400	\$1,696.34	\$1,696.34	\$1,696.34	Professional Service Industries
Professional Design Services	District	Building	6/30/2020	9400	\$37,073.75	\$37,073.75	\$37,073.75	Van Auken Akins Architects LLC
Construction projects	District	Building	6/30/2020	9400	\$1,086,910.23	\$1,086,910.23	\$1,086,910.23	Gilbane Building Company
Testing and Inspections	District	Building	6/30/2020	9400	\$2,081.13	\$2,081.13	\$2,081.13	Professional Service Industries
Professional Design Services	District	Building	6/30/2020	9400	\$5,931.25	\$5,931.25	\$5,931.25	Van Auken Akins Architects LLC

FY2018 BOND ISSUE

PROJECT	BUILDING	Land Impr., Building, Vehicles, F&E	CHECK DATE	SPECIAL COST CENTER	ESTIMATED COST	ACTUAL COST MTD	ACTUAL COST TO DATE	CONTRACTOR/ VENDOR
HS Gym and Choir Room	High School	Building	7/31/2020	9400	\$61,207.30	\$61,207.30	\$61,207.30	Gardiner Service Company
Construction projects	District	Building	7/31/2020	9400	\$962,405.67	\$962,405.67	\$962,405.67	Gilbane Building Company
Professional Design Services	High School	Building	7/31/2020	9400	\$19,970.40	\$19,970.40	\$19,970.40	Glen D. Ramage Architect Inc.
Testing and Inspections	District	Building	7/31/2020	9400	\$14,562.00	\$14,562.00	\$14,562.00	Professional Service Industries
Machining, Manufacturing Classroom Design	High School	F&E	7/31/2020	9400	\$81,002.80	\$81,002.80	\$81,002.80	Sterling Professional Group
Professional Design Services	District	Building	7/31/2020	9400	\$34,350.00	\$34,350.00	\$34,350.00	Van Auken Akins Architects LLC
Testing and Inspections-Refund	District	Building	7/31/2020	9400	(\$6,337.50)	(\$6,337.50)	(\$6,337.50)	Professional Service Industries
Asbestos Abatement	High School	Building	8/31/2020	9400	\$50,454.16	\$50,454.16	\$50,454.16	Dial Electric LTD
Professional Design Services	District	Building	8/31/2020	9400	\$57,823.78	\$57,823.78	\$57,823.78	Van Auken Akins Architects LLC
Construction projects	District	Building	8/31/2020	9400	\$1,409,614.15	\$1,409,614.15	\$1,409,614.15	Gilbane Building Company
HS Gym and Choir Room	High School	Building	8/31/2020	9400	\$139,378.92	\$139,378.92	\$139,378.92	Gardiner Service Company
MS Paving	Middle School	F&E	8/31/2020	9400	\$32,158.00	\$32,158.00	\$32,158.00	Infinity Paving Company
Remove and Re-Install Electrical Feeder	Boulevard	F&E	9/30/2020	9400	\$30,444.58	\$30,444.58	\$30,444.58	Illuminating Company
Professional Design Services	Mercer	Building	9/30/2020	9400	\$32,643.75	\$32,643.75	\$32,643.75	Van Auken Akins Architects LLC
Construction projects	District	Building	9/30/2020	9400	\$1,288,329.88	\$1,288,329.88	\$1,288,329.88	Gilbane Building Company
Core Sampling	District	Building	9/30/2020	9400	\$14,890.00	\$14,890.00	\$14,890.00	Professional Service Industries
Temp Control System	Middle School	Building	10/28/2020	9400	\$6,500.00	\$6,500.00	\$6,500.00	Gardiner Service Company
HVAC Consulting Fees	District	Building	10/28/2020	9400	\$1,572.50	\$1,572.50	\$1,572.50	Fox Consulting
Gym & Choir Room HVAC Upgrades	High School	Building	10/29/2020	9400	\$111,316.27	\$111,316.27	\$111,316.27	Gardiner Service Company
Soil Sampling-LO&WO	District	Building	10/29/2020	9400	\$818.00	\$818.00	\$818.00	Professional Service Industries
Professional Design Services-LO, ME, MS	District	Building	10/30/2020	9400	\$8,630.00	\$8,630.00	\$8,630.00	Glen D. Ramage Architect Inc.
Machining Room Equipment delivery	High School	F&E	10/30/2020	9400	\$4,600.00	\$4,600.00	\$4,600.00	Shippers Highway Express Inc.
Professional Design Services	District	Building	11/30/2020	9400	\$10,632.50	\$10,632.50	\$10,632.50	Van Auken Akins Architects LLC
Construction projects	District	Building	11/30/2020	9400	\$600,548.04	\$600,548.04	\$600,548.04	Gilbane Building Company
Temp Control System	High School	Building	11/30/2020	9400	\$5,900.00	\$5,900.00	\$5,900.00	Gardiner Service Company
Machining Room	High School	F&E	11/30/2020	9400	\$84,501.00	\$84,501.00	\$84,501.00	Sterling Professional Group
Paving improvements	Lomond	Land Impr.	12/10/2020	9400	\$43,425.00	\$43,425.00	\$43,425.00	Cunningham Paving Company
Paving improvements	Mercer	Land Impr.	12/10/2020	9400	\$33,237.00	\$33,237.00	\$33,237.00	Cunningham Paving Company
HVAC Consulting Fees	District	Building	12/10/2020	9400	\$1,575.00	\$1,575.00	\$1,575.00	Fox Consulting
HS Gym & Choir Room	High School	F&E	12/31/2020	9400	\$93,104.51	\$93,104.51	\$93,104.51	Gardiner Service Company
HS North Gym Lighting	High School	F&E	12/23/2020	9400	\$10,500.00	\$10,500.00	\$10,500.00	Hidden Valley Electric Inc
Professional Design Services	District	Building	12/31/2020	9400	\$9,352.46	\$9,352.46	\$9,352.46	Van Auken Akins Architects LLC
Steam Trap Replacement	Lomond	F&E	1/22/2021	9400	\$17,990.00	\$17,990.00	\$17,990.00	Comfort Systems
South Gym Lighting Repairs	High School	F&E	1/29/2021	9400	\$34,660.00	\$34,660.00	\$34,660.00	Hidden Valley Electric Inc
Construction projects	District	Building	1/31/2021	9400	\$406,282.04	\$406,282.04	\$406,282.04	Gilbane Building Company
Project Management Services	Boulevard	Building	2/23/2021	9400	\$195.20	\$195.20	\$195.20	Cleora Management
Project Management Services	Woodbury	Building	2/23/2021	9400	\$229.57	\$229.57	\$229.57	Cleora Management
Project Management Services	Lomond	Building	2/23/2021	9400	\$68.73	\$68.73	\$68.73	Cleora Management
Construction Projects	District	Building	2/23/2021	9400	\$467,756.50	\$467,756.50	\$467,756.50	Gilbane Building Company
Professional Design Services	High School	Building	2/28/2021	9400	\$75.00	\$75.00	\$75.00	Van Auken Akins Architects LLC
Professional Design Services	Woodbury	Building	2/28/2021	9400	\$187.50	\$187.50	\$187.50	Van Auken Akins Architects LLC
Correct Pay Apps	District	Building	2/28/2021	9400	(\$539,943.34)	(\$539,943.34)	(\$539,943.34)	Gilbane Building Company
Aug 2020 Correction	District	Building	2/28/2021	9400	(\$17,176.28)	(\$17,176.28)	(\$17,176.28)	Van Auken Akins Architects LLC
Metals Lab Mechanical Design Fees	District	Building	3/12/2021	9400	\$9,262.50	\$9,262.50	\$9,262.50	Fox Consulting
Woodbury Piping	Woodbury	F&E	3/31/2021	9400	\$116,697.77	\$116,697.77	\$116,697.77	ABC Piping, CO.
RedTree Fees								

FY2018 BOND ISSUE

PROJECT	BUILDING	Land Impr., Building, Vehicles, F&E	CHECK DATE	SPECIAL COST CENTER	ESTIMATED COST	ACTUAL COST MTD	ACTUAL COST TO DATE	CONTRACTOR/ VENDOR
RedTree Investment Fees	District		5/31/2018	9400	\$703.00	\$703.00	\$703.00	RedTree Investment
RedTree Investment Fees	District		6/30/2018	9400	\$1,056.33	\$1,056.33	\$1,056.33	RedTree Investment
RedTree Investment Fees	District		7/31/2018	9400	\$1,015.76	\$1,015.76	\$1,015.76	RedTree Investment
RedTree Investment Fees	District		8/31/2018	9400	\$1,027.95	\$1,027.95	\$1,027.95	RedTree Investment
RedTree Investment Fees	District		9/30/2018	9400	\$1,036.74	\$1,036.74	\$1,036.74	RedTree Investment
RedTree Investment Fees	District		10/31/2018	9400	\$1,038.09	\$1,038.09	\$1,038.09	RedTree Investment
RedTree Investment Fees	District		11/30/2018	9400	\$764.52	\$764.52	\$764.52	RedTree Investment
RedTree Investment Fees	District		12/31/2018	9400	\$763.97	\$763.97	\$763.97	RedTree Investment
RedTree Investment Fees	District		1/31/2019	9400	\$759.72	\$759.72	\$759.72	RedTree Investment
RedTree Investment Fees	District		2/28/2019	9400	\$771.55	\$771.55	\$771.55	RedTree Investment
RedTree Investment Fees	District		3/31/2019	9400	\$761.97	\$761.97	\$761.97	RedTree Investment
RedTree Investment Fees	District		4/30/2019	9400	\$763.32	\$763.32	\$763.32	RedTree Investment
RedTree Investment Fees	District		5/31/2019	9400	\$764.63	\$764.63	\$764.63	RedTree Investment
RedTree Investment Fees	District		6/30/2019	9400	\$691.69	\$691.69	\$691.69	RedTree Investment
RedTree Investment Fees	District		7/31/2019	9400	\$689.79	\$689.79	\$689.79	RedTree Investment
RedTree Investment Fees	District		8/31/2019	9400	\$689.43	\$689.43	\$689.43	RedTree Investment
RedTree Investment Fees	District		9/30/2019	9400	\$689.98	\$689.98	\$689.98	RedTree Investment
RedTree Investment Fees	District		10/31/2019	9400	\$690.91	\$690.91	\$690.91	RedTree Investment
RedTree Investment Fees	District		11/30/2019	9400	\$691.92	\$691.92	\$691.92	RedTree Investment
RedTree Investment Fees	District		12/31/2019	9400	\$692.69	\$692.69	\$692.69	RedTree Investment
RedTree Investment Fees	District		1/31/2020	9400	\$469.12	\$469.12	\$469.12	RedTree Investment
RedTree Investment Fees	District		2/28/2020	9400	\$469.77	\$469.77	\$469.77	RedTree Investment
RedTree Investment Fees	District		3/31/2020	9400	\$466.08	\$466.08	\$466.08	RedTree Investment
RedTree Investment Fees	District		4/30/2020	9400	\$427.56	\$427.56	\$427.56	RedTree Investment
RedTree Investment Fees	District		5/31/2020	9400	\$428.33	\$428.33	\$428.33	RedTree Investment
RedTree Investment Fees	District		6/30/2020	9400	\$364.54	\$364.54	\$364.54	RedTree Investment
RedTree Investment Fees	District		7/31/2020	9400	\$309.01	\$309.01	\$309.01	RedTree Investment
RedTree Investment Fees	District		8/31/2020	9400	\$255.40	\$255.40	\$255.40	RedTree Investment
RedTree Investment Fees	District		9/30/2020	9400	\$257.59	\$257.59	\$257.59	RedTree Investment
RedTree Investment Fees	District		10/31/2020	9400	\$94.42	\$94.42	\$94.42	RedTree Investment
RedTree Investment Fees	District		11/30/2020	9400	\$93.03	\$93.03	\$93.03	RedTree Investment
RedTree Investment Fees	District		12/31/2020	9400	\$52.26	\$52.26	\$52.26	RedTree Investment
RedTree Investment Fees	District		1/31/2021	9400	\$28.31	\$28.31	\$28.31	RedTree Investment
RedTree Investment Fees	District		2/28/2021	9400	\$29.01	\$29.01	\$29.01	RedTree Investment
RedTree Investment Fees	District		3/31/2021	9400	\$28.39	\$28.39	\$28.39	RedTree Investment
<u>FY18 BANs \$9.9MM - SCC 9401</u>								
Woodbury Piping	Woodbury	F&E	3/31/2021	9401	\$40,202.23	\$40,202.23	\$40,202.23	ABC Piping, CO.
Bond Projects	District	Building	4/30/2021	9401	\$2,812.50	\$2,812.50	\$2,812.50	Van Auken Akins Architects LLC
Main Entrance Replacement	Middle School	Building	5/21/2021	9401	\$20,500.00	\$20,500.00	\$20,500.00	Capital Aluminum & Glass Corp
Capital Projects	District	Building	5/21/2021	9401	\$15,228.95	\$15,228.95	\$15,228.95	Gilbane Building Company
Capital Projects	Boulevard	Building	5/31/2021	9401	\$25,100.00	\$25,100.00	\$25,100.00	Capital Aluminum & Glass Corp
Capital Projects	District	Building	6/30/2021	9401	\$35,860.40	\$35,860.40	\$35,860.40	Gilbane Building Company
Architectual Services	District	Building	6/17/2021	9401	\$7,340.00	\$7,340.00	\$7,340.00	Glen D. Ramage Architect Inc.
Master Planning Project	District	Building	6/30/2021	9401	\$5,000.00	\$5,000.00	\$5,000.00	Project Management Consultants
Bond Projects	District	Building	6/30/2021	9401	\$375.00	\$375.00	\$375.00	Van Auken Akins Architects LLC
Steam Traps Project	Middle School	Building	6/30/2021	9401	\$839.39	\$839.39	\$839.39	Woodhill Supply

FY2018 BOND ISSUE

PROJECT	BUILDING	Land Impr., Building, Vehicles, F&E	CHECK DATE	SPECIAL COST CENTER	ESTIMATED COST	ACTUAL COST MTD	ACTUAL COST TO DATE	CONTRACTOR/ VENDOR
Bond Projects-correction	District	Building	6/30/2021	9401	(\$5,270.31)	(\$5,270.31)	(\$5,270.31)	Van Auken Akins Architects LLC
Steam Traps Project	Middle School	Building	6/30/2021	9401	\$22,282.58	\$22,282.58	\$22,282.58	Woodhill Supply
Bond Projects Adj	District	Building	6/30/2021	9401	\$447,358.74	\$447,358.74	\$447,358.74	Gilbane Building Company
Bond Projects Adj	District	Building	6/30/2021	9401	\$48,385.64	\$48,385.64	\$48,385.64	Gilbane Building Company
Master Planning Project	District	Building	7/30/2021	9401	\$5,000.00	\$5,000.00	\$5,000.00	Project Management Consultants
Master Planning Project	District	Building	7/31/2021	9401	\$5,000.00	\$5,000.00	\$5,000.00	Project Management Consultants
Master Planning Project	District	Building	8/25/2021	9401	\$5,000.00	\$5,000.00	\$5,000.00	Project Management Consultants
Bond Projects	District	Building	8/31/2021	9401	\$1,818.75	\$1,818.75	\$1,818.75	Van Auken Akins Architects LLC
Master Planning Project	District	Building	9/20/2021	9401	\$5,000.00	\$5,000.00	\$5,000.00	Project Management Consultants
Paving Projects	District	Building	10/18/2021	9401	\$108,600.30	\$108,600.30	\$108,600.30	North Coast Paving Company
Legal Services-Master Planning	District	Building	10/21/2021	9401	\$4,752.00	\$4,752.00	\$4,752.00	Thompson Hine LLP
Bond Projects	District	Building	10/26/2021	9401	\$1,500.00	\$1,500.00	\$1,500.00	Van Auken Akins Architects LLC
Bond Projects	District	Building	11/22/2021	9401	\$518.76	\$518.76	\$518.76	Van Auken Akins Architects LLC
Master Planning Project	District	Building	12/22/2021	9401	\$5,000.00	\$5,000.00	\$5,000.00	Project Management Consultants
Master Planning Project-Reimbursement	District	Building	12/31/2021	9401	(\$5,000.00)	(\$5,000.00)	(\$5,000.00)	SH Public Library
Master Planning Project	District	Building	1/13/2022	9401	\$5,000.00	\$5,000.00	\$5,000.00	Project Management Consultants
Bond Projects	Middle School	Building	1/13/2022	9401	\$475.00	\$475.00	\$475.00	Van Auken Akins Architects LLC
Master Planning Project	District	Building	2/11/2022	9401	\$5,000.00	\$5,000.00	\$5,000.00	Project Management Consultants
Paving Projects	District	Building	2/10/2022	9401	\$106,552.80	\$106,552.80	\$106,552.80	North Coast Paving Company
Master Planning Project	District	Building	4/14/2022	9401	\$5,000.00	\$5,000.00	\$5,000.00	Project Management Consultants
Reclass Fd001 exp to Fd004	Mercer	Building	5/31/2022	9401	\$61,585.00	\$61,585.00	\$61,585.00	Journal Entry
Reclass Fd001 exp to Fd004	Onaway	Building	5/31/2022	9401	\$41,515.00	\$41,515.00	\$41,515.00	Journal Entry
Reclass Fd001 exp to Fd004	Middle School	Building	5/31/2022	9401	\$378,536.22	\$378,536.22	\$378,536.22	Journal Entry
Reclass Fd001 exp to Fd004	Woodbury	Building	5/31/2022	9401	\$65,461.00	\$65,461.00	\$65,461.00	Journal Entry
Reclass Fd001 exp to Fd004	Mercer	Building	5/31/2022	9401	\$58,479.00	\$58,479.00	\$58,479.00	Journal Entry
Reclass Fd001 exp to Fd004	District	Building	5/31/2022	9401	\$17,994.50	\$17,994.50	\$17,994.50	Journal Entry
Reclass Fd001 exp to Fd004	District	Building	5/31/2022	9401	\$10,775.00	\$10,775.00	\$10,775.00	Journal Entry
Bus Garage & DLMO Roof	District	Building	6/23/2022	9401	\$468,563.51	\$468,563.51	\$468,563.51	Garland/DBS Inc.
Paving Projects	District	Building	6/30/2022	9401	\$23,905.90	\$23,905.90	\$23,905.90	North Coast Paving Company
Master Planning Project	District	Building	6/30/2022	9401	\$15,000.00	\$15,000.00	\$15,000.00	Project Management Consultants
Master Planning Project	District	Building	6/30/2022	9401	\$24,591.25	\$24,591.25	\$24,591.25	Van Auken Akins Architects LLC
Bond Projects	Boulevard	Building	6/30/2022	9401	\$4,597.39	\$4,597.39	\$4,597.39	Journal Entry
Bond Projects	Fernway	Building	6/30/2022	9401	\$9,145.00	\$9,145.00	\$9,145.00	Journal Entry
Bond Projects	Lomond	Building	6/30/2022	9401	\$11,193.00	\$11,193.00	\$11,193.00	Journal Entry
Bond Projects	Mercer	Building	6/30/2022	9401	\$6,450.00	\$6,450.00	\$6,450.00	Journal Entry
Bond Projects	Onaway	Building	6/30/2022	9401	\$36,222.29	\$36,222.29	\$36,222.29	Journal Entry
Bond Projects	Woodbury	Building	6/30/2022	9401	\$192,150.69	\$192,150.69	\$192,150.69	Journal Entry
Bond Projects	Middle School	Building	6/30/2022	9401	\$48,140.98	\$48,140.98	\$48,140.98	Journal Entry
Bond Projects	High School	Building	6/30/2022	9401	\$128,140.00	\$128,140.00	\$128,140.00	Journal Entry
Bond Projects	Transportation	Building	6/30/2022	9401	\$12,104.00	\$12,104.00	\$12,104.00	Journal Entry
Bond Projects	Service Center	Building	6/30/2022	9401	\$10,343.00	\$10,343.00	\$10,343.00	Journal Entry
Bond Projects	Bldgs & Grnds	Building	6/30/2022	9401	\$311,249.48	\$311,249.48	\$311,249.48	Journal Entry
Bond Projects	Admin	Building	6/30/2022	9401	\$2,250.00	\$2,250.00	\$2,250.00	Journal Entry
Bond Projects	Security	Building	6/30/2022	9401	\$112,882.77	\$112,882.77	\$112,882.77	Journal Entry
Bond Projects	Woodbury	Building	6/30/2022	9401	(\$41,559.57)	(\$41,559.57)	(\$41,559.57)	Journal Entry
Bond Projects	Admin	Building	6/30/2022	9401	(\$267.50)	(\$267.50)	(\$267.50)	Journal Entry
Master Planning Project	District	Building	6/30/2022	9401	(\$27,500.00)	(\$27,500.00)	(\$27,500.00)	Forward Together Billing

FY2018 BOND ISSUE

PROJECT	BUILDING	Land Impr., Building, Vehicles, F&E	CHECK DATE	SPECIAL COST CENTER	ESTIMATED COST	ACTUAL COST MTD	ACTUAL COST TO DATE	CONTRACTOR/ VENDOR
Paving Projects	District	Building	6/30/2022	9401	(\$87,268.75)	(\$87,268.75)	(\$87,268.75)	North Coast Paving Company
Bond Projects	Admin	Building	7/31/2022	9401	\$114,768.75	\$114,768.75	\$114,768.75	Journal Entry
Declaration of Intent								
MS Roof Replacement	Middle School	Building	12/29/2017	9401	\$1,588,550.55	\$1,588,550.55	\$1,588,550.55	Garland/DBS, Inc.
MS Cafeteria Ceiling Replacement	Middle School	Building	12/29/2017	9401	\$107,500.00	\$107,500.00	\$107,500.00	Engelke, Inc.
Architectural Services	District	Building	12/29/2017	9401	\$47,000.00	\$47,000.00	\$47,000.00	Legat KingScott, Inc.
RedTree Fees								
RedTree Investment Fees	District		1/31/2018	9401	\$62.47	\$62.47	\$62.47	RedTree Investment
RedTree Investment Fees	District		2/28/2018	9401	\$491.09	\$491.09	\$491.09	RedTree Investment
RedTree Investment Fees	District		3/31/2018	9401	\$465.93	\$465.93	\$465.93	RedTree Investment
RedTree Investment Fees	District		4/30/2018	9401	\$453.38	\$453.38	\$453.38	RedTree Investment
RedTree Investment Fees	District		5/31/2018	9401	\$429.61	\$429.61	\$429.61	RedTree Investment
RedTree Investment Fees	District		6/30/2018	9401	\$430.38	\$430.38	\$430.38	RedTree Investment
RedTree Investment Fees	District		7/31/2018	9401	\$430.79	\$430.79	\$430.79	RedTree Investment
RedTree Investment Fees	District		8/31/2018	9401	\$435.64	\$435.64	\$435.64	RedTree Investment
RedTree Investment Fees	District		9/30/2018	9401	\$439.49	\$439.49	\$439.49	RedTree Investment
RedTree Investment Fees	District		10/31/2018	9401	\$440.07	\$440.07	\$440.07	RedTree Investment
RedTree Investment Fees	District		11/30/2018	9401	\$440.55	\$440.55	\$440.55	RedTree Investment
RedTree Investment Fees	District		12/31/2018	9401	\$440.26	\$440.26	\$440.26	RedTree Investment
RedTree Investment Fees	District		1/31/2019	9401	\$446.85	\$446.85	\$446.85	RedTree Investment
RedTree Investment Fees	District		2/28/2019	9401	\$453.86	\$453.86	\$453.86	RedTree Investment
RedTree Investment Fees	District		3/31/2019	9401	\$448.27	\$448.27	\$448.27	RedTree Investment
RedTree Investment Fees	District		4/30/2019	9401	\$448.93	\$448.93	\$448.93	RedTree Investment
RedTree Investment Fees	District		5/31/2019	9401	\$449.58	\$449.58	\$449.58	RedTree Investment
RedTree Investment Fees	District		6/30/2019	9401	\$450.50	\$450.50	\$450.50	RedTree Investment
RedTree Investment Fees	District		7/31/2019	9401	\$451.36	\$451.36	\$451.36	RedTree Investment
RedTree Investment Fees	District		8/31/2019	9401	\$451.12	\$451.12	\$451.12	RedTree Investment
RedTree Investment Fees	District		9/30/2019	9401	\$451.47	\$451.47	\$451.47	RedTree Investment
RedTree Investment Fees	District		10/31/2019	9401	\$452.07	\$452.07	\$452.07	RedTree Investment
RedTree Investment Fees	District		11/30/2019	9401	\$452.75	\$452.75	\$452.75	RedTree Investment
RedTree Investment Fees	District		12/31/2019	9401	\$453.33	\$453.33	\$453.33	RedTree Investment
RedTree Investment Fees	District		1/31/2020	9401	\$462.51	\$462.51	\$462.51	RedTree Investment
RedTree Investment Fees	District		2/29/2020	9401	\$463.13	\$463.13	\$463.13	RedTree Investment
RedTree Investment Fees	District		3/31/2020	9401	\$459.39	\$459.39	\$459.39	RedTree Investment
RedTree Investment Fees	District		4/30/2020	9401	\$455.86	\$455.86	\$455.86	RedTree Investment
RedTree Investment Fees	District		5/31/2020	9401	\$456.36	\$456.36	\$456.36	RedTree Investment
RedTree Investment Fees	District		6/30/2020	9401	\$456.53	\$456.53	\$456.53	RedTree Investment
RedTree Investment Fees	District		7/31/2020	9401	\$463.12	\$463.12	\$463.12	RedTree Investment
RedTree Investment Fees	District		8/31/2020	9401	\$468.71	\$468.71	\$468.71	RedTree Investment
RedTree Investment Fees	District		9/30/2020	9401	\$472.75	\$472.75	\$472.75	RedTree Investment
RedTree Investment Fees	District		10/31/2020	9401	\$160.08	\$160.08	\$160.08	RedTree Investment
RedTree Investment Fees	District		11/30/2020	9401	\$157.72	\$157.72	\$157.72	RedTree Investment
RedTree Investment Fees	District		12/31/2020	9401	\$157.71	\$157.71	\$157.71	RedTree Investment
RedTree Investment Fees	District		1/31/2021	9401	\$161.20	\$161.20	\$161.20	RedTree Investment

FY2018 BOND ISSUE

PROJECT	BUILDING	Land Impr., Building, Vehicles, F&E	CHECK DATE	SPECIAL COST CENTER	ESTIMATED COST	ACTUAL COST MTD	ACTUAL COST TO DATE	CONTRACTOR/ VENDOR
RedTree Investment Fees	District		2/28/2021	9401	\$165.21	\$165.21	\$165.21	RedTree Investment
RedTree Investment Fees	District		3/31/2021	9401	\$161.68	\$161.68	\$161.68	RedTree Investment
RedTree Investment Fees	District		4/30/2021	9401	\$158.67	\$158.67	\$158.67	RedTree Investment
RedTree Investment Fees	District		5/31/2021	9401	\$24.36	\$24.36	\$24.36	RedTree Investment
RedTree Investment Fees	District		6/30/2021	9401	\$24.37	\$24.37	\$24.37	RedTree Investment
RedTree Investment Fees	District		7/31/2021	9401	\$23.21	\$23.21	\$23.21	RedTree Investment
RedTree Investment Fees	District		8/31/2021	9401	\$23.21	\$23.21	\$23.21	RedTree Investment
RedTree Investment Fees	District		9/30/2021	9401	\$23.22	\$23.22	\$23.22	RedTree Investment
RedTree Investment Fees	District		10/31/2021	9401	\$23.22	\$23.22	\$23.22	RedTree Investment
RedTree Investment Fees	District		11/30/2021	9401	\$23.22	\$23.22	\$23.22	RedTree Investment
RedTree Investment Fees	District		12/31/2021	9401	\$23.22	\$23.22	\$23.22	RedTree Investment
Total FY2018 BONDS							\$25,525,595.39	

SCC: 9400-9401 FY2018 Bonds

**SHAKER HEIGHTS CITY SCHOOL DISTRICT
FUND 004
CAPITAL PROJECT EXPENDITURES**

November 30, 2022

FUNDING SOURCE				
BOND		NON-BOND SOURCES		FUND 004 GRAND TOTALS
2018 BOND ISSUE		Other	SSF Projects	
SCC 9400-9401		SCC 9121, 9150, 9169-9171, 9178, 9181, 9314, 9316, 9620	SCC's 9164-9168, 9182, 9315	
Allocation	\$25,525,595.39	\$31,884,122.16	\$2,482,169.96	\$59,891,887.51
Spent to Date	25,525,595.39	31,410,791.82	2,475,740.82	\$59,412,128.03
Allocation Available	0.00	473,330.34	6,429.14	\$479,759.48
less Outstanding Encumbrances	0.00	0.00	5,030.01	\$5,030.01
Fund Balance Available	\$0.00	\$473,330.34	\$1,399.13	\$474,729.47

Cash Reconciliation:

Beginning of Month Cash	\$468,822.58
Receipts	11,108.90
(Disbursements)	(172.00)
End of Month Cash	<u>\$479,759.48</u>
	\$0.00

	A	B	C	D	E	F	G	H	I	J	K	L	M	N	O	P
1	SHAKER HEIGHTS CITY SCHOOL DISTRICT															
2	FUND 004															
3	SOURCE OF FUNDING															
4																
5	November 30, 2022															
6																
7																
8																
9	Source of Funding:	2004 Bond Issue	FY2012 & prior	FY2013	FY2014	FY2015	FY2016	FY2017	FY2018	FY2019	FY2020	FY2021	FY2022	FY2023	Total	
10	Bond Issuances															
11	Bond Anticipation Notes - Dec '04	\$0.00													\$0.00	
12	Bonds-Series 2005 - April '05	0.00													\$0.00	
13	Bond Anticipation Notes - Dec '06	0.00													\$0.00	
14	Bonds-Series 2007 - April '07	0.00													\$0.00	
15	Bond Anticipation Notes - June '08	0.00													\$0.00	
16	Bonds-Series 2008 - November '08	0.00													\$0.00	
17	BANs-Jul '12-Track and Turf Field - Unvoted Debt			0.00											\$0.00	
18	BANs-Jul '12-HB 264 - Energy Conservation			0.00											\$0.00	
19	Bond-Series 2012 - October '12-Buses			0.00											\$0.00	
20	FY2018 Bond Issuance - Dec '17, Apr '18								30,000,000.00	0.00	-5,700,000.00	2,549.15	1,477.88		\$24,304,027.03	
21	Interest Income-FY2018 Bond Issuance								41,569.44	595,435.74	491,040.78	87,196.69	6,325.71	0.00	\$1,221,568.36	
22	Fernway Fire Allocation Adj-June 2020										5,700,000.00	-2,549.15	-1,477.88		\$5,695,972.97	
23	Fernway Fire Insurance Proceeds									11,140,590.26	1,644,250.00	1,579,293.08	0.00	0.00	\$14,364,133.34	
24	Non-Bond SCC Fund Bal.12/31/04		\$1,072,133.22												\$1,072,133.22	
25	Reimb.of Declaration of Intent		796,692.21												\$796,692.21	
26	Facility Fees		600,000.00												\$600,000.00	
27	Interest Income		1,205,736.40	2,085.30	326.54	1,438.01	6,196.16	4,713.45	7,769.14	0.00	0.00	0.00	0.00	0.00	\$1,228,265.00	
28	Bus Sales						1,500.00	0.00	0.00	0.00	0.00	0.00	0.00	0.00	\$1,500.00	
29	Bus Note Issuances		3,348,318.70												\$3,348,318.70	
30	Pyrmnt in Lieu of Taxes		689,742.19												\$689,742.19	
31	Woodbury LOLA Project Contrib.		3,132.49												\$3,132.49	
32	Gas well		45,073.46	1,071.10	2,236.54	664.29	833.46	569.24	1,390.64	473.57	227.02	368.30	0.00	418.42	\$53,326.04	
33	Auction Proceeds														\$67,949.47	
34	T-mobile Rental		106,640.00	24,966.00	26,220.00	26,220.00	26,220.00	26,220.00	28,710.90	30,153.00	32,665.75	30,153.00	30,153.00	10,277.15	\$398,598.80	
35	Towerpoint Rental											10.00			\$10.00	
36	Clearwire/Sprint Rental		42,265.33	25,267.96	23,840.52	26,741.21	27,543.48	28,369.73	29,220.84	30,097.48	31,000.43	50,745.36	0.00	0.00	\$315,092.34	
37	SSF Project/Contribution Funds		1,593,484.08	150,535.24	53,314.55	15,400.27	105,936.77	63,213.89	1,603.00	47,467.91	1,311.85	136,549.22	75,328.18	8,370.00	\$2,252,514.96	\$0.00
38	SSF Project-Planetarium-HNB				50,000.00										\$50,000.00	
39	SSF Project-Online Learning Center					93,900.00	0.00	0.00	0.00	0.00					\$93,900.00	
40	SSF Project-Hot Spots-Pandemic										20,755.00	5,000.00	0.00	0.00	\$25,755.00	
41	SSF FE Playground											175,000.00	1,477.88	0.00	\$176,477.88	
42	Huntington Bank Planetarium Donation				75,000.00										\$75,000.00	
43	Huntington Bank PLC Donation					15,000.00	15,000.00	15,000.00	15,000.00	0.00	0.00	0.00	0.00	0.00	\$60,000.00	
44	City Reimb-repair of BB field(5/07)		24,020.00												\$24,020.00	
45	Insurance Proceeds		254,323.66	8,342.81	2,362.56	18,244.88	0.00	2,539.29	6,469.86	139,807.72	66,717.01	0.00	2,191.52	0.00	\$500,999.31	
46	Asbestos Litigation Settlement		13,441.51												\$13,441.51	
47	PEP Repair of Ludlow		50,801.00												\$50,801.00	
48	PTO Reimbursement		43,306.66		6,998.00		7,000.00	10,500.00	0.00	7,318.54	0.00	0.00	0.00	0.00	\$75,123.20	
49	First Energy Rebate for Energy Savings (HB264)				57,128.00										\$57,128.00	
50	Transfer fr. Fd1 (offset unused HB264 \$'s xfer fr. Fd4 to Fd2)				236,264.49										\$236,264.49	
51	Transfer fr. Fd1 (OfficeMax & Medicaid)				2,000,000.00										\$2,000,000.00	
52	USTA							20,000.00	0.00	0.00	0.00	0.00	0.00	0.00	\$20,000.00	
53	FE Fire Library Grant										20,000.00	0.00	0.00	0.00	\$20,000.00	
54																
55	TOTALS	\$0.00	\$9,889,110.91	\$212,268.41	\$2,533,691.20	\$199,108.66	\$188,729.87	\$171,125.60	\$30,131,733.82	\$11,991,344.22	\$2,307,967.84	\$2,064,305.65	\$115,486.29	\$87,015.04	\$59,891,887.51	\$0.00
56														\$0.00		
57																
58																